

AGENDA

SURFACE TRANSPORTATION TECHNICAL COMMITTEE Friday, May 24, 2019 North Central Texas Council of Governments

1:30 pm Full STTC Business Agenda

(NCTCOG Guest Secured Wireless Connection Password: rangers!)

1:30 – 1:35

1. **Approval of April 26, 2019, Minutes**

Action Possible Action Information Minutes: 5

Presenter: Brian Moen, STTC Secretary

Item Summary: Approval of the April 26, 2019, meeting minutes contained in [Reference Item 1](#) will be requested.

Background: N/A

1:35 – 1:35

2. **Consent Agenda**

Action Possible Action Information Minutes: 0

2.1. **FY2018 and FY2019 Unified Planning Work Program Modifications**

Presenter: Vickie Alexander, NCTCOG

Item Summary: A recommendation for Regional Transportation Council (RTC) approval of modifications to the FY2018 and FY2019 Unified Planning Work Program (UPWP) will be requested. Direction for staff to also amend the Transportation Improvement Program and other administrative/planning documents, as appropriate, to reflect the approved modifications will also be sought.

Background: The Unified Planning Work Program is required by federal and State transportation planning regulations and provides a summary of the transportation and related air quality planning tasks to be conducted by Metropolitan Planning Organization staff. The FY2018 and FY2019 UPWP identifies the activities to be carried out between October 1, 2017, and September 30, 2019. Amendments to this document are being proposed to reflect project updates and funding adjustments. The proposed amendments have been posted on the North Central Texas Council of Governments website for public review and comment, and are also included as [Electronic Item 2.1.1](#). Additional information is provided in [Electronic Item 2.1.2](#). Comments received as a result of the public outreach process, if any, will be provided as a handout at the meeting.

Performance Measure(s) Addressed:

- Safety Pavement and Bridge Condition
 Transit Asset System Performance/Freight/CMAQ

1:35 – 1:45

3. **Transportation Alternatives Set-Aside Program Project Selection**

Action Possible Action Information Minutes: 10

Presenter: Daniel Snyder, NCTCOG

Item Summary: Staff will provide information regarding the Transportation Alternatives Set-Aside Program (TA Set-Aside) applications received and evaluation process. A recommendation for Regional Transportation Council (RTC) approval of projects to select for funding will also be provided and action requested.

Background: The North Central Texas Council of Governments (NCTCOG) opened a Call for Projects on December 17, 2018, with the option of additional funds to be added. Applications were due on March 1, 2019.

Projects eligible for funding included active transportation that will substantially improve safety and provide opportunities to walk and bicycle. Project scoring is based on project eligibility and a methodology for project evaluation as previously approved by the RTC. [Electronic Item 3.1](#) provides additional information on project scoring. [Reference Item 3.2](#) reflects NCTCOG staff project recommendations.

Performance Measure(s) Addressed:

Safety Pavement and Bridge Condition
 Transit Asset System Performance/Freight/CMAQ

1:45 – 1:55

4. **Clean Fleets North Texas 2019 Call for Projects**

Action Possible Action Information Minutes: 10

Presenter: Nancy Luong, NCTCOG

Item Summary: Staff will request a recommendation for Regional Transportation Council approval to open a new, competitive call for projects to subaward funds through the Clean Fleets North Texas 2019 Call for Projects.

Background: In June 2018, the North Central Texas Council of Governments submitted a grant proposal to the Environmental Protection Agency (EPA) under the National Clean Diesel Funding Assistance Program authorized by the Diesel Emissions Reduction Act. EPA has awarded this proposal, which provides federal funds to replace older, high-emitting diesel-powered vehicles and equipment owned by public or private fleets contracted to local governments, in the ten-county ozone nonattainment area. A schedule and project selection criteria will be presented. [Reference Item 4](#) provides additional details.

Performance Measure(s) Addressed:

Safety Pavement and Bridge Condition
 Transit Asset System Performance/Freight/CMAQ

1:55 – 2:05

5. **United States Army Corps of Engineers Stormwater Project**

Action Possible Action Information Minutes: 10

Presenter: Michael Morris, NCTCOG

Item Summary: Staff will provide an overview of a partnership approach with federal agencies to incorporate stormwater infrastructure planning as a component of regional transportation planning.

Background: Recent workshops have been held on a project to incorporate a new approach to planning for stormwater infrastructure in order to prevent the flooding that occurs with continued population growth due to increased stormwater runoff volumes and to avoid the comparative high cost of flood recovery due to lack of proper advance planning. The project area would include the undeveloped portion of the upper Trinity River basin in Wise County and portions of Dallas, Denton, Ellis, Johnson, Parker, and Tarrant counties as shown in [Electronic Item 5](#). As the North Central Texas Council of Governments' (NCTCOG) technical partner, the United States Army Corps of Engineers would develop a full suite of products and tools that can be used by communities and transportation/infrastructure planners including stream modeling and water surfaces; large-scale stormwater features, such as detention storage; and regional environmental mitigation features which can also serve to offer opportunities for ecotourism, education and nature-based recreation. NCTCOG staff have begun briefing members of the congressional delegation and regional federal administrators and have been encouraged by their support.

Performance Measure(s) Addressed:

Safety Pavement and Bridge Condition
 Transit Asset System Performance/Freight/CMAQ

2:05 – 2:15

6. **Legislative Update**

Action Possible Action Information Minutes: 10

Presenter: Nicholas Allen, NCTCOG

Item Summary: Staff will provide an update on federal and State legislative actions related to transportation and air quality issues affecting the Dallas-Fort Worth area.

Background: Transportation issues continue to be a focus for both the United States (US) Congress and the Texas Legislature. The 1st session of the 116th US Congress convened on January 3, 2019. The 86th Texas Legislature convened on January 8, 2019.

Performance Measure(s) Addressed:

Safety Pavement and Bridge Condition
 Transit Asset System Performance/Freight/CMAQ

2:15 – 2:25

7. **Congestion Management Process Update**

Action Possible Action Information Minutes: 10

Presenter: Mike Galizio, NCTCOG

Item Summary: Work is underway on an update to the region's Congestion Management Process (CMP) documentation. Staff provided an overview of the CMP in February 2019 and will now give a brief update on CMP data-collection efforts. Staff will also present the schedule of upcoming meetings for this CMP update. In addition, efforts cataloging all construction projects to review roadway system impacts will be presented.

Background: The CMP is a regionally accepted approach for managing congestion that provides up-to-date information on multimodal transportation performance and assesses alternative strategies for mitigating congestion that meets State and local needs. Federal requirements specify that urbanized areas with populations over 200,000 must implement and maintain a CMP. The current CMP for the North Central Texas region was adopted by the Regional Transportation Council in 2013. The current CMP and other related resources can be viewed on the North Central Texas Council of Governments' website at www.nctcog.org/cmp.

Performance Measure(s) Addressed:

Safety Pavement and Bridge Condition
 Transit Asset System Performance/Freight/CMAQ

2:25 – 2:35

8. **Draft FY2020 and FY2021 Unified Planning Work Program**

Action Possible Action Information Minutes: 10

Presenter: Vickie Alexander, NCTCOG

Item Summary: Staff will present a summary on the development of the proposed FY2020 and FY2021 Unified Planning Work Program (UPWP) for Regional Transportation Planning.

Background: North Central Texas Council of Governments (NCTCOG) staff, in cooperation with local governments and transportation agencies, is developing the draft FY2020 and FY2021 UPWP. This document identifies NCTCOG staff work activities to be performed between October 1, 2019, and September 30, 2021. A summary of staff recommendations on local government and transportation agency project submittals received for consideration of inclusion in the UPWP will be provided at the meeting. The draft UPWP document must be submitted to the Texas Department of Transportation for review by June 1, 2019, and the final document submitted by August 1. A copy of the draft FY2018 and FY2019 UPWP will be provided to STTC concurrent with the submittal of the draft document to TxDOT. STTC action on the UPWP will be sought at the June meeting.

Performance Measure(s) Addressed:

Safety Pavement and Bridge Condition
 Transit Asset System Performance/Freight/CMAQ

2:35 – 2:45

9. **Fiscal Year 2019 Better Utilizing Investments to Leverage Development Discretionary Grant Program**

Action Possible Action Information Minutes: 10

Presenter: Jeff Hathcock, NCTCOG

Item Summary: Staff will brief the Committee on the Fiscal Year (FY) 2019 Better Utilizing Investments to Leverage Development (BUILD) Discretionary Grant Program for surface transportation projects that will have a significant local or regional impact. Staff will provide details highlighting grant requirements, evaluation of potential project candidacy elements, and will recommend both passenger/freight rail and major roadway projects to submit as part of this effort.

Background: In April 2019, the United States Department of Transportation (US DOT) announced the solicitation of project applications for the FY2019 BUILD Discretionary Grant Program for capital investments in surface transportation infrastructure expected to have a significant mobility and economic benefits at the local or regional level. A copy of the Notice of Funding Opportunity that details the \$900 million discretionary grant program for FY2019, as well as the application requirements are available at www.transportation.gov/sites/dot.gov/files/docs/policy-initiatives/build/114796/fy-2019-nofo-final-signed.pdf. Applications are due to the US DOT by July 15, 2019.

For agencies in the region expecting to submit projects, please be aware that you must complete the www.grants.gov registration process before submitting an application, and that this process usually takes two to four weeks to complete. In addition, if an agency would like to receive a letter of support from the Regional Transportation Council, requests must be submitted to Rebekah Hernandez by Friday, June 28, 2019, at rhernandez@nctcog.org.

Performance Measure(s) Addressed:

Safety Pavement and Bridge Condition
 Transit Asset System Performance/Freight/CMAQ

2:45 – 2:55

10. **Travel Demand Management Performance Report**

Action Possible Action Information Minutes: 10

Presenter: Caryn Sanders, NCTCOG

Item Summary: Staff will provide an update on items included in the 2018 Travel Demand Management (TDM) Performance Report.

Background: The North Central Texas Council of Governments (NCTCOG) Travel Demand Management Program focuses on implementing alternative forms of transportation that assist in the reduction of demand for single-occupant vehicle travel on regional roadways in the North Central Texas region. The performance report highlights information from the Try Parking It Program, the Regional Vanpool Program, and other TDM-

related activities in the region. The 2018 NCTCOG Travel Demand Management Performance Report is included as [Electronic Item 10](#).

Performance Measure(s) Addressed:

- Safety Pavement and Bridge Condition
 Transit Asset System Performance/Freight/CMAQ

2:55 – 3:10

11. **Fast Facts**

Action Possible Action Information Minutes: 15
Item Summary: Brief presentations will be made on the following topics:

1. *Jackson Enberg* – Status Report on Ozone ([Electronic Item 11.1](#))
2. *Nancy Luong* – Status Report on Volkswagen Settlement (www.nctcog.org/trans/quality/air/funding-and-resources/volkswagen-settlement)
3. *Nancy Luong* – Air Quality Funding Opportunities for Vehicles (www.nctcog.org/trans/quality/air/funding-and-resources/fundingvehicle)
4. *Nancy Luong* – Dallas-Fort Worth Clean Cities Events (www.dfwcleancities.org/dfw-clean-cities-meetings)
5. *Jessica Scott* – Governor’s Highway Safety Association Report on Pedestrian Traffic Fatalities (www.ghsa.org/sites/default/files/2019-02/FINAL_Pedestrians19.pdf)
6. *Jessica Scott* – Regional Pedestrian Safety Action Plan (www.nctcog.org/pedsafetyplan) and Opinion Survey (<https://dfest2.metroquest.com/>)
7. *David Garcia* – Transit Studies Stakeholder Meetings (www.nctcog.org/transitstudies)
8. *Kimberlin To* – Clean Air Action Day, June 21, 2019 (Handout)
9. *Carli Baylor* – April Public Meeting Minutes ([Electronic Item 11.2](#))
10. *Carli Baylor* – June Public Meeting Notice (Handout)
11. *Victor Henderson* – Public Comments Report ([Electronic Item 11.3](#))
12. Written Progress Report:
 - Local Motion ([Electronic Item 11.4](#))
 - Transportation Partner Progress Reports ([Electronic Item 11.5](#))

12. **Other Business (Old or New):** This item provides an opportunity for members to bring items of interest before the group.

13. **Next Meeting:** The next meeting of the Surface Transportation Technical Committee is scheduled for **1:30 pm on June 28, 2019, at the North Central Texas Council of Governments.**

MINUTES**SURFACE TRANSPORTATION TECHNICAL COMMITTEE****April 26, 2019**

The Surface Transportation Technical Committee (STTC) held a meeting on Friday, April 26, 2019, at 1:30 pm, in the Transportation Council Room of the North Central Texas Council of Governments (NCTCOG). The following STTC members or representatives were present: Joe Atwood, Micah Baker, Bryan Beck, Katherine Beck, David Boski, Shon Brooks, Tanya Brooks, Curt Cassidy, Ceason Clemens, John Cordary Jr., Hal Cranor, Clarence Daugherty, Chad Davis, Pritam Deshmukh, Duane Hengst (representing Greg Dickens), Phil Dupler, Chad Edwards, James Williams (representing Eric Fladager), Chris Flanigan, Ann Foss, Ricardo Gonzalez, Gary Graham, Tom Hammons, Brian McNulty (representing Ron Hartline), Kristina Holcomb, Matthew Hotelling, Kirk Houser, Terry Hughes, Paul Iwuchukwu, Sholeh Karimi, Alonzo Liñán, Clay Lipscomb, Paul Luedtke, Alberto Mares, Kimberly Garduno (representing Wes McClure), Laura Melton, Brian Moen, Mark Nelson, Jim O'Connor, Dipak Patel, Todd Plesko, Jim Lockart (representing Shawn Poe), John Polster, Athena Seaton (representing Bryan G. Ramey II), Greg Royster, Moosa Saghian, Jeff Kelly (representing David Salmon), Lori Shelton, Brian Shewski, Walter Shumac III, Randy Skinner, Cheryl Taylor, Keith Fisher (representing Gregory Van Nieuwenhuize), Daniel Vedral, Caroline Waggoner, and Robert Woodbury.

Others present at the meeting were: James Adkins, Berrien Barks, Tara Bassler, Natalie Bettger, John Brunk, Lorena Carrillo, Angie Carson, Ryan Delmonte, Cody Derrick, Brian Flood, Mike Galizio, David Garcia, Jeff Hathcock, Victor Henderson, Rebekah Hernandez, Chris Hoff, Bethany Hyatt, Tim James, Yagnesh Jarmarwala, Mike Johnson, Gus Khankarli, Ken Kirkpatrick, Minh Le, April Leger, Mickey McGuire, Melissa Meyer, Mindy Mize, Collin Moffett, Michael Morris, Jeff Neal, Trey Pope, Jay Rames, Chris Reed, Kyle Roy, Samuel Simmons, Shannon Stevenson, Vivek Thimmavajhala, Ellen Throneberry, Mitzi Ward, Brendon Wheeler, Jeremy Williams, Amanda Wilson, and Jing Xu.

1. **Approval of March 22, 2019, Minutes:** The minutes of the March 22, 2019, meeting were approved as submitted in Reference Item 1. John Polster (M); Alonzo Liñán (S). The motion passed unanimously.
2. **Consent Agenda:** The following item was included on the Consent Agenda.
 - 2.1. **Activation of Traffic Signal at Canyon Falls Drive and Highway 377:** A recommendation for Regional Transportation Council approval of \$400,000 of Regional Toll Revenue-Denton County funds for a project that will activate and enhance an existing traffic signal, with Union Pacific Railroad preemption, at the intersection of Canyon Falls Drive and Highway 377 in the Town of Flower Mound was requested. A 20 percent local match of \$100,000 will be provided from the Town of Flower Mound and Denton County. Action also included a recommendation for Regional Transportation Council approval to administratively amend the Transportation Improvement Program and other planning/administrative documents as needed to incorporate this project.

A motion was made to approve the item on the Consent Agenda. John Polster (M); Daniel Vedral (S). The motion passed unanimously.

3. **Endorsement of Transportation Development Credits for Automated Vehicle 2.0 Program:** Tom Bamonte discussed approval of the Automated Vehicle (AV) 2.0 Program by the Regional Transportation Council (RTC) on October 11, 2018, which included adoption of a policy to equip all communities with the resources to partner effectively with potential AV developers deploying AV technology within the region. The use of Transportation Development Credits in lieu of local match for partners participating in the three projects of the AV 2.0 Program will help facilitate the approved policy. A motion was made to recommend Regional Transportation Council approval of the use of Transportation Development Credits in lieu of local match for local partners participating in the Automated Vehicle 2.0 Program. Mark Nelson (M); John Polster (S). The motion passed unanimously.
4. **Title VI Program 2019 Update:** Kate Zielke presented proposed updates to the Title VI Program for the North Central Texas Council of Governments (NCTCOG) Transportation Department. As a recipient of federal funds, NCTCOG must comply with Title VI of the Civil Rights Act of 1964 and an environmental justice executive order. These requirements guide NCTCOG's non-discrimination efforts as the Metropolitan Planning Organization and include environmental justice analysis, public involvement, and a number of other compliance topics detailed in Electronic Item 4. Requirements for the Title VI Program and the Metropolitan Planning Organization-specific requirements were highlighted including a demographic profile, mobility planning, and State and federal funding for transportation projects. The Title VI Program describes how NCTCOG implements Title VI nondiscrimination efforts and monitors subrecipients, which is required for direct and primary recipients of Federal Transit Administration funding. The program is required to be updated every three years, and the most recent update of the Title VI Program was 2016. Ms. Zielke highlighted changes made for 2019 including updated complaint procedures, which have also been translated into Spanish. In addition, updated bylaws for the Regional Transportation Council and NCTCOG Executive Board have also been included. The timeline for the effort was reviewed, which includes a public involvement period that closed on April 3. She noted that no public comments have been received. The updated Title VI Program will be presented for action at the May Regional Transportation Council meeting. A copy of the draft document was provided at www.nctcog.org/nctcg/media/Transportation/DocsMaps/Involve/InputMeetings/2019/02/Title-VI-Draft.pdf, and a copy of the Public Participation Plan was provided at www.nctcog.org/nctcg/media/Transportation/DocsMaps/Involve/InputMeetings/2019/02/PPP_Title-VI.pdf. A motion was made to recommend Regional Transportation Council approval of the Title VI Program 2019 Update. Bryan Beck (M); John Polster (S). The motion passed unanimously.
5. **2020 Unified Transportation Program and Regional 10-Year Plan Update:** Brian Dell presented information on the 2020 Unified Transportation Program and the Regional 10-Year Plan update. The Regional 10-Year Plan primarily includes projects funded with Category 2 (MPO selected), Category 4 (TxDOT district selected), and Category 12 (TTC selected) funds and this effort will be the third update since the original plan was approved by the Regional Transportation Council (RTC) in December 2016. Since the last updated in August 2018, the Texas Department of Transportation (TxDOT) has been working to develop the 2020 UTP and North Central Texas Council of Governments (NCTCOG) staff have been working with the local TxDOT districts on updates to existing projects and potential new projects. Projects have been scored for inclusion in the UTP and projects proposed for the Regional 10-Year Plan update were classified into five groups: 1) projects approved by the RTC that have also been approved in the UTP, 2A) projects approved by the RTC that have not been approved in the UTP, 2B) projects that are being proposed for the first time for RTC approval, 3) proposed projects that need funding to advance

preconstruction activities such as right-of-way acquisition, and 4) projects proposed to be removed from the 10-year Plan project list, funded with other sources, or are future candidates for funding. Details of the scoring process highlighted at the March 26 meeting were provided in Electronic Item 5.3. Regarding the corridor preservation program, Mr. Dell noted that based on input received from TxDOT Austin, staff proposed to change the funding source of the associated projects from Category 2 to Category 7 (Surface Transportation Program Block Grant). The timeline for this effort was reviewed, with action requested at this month's Committee meeting and the May RTC meeting. The proposed list of projects was provided in Electronic Item 5.1, and Electronic Item 5.2 included additional information about the process. Michael Morris spoke on the partnership with the Texas Transportation Commission (TTC). He noted discussions between the TTC and TxDOT districts' staffs and recent changes to the way the TTC may wish to partner on funding projects. An overview was provided of the current partnership in which the RTC funds projects such as Farm to Market roads, tolled facilities, and capital maintenance while the TTC/TxDOT funds projects using Category 4, Category 12, and Clean Lanes with some input from the RTC. Based on feedback received in recent meetings, the preferred partnership method between the RTC and TTC may be different with RTC proposing funding for its priority projects so that the TTC understands the priority. He noted that a meeting was scheduled for later in the year to discuss maximizing Category 12 commitments. Flexibility from the Committee to move the same projects across the goal line but potentially using a different blend of funding was requested to maximize the partnership with the TTC. He noted that part of the Metropolitan Planning Organization's (MPO) responsibility is to clearly communicate with the TTC and TxDOT the federal responsibilities of the MPO and why the original partnership was selected. John Polster discussed the statement included in the presentation that county allocations will be reconfirmed. He asked if the funding per county will remain relatively the same but could potentially be a mix of different funding categories. Mr. Dell noted that he was correct. Mr. Polster also asked if agencies should assume that the RTC remains committed to the projects included on the Regional 10-Year Plan. Mr. Morris noted he was correct. The RTC remains committed to the projects funded through the action in December 2016. He noted that a small portion of the original Category 12 allocations remain unfunded. If the TTC does not choose to fund the commitments from December 2016 with Category 12 funds, then staff will move forward to propose alternate funding for these commitments. A motion was made to recommend Regional Transportation Council approval of the proposed 2019 Regional 10-Year Plan project list with flexibility to move funding between projects as negotiations continue with the Texas Department of Transportation. Action also included a recommendation for RTC approval to amend the Transportation Improvement Program/Statewide Transportation Improvement Program and other planning documents as needed. John Polster (M); Daniel Vedral (S). The motion passed unanimously.

6. **Overview of 2018 Bicycle and Pedestrian Annual Traffic Count Report:** Daniel Snyder provided an overview of data from the 2018 Bicycle and Pedestrian Traffic County Report. He highlighted the count equipment installed on shared-used paths (trails) in the region and noted that the report includes data from counters installed in Allen, Dallas, Denton, Fort Worth, North Richland Hills, and Plano along the Regional Veloweb in areas near employment centers, transit, schools, and major destinations in both urban and suburban settings. Data for both pedestrian and bicyclists was reviewed, with the dominate mode often an indicator of the surrounding land use and level of density. Areas with mixed-use developments or destinations within short distance feature higher pedestrian activity. Bicyclist frequently travel longer distances. Mr. Snyder noted that the data also provides insight on the effects of precipitation on the amount of walking and bicycling in the region,

with data reflecting a large decrease in counts for both modes of travel during the fall when the region experienced a significant amount of rain. Other count data includes activity levels by days of the week, seasons, and others. Mr. Snyder noted that over the past 1.5 years, North Central Texas council of Governments has participated in a Texas Department of Transportation funded research project on bicycle and pedestrian data collection carried out by the Texas Transportation Institute. A statewide count program portal for active transportation in cities across the state was released and available at <https://mobility.tamu.edu/bikepeddata/>. He also noted that additional information about the bicycle and pedestrian data, as well as the 2018 report, is available online at www.nctcog.org/bikepedcountdata.

7. **Legislative Update:** Nicholas Allen provided an update on federal legislative items. He noted that Representative Collin Allred from the region was named Vice Chair of the House Subcommittee on Railroads, Pipelines, and Hazardous Materials. Also, Nicole Nason was confirmed as Administrator of the Federal Highway Administration. In addition, he noted that the 2019 Better Utilizing Investments to Leverage Development (BUILD) Discretionary Grant Program has been announced, with \$900 million in competitive awards available for surface transportation projects. Applications are due July 15, and more information will be provided to members at the May Committee meeting. Mr. Allen also provided an update for the Texas Legislature. Upcoming deadlines occurring over the next few weeks were highlighted, with the last day of the current legislative session on May 27. Regarding the State budget, there is currently a \$3 billion difference between the House and Senate versions. He noted that the House version is more consistent with the Regional Transportation Council (RTC) Legislative Program. Budget conferees have been selected to work out the differences in the budget bills. High-speed rail bills were heard in a House transportation subcommittee, all of which were anti high-speed rail. Much of the testimony revolved around land owners who could be affected by the corridor developments that would be made by Texas Central Partners, and most of the criticism was regarding eminent domain authority. All bills were left pending. HB 1951 was heard in a House transportation tolling subcommittee. In its original form, this bill was likely the most offensive to the RTC Legislative Program. A subcommittee substitute was recently filed that is less offensive and, if passed, would have significant implications for all Comprehensive Development Agreements in the State of Texas. Highlights from other bills of interest included SB 531 that would extend the sunset date for the Texas Emissions Reduction Plan (TERP) by two years. SB 692 would extend the sunset date for Proposition 1 funding to 2034. HB 3745 could make accessing TERP funds simpler and proposes that a fund consisting of money raised under TERP be created. He noted that staff will continue to provide a summary of bills to members by email throughout the legislative session.
8. **2019 Metropolitan Planning Organization Milestone Policy Update:** Brian Dell noted that representatives from agencies with Metropolitan Planning Organization Milestone Policy projects that were granted an extension last fall would provide a status update on their projects. In November 2018, the Regional Transportation Council (RTC) approved an extension on MPO Milestone Policy projects that did not meet their initial deadline of Fiscal Year 2018. Surface Transportation Technical Committee Vice Chair Bryan Beck requested that a status update be provided in April 2019. Details on the Milestone Policy and the updated status of the five projects granted an extension were provided in Electronic Item 8.1. A list of the projects that did not meet their deadline were provided in Electronic Item 8.2. Cason Clemens, Texas Department of Transportation Dallas District, noted that the three Dallas District projects let earlier in April and construction should begin in the new few months. Micah Baker from Dallas County noted that the County is working to schedule

the bid date for its project which is anticipated in June 2019. Pritam Deshmukh, City of Denton, noted that the City has started Phase 1 of the project which is currently under construction. He added that the remaining two phases will both let by September 2019.

9. **2021-2024 Transportation Improvement Program Development:** Brian Dell provided an overview of efforts related to development of the 2021-2024 Transportation Improvement Program (TIP). The TIP is a regional inventory of projects funded with various regional, local, federal, and State sources that is developed every two years. Development of the new TIP begins with a review of all existing projects and additional locally funded projects with implementing agencies. North Central Texas Council of Governments (NCTCOG) staff will solicit necessary revisions to project scopes, schedules, and funding. Staff will then develop revised project listings that will be financially constrained against the available estimated revenue in the latest Unified Transportation Program. A Mobility Plan and air quality review will then be conducted. Information will then be presented for public review and comment and brought back to the Committee and the Regional Transportation Council prior to the final project listing submittal to partners. NCTCOG staff will begin meeting with local partners in person or by conference call to receive input and updates on projects. Attendees should include project managers that can provide status of the projects and fiscal managers that can provide information on expenditures and invoicing. Texas Department of Transportation (TxDOT) staff will be available to help with questions on project details and schedules. Project schedules should be realistic and include start and end dates, and things like the status of agreements should be accounted for. Discussions will also include highlighting the need for invoicing and the need for timely billings to TxDOT. Required monthly reporting on Regional Toll Revenue projects in the Revenue and Project Tracking System will also be addressed. Mr. Dell reminded members that this is an opportunity to request changes to project scopes, limits, funding, and implementing agencies. Staff cannot guarantee that all requests can be accommodated due to financial constraint. He noted that special focus will be placed on projects that are on the Milestone Policy list, and those that are at risk of losing federal funds such as projects on the Federal Highway Administration Inactive List, Preliminary Engineering Audit list, and projects in the Transportation Alternatives or Transportation Alternatives Set Aside Program. Staff will also review the close out of projects funded with Regional Toll Revenue, and projects requested to be placed in the first year of the TIP (FY2021) will receive additional scrutiny. The proposed timeline for the TIP development process was highlighted. Mr. Dell noted that in advance of the coordination meeting with local partners, single entry reports inventorying all active projects will be provided for review and will be developed using data as of the May 2019 TIP cycle. Final listings will be presented to the Committee in April 2020.
10. **National Highway System Review:** Brian Flood briefed the Committee on the process to update the National Highway System (NHS) that recently commenced. The NHS was originally designated in 1996 and is a network of nationally significant roadways that support the movement of people and goods between population centers, international border crossings, major military installations, and intermodal facilities. In 2012, as part of Moving Ahead for Progress in the 21st Century legislation, the NHS was expanded to include all Federal Functional Classification System (FFCS) principal arterials not already on the system. Components of the NHS mandated by federal law were highlighted, as well as additional designations coordinated with local transportation officials. The current NHS review is the first effort to rationalize the NHS system as a whole since its creation in 1996. NHS designations are of importance because states receive funding from various federal apportionment programs, some of which require a facility to be on the NHS. The update

process was prompted by the Federal Highway Administration (FHWA) in mid-2017, and the Texas Department of Transportation, Transportation Planning and Programming Division (TxDOT PPD) initiated the NHS review in the State of Texas. Findings from the review were shared with TxDOT Districts and Metropolitan Planning Organizations for review and concurrence. TxDOT PPD presented a list of preliminary suggested modifications to the NHS to North Central Texas Council of Governments (NCTCOG) staff in February for evaluation. Mr. Flood noted that NCTCOG staff is in the process of evaluating the suggested modifications utilizing FHWA and internal criteria. Staff will provide statements of support, revision, or rejection of suggested modifications to NHS and (if necessary) the Functional Classification System to TxDOT PPD. Significant changes to the current system are not expected as part of the review. A timeline for the effort was highlighted which will conclude with a request for Committee action on the proposed modifications in August.

11. **Fast Facts:** Michael Morris noted that the first-floor meeting areas of the North Central Texas Council of Governments (NCTCOG) will be closed for building renovations from July 15 through the end of September. The July 26 Surface Transportation Technical Committee (STTC) will be cancelled, the August 23 meeting held at an alternate location, and the September 27 meeting moved to October 4. The August Regional Transportation Council (RTC) meeting will be cancelled, and the September meeting held at the Irving Transportation Summit. Members will be provided updates of the changes.

Bailey Muller highlighted current air quality funding opportunities for vehicles. She noted that the Texas Emission Reduction Plan electric vehicle rebates have been fully expended. A portion of that funding allocated toward natural gas and propane vehicles remains available through May 31. In addition, she noted the Volkswagen Settlement Texas Mitigation Plan is moving forward. On May 7, the Texas Commission on Environmental Quality (TCEQ) will host a webinar about the funding and will also hold an application workshop on May 16 at NCTCOG. Details are available at www.nctcog.org/trans/quality/air/funding-and-resources/fundingvehicle.

Bailey Muller also highlighted current Dallas-Fort Worth Clean Cities events. Details about future events, including National Drive Electric Week, are available at www.dfwcleancities.org/dfw-clean-cities-meetings.

Trey Pope provided an update on the status of the current ozone season. He noted the current design value for the region was 72 parts per billion and that the region has experienced no exceedance days for the 2019 ozone season to date.

Vivek Thimmavajhala noted that in response to TCEQ's request for local initiatives, NCTCOG staff submitted a summary of voluntary local transportation strategies in the Dallas-Fort Worth region expected to be implemented by 2020. A copy of the correspondence was provided in Electronic Item 11.2.

Berrien Barks provided an update on the most recent high-occupancy vehicle (HOV) subsidy report for tolled managed lanes in the region. As of January 2019, the current subsidy paid by the RTC is approximately \$3.4 million. In addition, approximately \$7,000 in request for reimbursements from vanpool users have been received. A copy of the near-term managed lane map, as well as a table showing the subsidy cost by corridor, was provided in Electronic Item 11.3.

Evan Newton noted that there have been no changes to the region's east/west equity distribution as of March 2019. Details of the current east/west equity percentages were provided in Electronic Item 11.4.

Rylea Roderick noted that the Transportation Improvement Program (TIP) modification submittal deadline for the August 2019 TIP modification cycle was close of business the date of the meeting.

A flyer containing Safe Routes to School Regional Training information was provided in Electronic Item 11.5.

David Garcia provided information about upcoming transit stakeholder meetings being scheduled in response to the three-area transit study approved by the RTC. Some elected officials in Collin, Dallas, and Tarrant Counties have been seeking assistance to develop a comprehensive approach to planning and implementing transit services focusing in areas not included in transit service areas. Staff will be meeting with key stakeholders from each of the study areas to define the scope of work prior to issuing the Request for Proposal. Additional information will be provided to members in the future.

Brian Wilson noted that a flyer announcing the May 13 public meeting was distributed to members at the meeting in Reference Item 11.10.

Brian Wilson also noted that a summary of the March 11 public meeting and comments were provided to members in Electronic Item 11.6.

Victor Henderson noted that the current Public Comments Report, provided in Electronic Item 11.7, contained comments submitted by the public from February 20 through March 19. Comments regarding projects, urban transportation best practices, and construction updates were in the majority.

The current Local Motion was provided in Electronic 11.8, and transportation partner program reports were provided in Electronic Item 11.9.

12. **Other Business (Old and New):** Chad Edwards thanked Tom Bamonte and Clint Hail for organizing an automated vehicle briefing in Fort Worth. Committee Chair Kristina Holcomb also expressed her appreciation for their efforts in other areas of the region.
13. **Next Meeting:** The next meeting of the Surface Transportation Technical Committee is scheduled for 1:30 pm on May 24, 2019, at the North Central Texas Council of Governments.

The meeting adjourned at 2:35 pm.



North Central Texas Council of Governments

TO: Surface Transportation Technical Committee DATE: May 17, 2019

FROM: Vickie Alexander
Program Manager

SUBJECT: Modifications to the FY2018 and FY2019 Unified Planning Work Program for Regional Transportation Planning

The Unified Planning Work Program for Regional Transportation Planning (UPWP) is required by federal and State transportation planning regulations and provides a summary of the transportation and related air quality planning tasks to be conducted by Metropolitan Planning Organization (MPO) staff. The FY2018 and FY2019 UPWP identifies the activities to be carried out between October 1, 2017, and September 30, 2019.

Listed below, and in the following attachment, is the seventh set of proposed modifications to the FY2018 and FY2019 UPWP. Included in these amendments are project updates and funding adjustments. The proposed modifications have been posted on the NCTCOG website for public review and comment. Comments received as a result of the public outreach process, if any, will be provided as a handout at the meeting.

The Federal Transit Administration Section 5303 and Federal Highway Administration (PL-112) funding levels are also being updated for FY2019 based upon new funding allocations provided by the Texas Department of Transportation.

Transportation Planning Fund (TPF) Modifications

- 2.01 Travel Forecasting Support – Alternative Transit Ridership Models (update text to rename the project and reflect development of a sketch planning tool to estimate transit ridership and replace TPF with \$232,200 Federal Transit Administration Section 5339 funds and \$58,050 Regional Transportation Council [RTC] Local funds that are being removed from Subtask 2.02, Transportation Data Management – Transit Fare Box Data Analysis, as noted below)
- 2.03 Demographic Data and Forecasts – Participant Statistical Area Program (add \$200,000 TPF to support continued staff activities related to defining Census statistical geographies as part of Census 2020 preparation)

- 5.11 Automated Vehicle Technology – Automated Vehicles: Planning (add \$150,000 TPF to support continued planning activities related to the arrival of automated vehicles and the impact of these vehicles on the transportation system)

Other Funding Source Modifications

- 2.02 Transportation Data Management – Transit Fare Box Data Analysis (delete project and reprogram \$232,200 Federal Transit Administration Section 5339 funds and \$58,050 RTC Local funds to Subtask 2.01, Travel Forecasting Support – Alternative Transit Ridership Models, as noted above)
- 3.05 Public Transportation Planning and Management Studies – Planning Assistance to Small Operators (update text to reflect the use of Regional Toll Revenue and Regional Transportation Council Local funds as matching funds for Federal Transit Administration funds, and add \$2,250 Regional Toll Revenue funds removed from Subtask 3.06, Transit Operations – Sustainability for Transit; RTC Local funds already programmed)
- 3.06 Transit Operations – Sustainability for Transit (transfer \$2,250 Regional Toll Revenue funds to Subtask 3.05, Public Transportation Planning and Management Studies – Planning Assistance to Small Operators, as noted above)

The following modifications have previously been approved by the Regional Transportation Council and/or NCTCOG Executive Board (e.g., via the Transportation Improvement Program) and are now being incorporated into the Unified Planning Work Program:

Other Funding Source Modifications

- 1.02 Program and Policy Administration – Program Administration (update text and add \$62,402 Regional Transportation Council Local funds to support the purchase of modular furniture and chairs for work stations)
- 3.06 Transit Operations – Sustainability for Transit (update text and add \$10,000 Regional Transportation Council Local funds for FY2019 to support the provision of transit passes for interested Tarrant County College students under the Community College Partnership Program)

Please contact Vercie Pruitt-Jenkins at (817) 608-2325 or VPruitt-Jenkins@nctcog.org or me at (817) 695-9242 or valexander@nctcog.org if you have any questions or comments regarding these proposed modifications to the FY2018 and FY2019 UPWP prior to the Surface Transportation Technical Committee meeting. A recommendation will be requested at the meeting for Regional Transportation Council approval of the proposed modifications.

AMENDMENT #7 TO THE FY2018 AND FY2019 UNIFIED PLANNING WORK PROGRAM

1.02 Program and Policy Administration

Program Administration

Other Funding Sources

NCTCOG and RTC Local funds will be utilized to support activities in Program Administration that may not be eligible for federal reimbursement. Such items may include, but are not limited to:

- Small stipend and travel expenses for a minority student and supporting professor to attend annual TRB meeting to represent work conducted on behalf of NCTCOG under the TRB Minority Student Fellowship Program partnership;
- Meal expenses;
- Individual staff memberships in professional organizations;
- Service awards;
- Travel expenses for foreign applicants;
- Legal and application filing fees for foreign employees;
- Audio/video expenses (i.e., equipment and maintenance) in the Transportation Council Room (as noted in Exhibit II-2 of Subtask 1.04); ~~and~~
- **Furniture for work stations; and**
- Other special projects.

2.01 Travel Forecasting Support

Alternative Transit Ridership Models

Transportation Planning Funds

~~This component encompasses the development or adoption of simplified transit ridership models that can produce quicker results than the regional travel model. The purpose of these models is to provide a faster alternative method for preliminary analysis of transit lines in short-range time horizons. This work will be done in coordination with the Federal Transit Administration and other planning and transit agencies. It is anticipated that Dallas Area Rapid Transit (DART), the Fort Worth Transportation Authority (FWTA, also known as Trinity Metro), and the Denton County Transportation Authority (DCTA) will use the products of this effort for transit planning and enhancement of modeling tools for transit studies. This component will begin in FY2018 and conclude in FY2019. Anticipated products include:~~

- ~~• A simplified direct model for estimation of ridership.~~

Sketch Planning Tool for Transit Ridership Estimation

Other Funding Sources

This component is comprised of activities related to the development of a simple sketch model to estimate transit ridership. Estimations will be made using transit route characteristics, census data, and on-board transit survey data. The goals of this project is to development a simplified modeling tool which will help speed preliminary analysis as well as perform spot checks for validation of the regional travel model. The tool will ultimately be included in the development of a GIS interface, for which consultant assistance will be utilized. Federal Transit Administration Section 5339 funds and Regional Transportation Council Local funds will be utilized to support efforts. This component will continue through FY2020 with anticipated products to include:

- Final project report; and
- Application software.

2.02 Travel Data Management

Transit Fare Box Data Analysis

Other Funding Sources

~~DART and FFTA transit networks are equipped with electronic fare collection systems. These systems produce a large amount of data about the travel patterns of transit users, but has not been fully analyzed yet. This element includes the comprehensive analysis of this dataset that will contribute to the improvement of the transit assignment model and assist the transit agencies in better understanding the system through accessing boarding counts. Consultant assistance may be utilized. Federal Transit Administration funds, Regional Transportation Council Local funds will be used to conduct this planning study scheduled to begin in FY2018. Anticipated products include:~~

- ~~• Various databases;~~
- ~~• Intermediate progress reports; and~~
- ~~• Software programs.~~

3.05 Public Transportation Planning and Management Studies

Planning Assistance to Small Operators

Other Funding Sources

This planning activity is ongoing throughout both FY2018 and FY2019, supporting initiatives that encourage short- and long-term operational planning by local transit providers. Activities include providing assistance to subgrantees as they implement identified strategies and recommendations. Federal Transit Administration **funds, Regional Toll Revenue funds, Regional Transportation Council Local funds,** and local funds, **and as well as** Transportation Development Credits will support these activities. Anticipated products include:

- Planning conducted on behalf of Urbanized Area Formula Program subgrantees based on identified needs.

3.06 Transit Operations

Sustainability for Transit

Other Funding Sources

This implementation activity is ongoing throughout both FY2018 and FY2019, supporting coordination and implementation of transit sustainability initiatives. The Program supports Chapter 461 of the Texas Transportation Code that focuses on maximizing the benefits of the State's investment in public transit through the coordination of services **and other innovative transit-related projects**. Regional Toll Revenue **and Regional Transportation Council Local** funds will support these activities. Anticipated products include:

- Short- and long-range solutions that move the region toward more comprehensive, coordinated, accessible, efficient, and effective public transit services; and
- Policies, programs and projects that support and encourage sustainable transportation options around the region while elevating customer service and air quality.

VIII. Overview of Work Program Funding

Proposed Budget

This section summarizes the budget for the FY2018 and FY2019 Unified Planning Work Program. Financial support for Fiscal Years 2018 and 2019 will be provided from a number of sources including the Federal Highway Administration (FHWA), the Federal Transit Administration (FTA), the Texas Department of Transportation (TxDOT), the Texas Commission on Environmental Quality (TCEQ), Environmental Protection Agency (EPA), Department of Energy (DOE), and the North Texas Tollway Authority (NTTA). In addition, various local sources will be acquired to assist in the funding of this program.

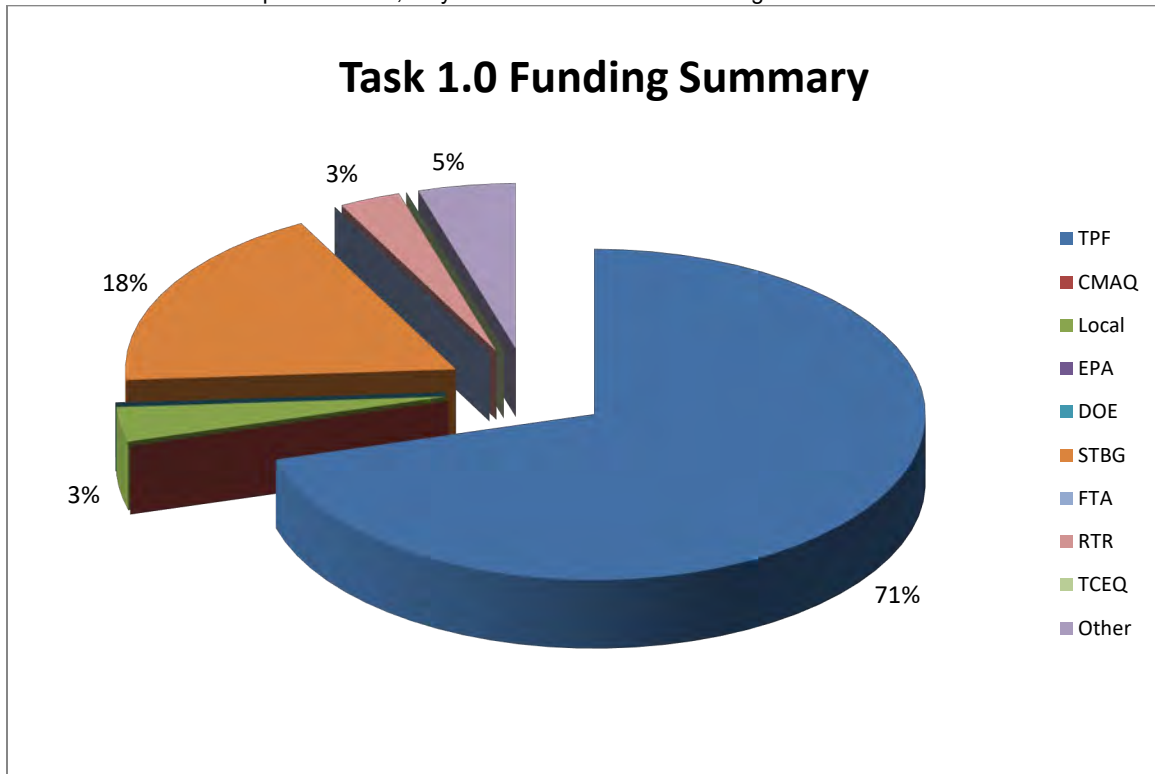
The US Department of Transportation provides funds through programs of the Federal Highway Administration and the Federal Transit Administration. Both FHWA PL 112 and FTA 5303 funds are provided annually to Metropolitan Planning Organizations to support

metropolitan regional transportation planning activities based on an 80 percent federal/20 percent local match requirement. TxDOT will provide the 20 percent match for the FHWA 112 and FTA 5303 funds for FY2018 and FY2019 to the MPO to carry out the UPWP in the form of transportation development credits. These transportation development credits are provided by metropolitan areas building toll roads and are used on a statewide basis to provide the match funds needed for all metropolitan planning organizations. The FY2018 and FY2019 FHWA and FTA funding levels reflected in this program are summarized in Exhibit VIII-1. The formula-based FHWA PL 112 allocation to the Unified Planning Work Program for the Dallas-Fort Worth Metropolitan Area is \$7,589,902 in FY2018 and ~~\$7,455,075~~ **\$7,494,294** in FY2019 for a two-year total of ~~\$15,044,977~~ **\$15,084,196**. The Federal Transit Administration 5303 funding is \$2,774,086 in FY2018 and ~~\$2,825,868~~ **\$2,830,188** in FY2019 for a two-year total of ~~\$5,599,954~~ **\$5,604,274**. An estimated balance of \$6,372,719 in unexpended/unobligated FHWA PL 112 funding will be available from the FY2017 authorization. Each of these funding amounts is incorporated by source agency into the Work Program by task and subtask. Total FHWA PL 112 and FTA 5303 funding for the FY2018 and FY2019 UPWP is estimated at ~~\$27,017,650~~ **\$27,061,189**. Transportation Planning Funds in the amount of ~~\$23,362,000~~ **\$23,712,000** have been programmed and allocated to each of the UPWP subtasks as shown in Exhibit VIII-2. These programmed funds include the FTA 5303 allocation of ~~\$5,599,954~~ **\$5,604,274**, the estimated FY2017 FHWA PL 112 fund balance of \$6,372,719, and ~~\$11,389,327~~ **\$11,735,007** of Fiscal Years 2018 and 2019 FHWA PL 112 funding. The remaining balance of Fiscal Years 2018 and 2019 FHWA PL 112 funds of ~~\$3,655,650~~ **\$3,349,189** is anticipated to be carried over to Fiscal Year 2020.

Funding Summary

Subtask	TPF ¹	Additional Funding		Total
		Amount	Source	
1.01	\$3,015,100	\$4,000	NCTCOG Local	
Subtotal				\$3,019,100
1.02	\$655,300	\$179,302	Local	
		\$125,800	NCTCOG Local	
		\$293,500	STBG	
Subtotal				\$1,253,902
1.03		\$50,000	Local	
		\$20,000	NCTCOG Local	
		\$202,800	RTR	
		\$255,800	STBG	
Subtotal				\$528,600
1.04	\$1,119,800	\$690,040	STBG	
		\$173,760	TXDOT	
Subtotal				\$1,983,600
Total	\$4,790,200	\$1,995,002		\$6,785,202

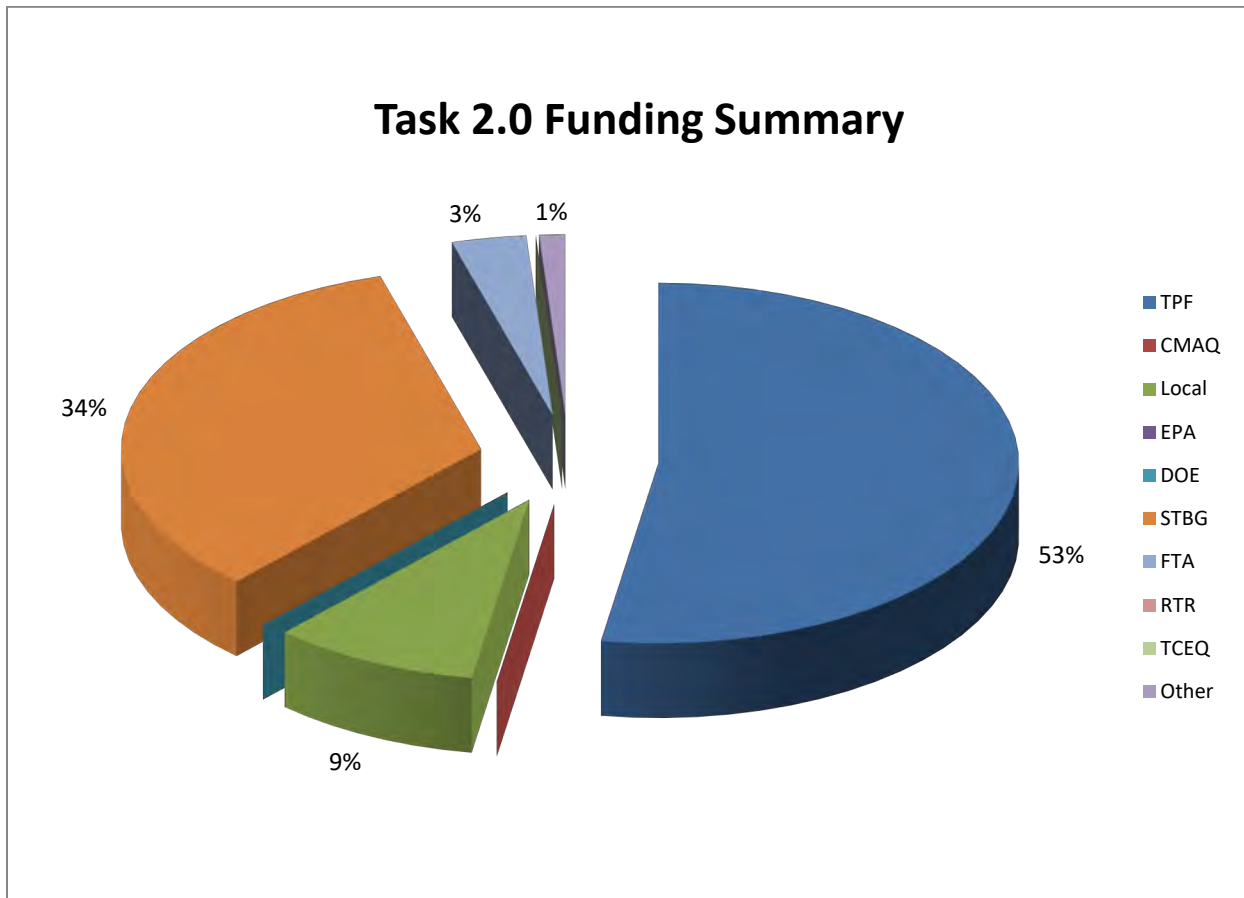
¹ Transportation Planning Funds (TPF) includes both FHWA PL-112 and FTA 5303 funds. TxDOT will apply transportation development credits sufficient to provide the match for FHWA PL-112 and FTA Section 5303 programs. As the credits reflect neither cash nor person-hours, they are not reflected in the funding tables.



Funding Summary

Subtask	TPF ¹	Additional Funding		Total
		Amount	Source	
2.01	\$2,099,500	\$83,400	FHWA	
		\$232,200	FTA	
		\$457,250	Local	
		\$2,398,600	STBG	
Subtotal				\$5,270,950
2.02	\$420,600	\$0	FTA	
		\$208,091	Local	
Subtotal				\$628,691
2.03	\$1,230,800			
Subtotal				\$1,230,800
Total	\$3,750,900	\$3,379,541		\$7,130,441

¹ Transportation Planning Funds (TPF) includes both FHWA PL-112 and FTA 5303 funds. TxDOT will apply transportation development credits sufficient to provide the match for FHWA PL-112 and FTA Section 5303 programs. As the credits reflect neither cash nor man-hours, they are not reflected in the funding tables.

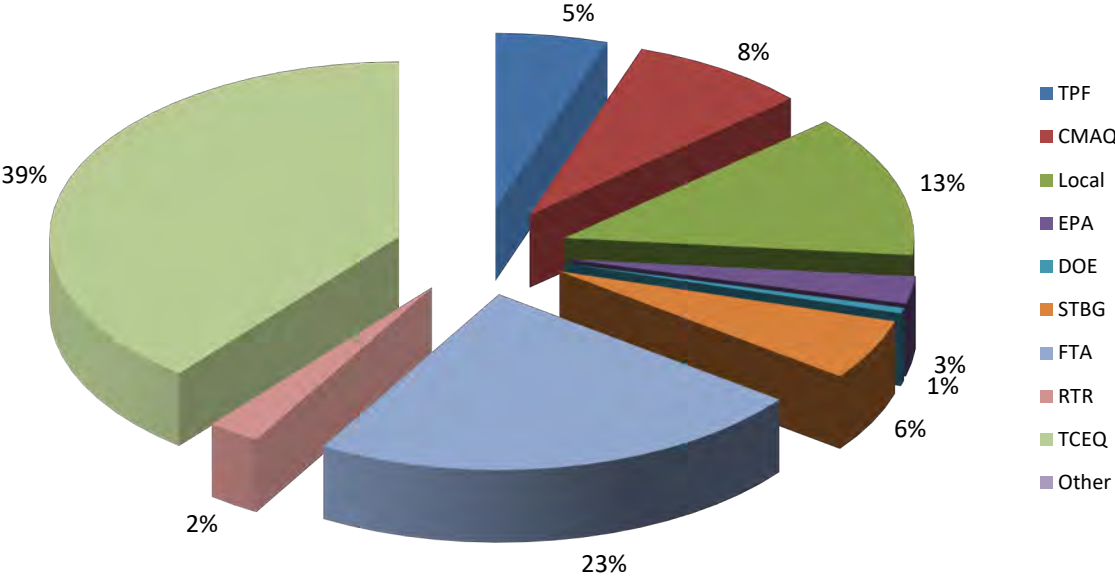


Funding Summary

Subtask	TPF ¹	Additional Funding		Total
		Amount	Source	
3.01	\$2,408,700	\$1,774,100	RTR	
		\$667,000	STBG	
Subtotal				\$4,849,800
3.02	\$1,035,100	\$448,000	TCEQ	
Subtotal				\$1,483,100
3.03		\$6,859,800	CMAQ	
		\$275,400	DOE	
		\$3,000,712	EPA	
		\$8,864,599	Local	
		\$4,460,300	STBG	
		\$46,094,000	TCEQ	
Subtotal				\$69,554,811
3.04		\$2,935,600	CMAQ	
		\$342,515	DOE	
		\$80,200	Local	
		\$380,500	STBG	
Subtotal				\$3,738,815
3.05	\$2,721,100	\$939,700	FTA	
		\$22,100	Local	
		\$2,250	RTR	
		\$1,150,000	STBG	
Subtotal				\$4,835,150
3.06		\$26,543,720	FTA	
		\$6,625,000	Local	
		\$1,149,550	RTR	
Subtotal				\$34,318,270
Total	\$6,164,900	\$112,615,046		\$118,779,946

¹ Transportation Planning Funds (TPF) includes both FHWA PL-112 and FTA 5303 funds. TxDOT will apply transportation development credits sufficient to provide the match for FHWA PL-112 and FTA Section 5303 programs. As the credits reflect neither cash nor man-hours, they are not reflected in the funding tables.

Task 3.0 Funding Summary



Funding Summary

Subtask	TPF ¹	Additional Funding		Total
		Amount	Source	
5.01	\$1,027,300			
		\$543,100	Local	
		\$48,200	NTTA	
		\$5,075,800	RTR	
		\$9,275,700	STBG	
		\$261,800	TxDOT	
Subtotal				\$16,231,900
5.02	\$1,068,300			
		\$1,183,500	RTR	
		\$500,000	Local	
Subtotal				\$2,751,800
5.03	\$816,500			
		\$677,000	CMAQ	
		\$80,000	FHWA	
		\$1,345,000	FTA	
		\$3,305,520	Local	
		\$3,109,800	STBG	
Subtotal				\$9,333,820
5.04	\$339,200			
		\$22,500	Local	
		\$327,800	STBG	
		\$17,000	TxDOT	
Subtotal				\$706,500
5.05	\$858,000			
		\$13,140,400	CMAQ	
		\$5,025,400	Local	
		\$490,600	RTR	
		\$13,843,600	STBG	
		\$3,474,000	TxDOT	
Subtotal				\$36,832,000
5.06	\$171,000			
		\$110,800	Local	
		\$1,978,900	STBG	
		\$147,800	TxDOT	
Subtotal				\$2,408,500
5.07	\$53,600			
Subtotal				\$53,600

Subtask	TPF ¹	Additional Funding		Total
		Amount	Source	
5.08	\$697,700	\$36,900	Local	
		\$109,800	STBG	
		\$11,900	TXDOT	
Subtotal				\$856,300
5.09	\$192,000	\$727,900	Local	
Subtotal				\$919,900
5.10		\$22,140	DOD	
		\$83,260	Local	
Subtotal				\$105,400
5.11	\$704,400	\$250,000	CMAQ	
		\$165,000	Local	
		\$1,456,300	STBG	
		\$100,000	TXDOT	
Subtotal				\$2,675,700
Total	\$5,928,000	\$66,947,420		\$72,875,420

¹Transportation Planning Funds (TPF) includes both FHWA PL-112 and FTA 5303 funds. TxDOT will apply transportation development credits sufficient to provide the match for FHWA PL-112 and FTA Section 5303 programs. As the credits reflect neither cash nor man-hours, they are not reflected in the funding tables

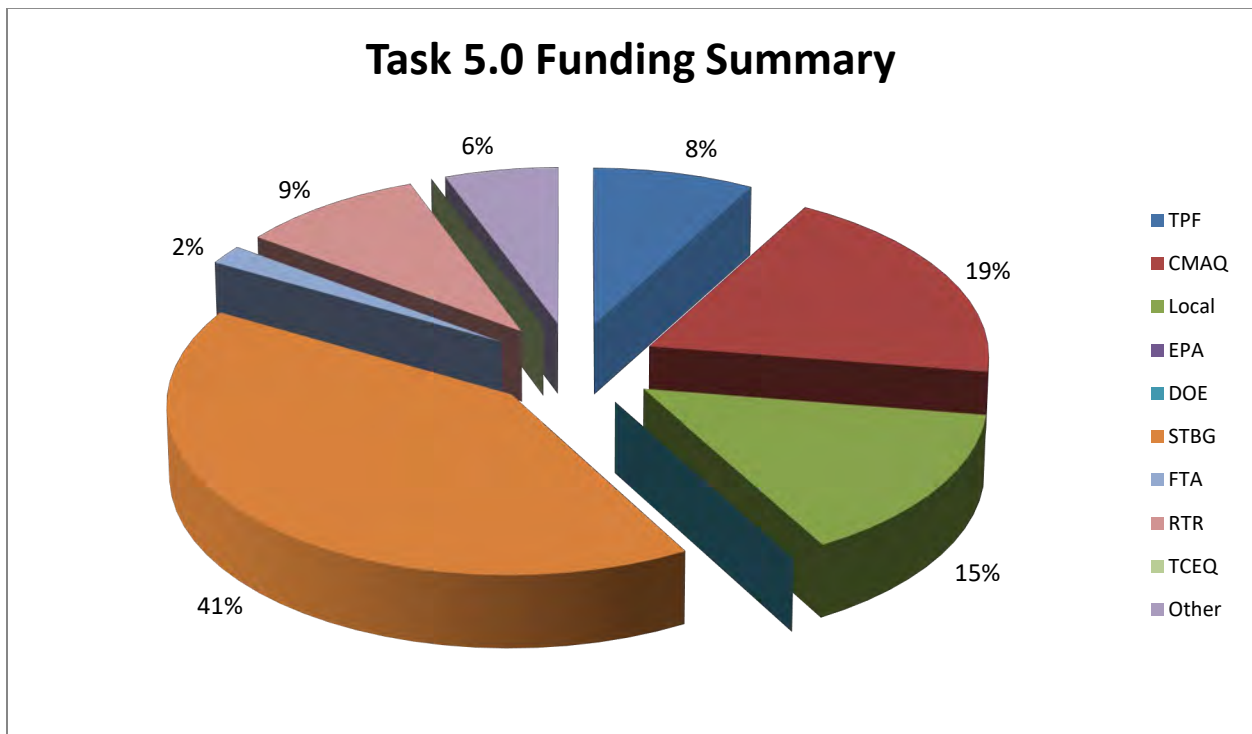
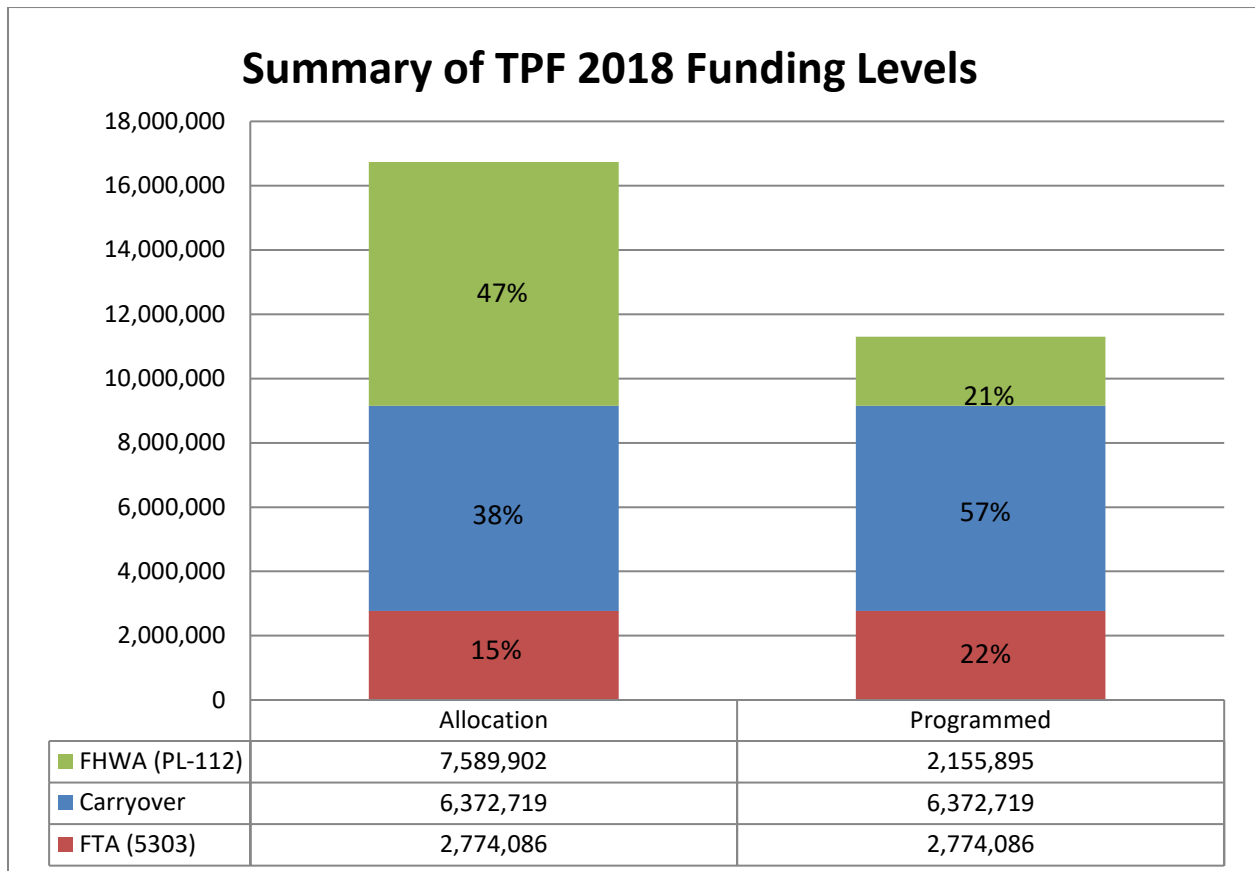


EXHIBIT VIII-1

FY2018 AND FY2019 TPF PROGRAMMING SUMMARY

	FY2018		FY2019	
	Allocation	Programmed	Allocation	Programmed
FTA Section 5303	2,774,086	2,774,086	2,830,188	2,830,188
FHWA (PL-112)				
Carryover	6,372,719	6,372,719	5,434,007	5,434,007
New Allocation	7,589,902	2,155,895	7,494,294	4,145,105
Total TPF	16,736,707	11,302,700	15,758,489	12,409,300
Carryover		5,434,007		3,349,189
Two-Year Totals				
FTA Section 5303	5,604,274			
FHWA PL-112	21,456,915			
Total	27,061,189			
Programmed		23,712,000		
Carryover		3,349,189		



Summary of TPF 2019 Funding Levels

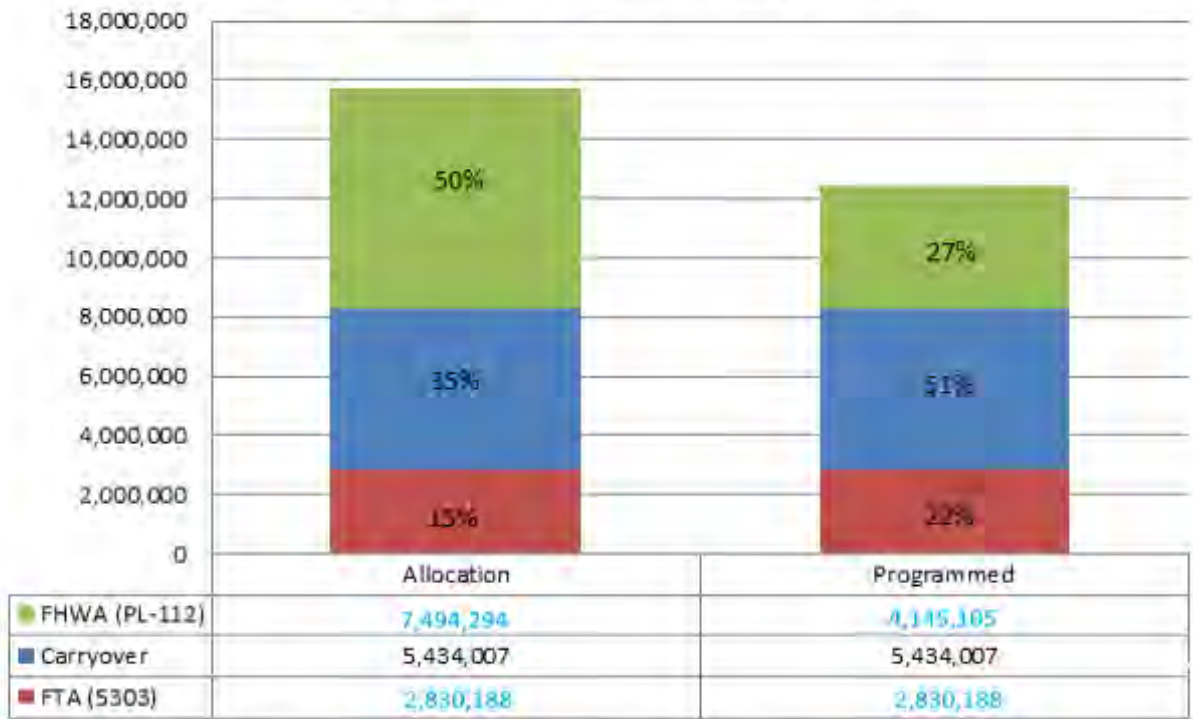


EXHIBIT VIII-2

FY2018 AND FY2019 Allocation of Transportation Planning Funds

Subtask	Subtask Title	TPF		
		FY 2018	FY 2019	Total
1.01	Community Outreach	\$1,449,100	\$1,566,000	\$3,015,100
1.02	Program Administration	\$268,300	\$387,000	\$655,300
1.03	Fiscal Management and Information Systems	\$0	\$0	\$0
1.04	Computer System Administration and Application Coordination	\$553,800	\$566,000	\$1,119,800
	Task 1.0	\$2,271,200	\$2,519,000	\$4,790,200
2.01	Travel Forecasting Support	\$1,036,500	\$1,063,000	\$2,099,500
2.02	Transportation Data Management	\$195,600	\$225,000	\$420,600
2.03	Demographic Data and Forecasts	\$516,800	\$714,000	\$1,230,800
	Task 2.0	\$1,748,900	\$2,002,000	\$3,750,900
3.01	Transportation Project Programming	\$1,197,400	\$1,211,300	\$2,408,700
3.02	Regional Air Quality Planning	\$625,100	\$410,000	\$1,035,100
3.03	Air Quality Management and Operations	\$0	\$0	\$0
3.04	Transportation and Air Quality Communications	\$0	\$0	\$0
3.05	Public Transportation Planning and Management Studies	\$1,403,100	\$1,318,000	\$2,721,100
3.06	Transit Operations	\$0	\$0	\$0
	Task 3.0	\$3,225,600	\$2,939,300	\$6,164,900
4.01	The Metropolitan Transportation Plan	\$1,196,300	\$1,069,000	\$2,265,300
4.02	Coordination of Transportation and Environmental Planning Processes	\$147,400	\$316,000	\$463,400
4.03	Ensuring Nondiscrimination and Environmental Justice in MPO Planning/Program Activities	\$71,400	\$192,000	\$263,400
4.04	Performance Based Planning & Coordination	\$67,900	\$18,000	\$85,900
	Task 4.0	\$1,483,000	\$1,595,000	\$3,078,000
5.01	Regional Transportation Corridor Studies	\$452,300	\$575,000	\$1,027,300
5.02	Subarea Studies and Local Government Assistance	\$545,300	\$523,000	\$1,068,300
5.03	Land-Use/Transportation Initiatives	\$313,500	\$503,000	\$816,500
5.04	Capital and Operational Asset Management System	\$186,200	\$153,000	\$339,200
5.05	Congestion Management Planning and Operations	\$369,000	\$489,000	\$858,000
5.06	Regional Freight Planning	\$10,000	\$161,000	\$171,000
5.07	Transportation System Security and Emergency Preparedness	\$26,600	\$27,000	\$53,600
5.08	Roadway and Railroad Safety	\$306,700	\$391,000	\$697,700
5.09	Regional Aviation Planning and Education	\$119,000	\$73,000	\$192,000
5.10	Regional Military and Community Coordination	\$0	\$0	\$0
5.11	Automated Vehicle Technology	\$245,400	\$459,000	\$704,400
	Task 5.0	\$2,574,000	\$3,354,000	\$5,928,000
	FUNDING TOTALS	\$11,302,700	\$12,409,300	\$23,712,000

Transportation Planning Funds (TPF) Summary by Task

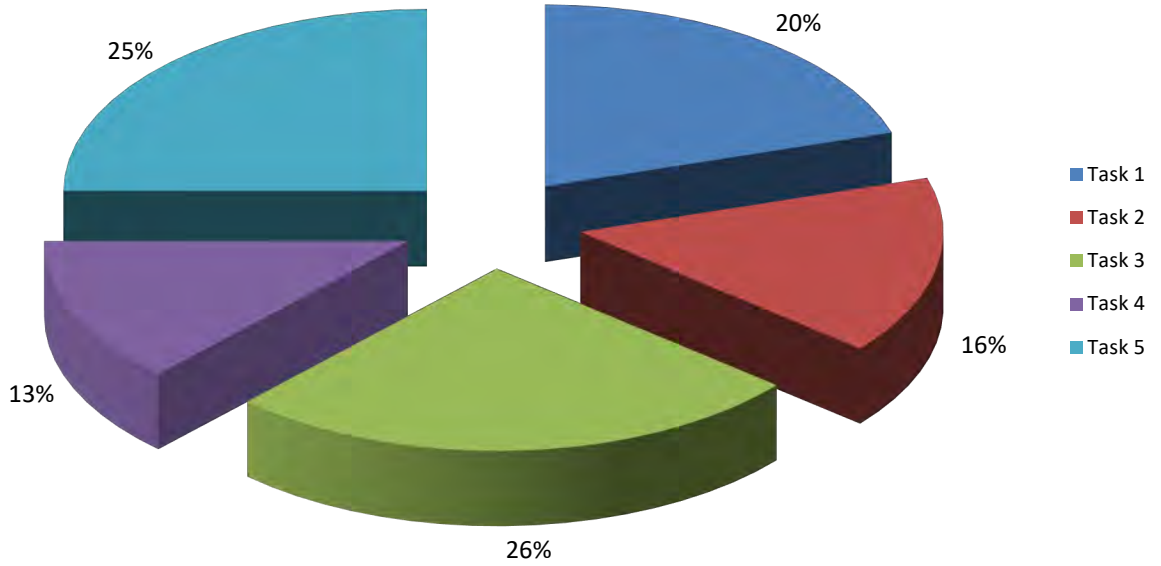
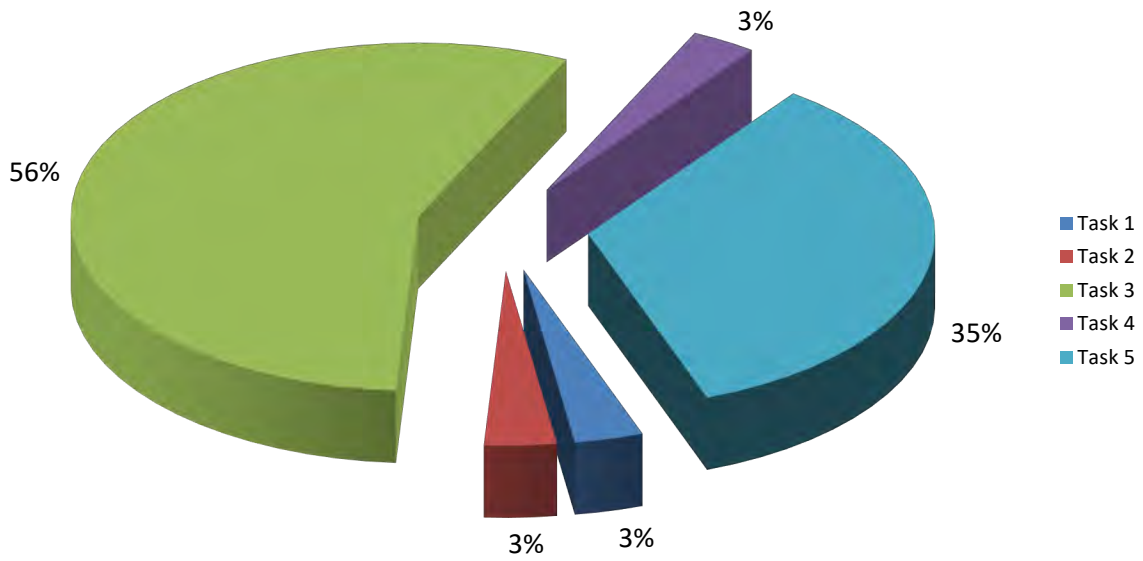


EXHIBIT VIII-3

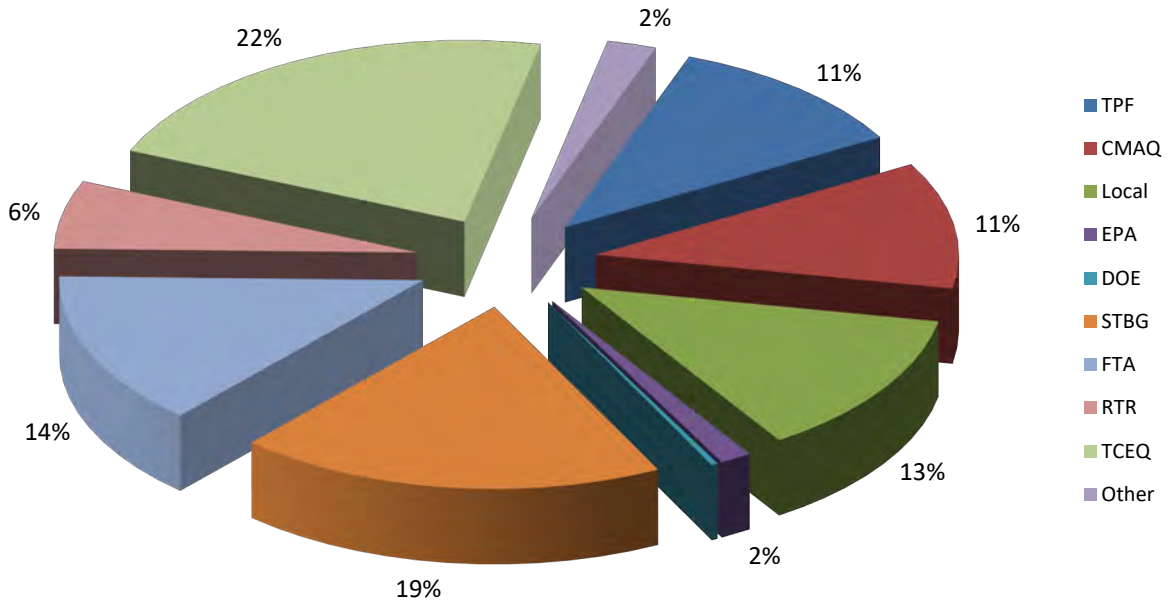
FY2018 AND FY2019 UPWP FUNDING SUMMARY

Funding Source	Task 1.0 Administration	Task 2.0 Data Development	Task 3.0 Short Range Planning	Task 4.0 Metropolitan Transportation Planning	Task 5.0 Special Studies	Total
FTA Activities	44.21.00	44.22.00	44.24.00 44.25.00	44.23.01	44.23.02 44.24.00 44.22.00 44.27.00	
TPF	\$4,790,200	\$3,750,900	\$6,164,900	\$3,078,000	\$5,928,000	\$23,712,000
CMAQ	\$0	\$0	\$9,795,400	\$0	\$14,067,400	\$23,862,800
DOD	\$0	\$0	\$0	\$0	\$22,140	\$22,140
DOE	\$0	\$0	\$617,915	\$0	\$0	\$617,915
EPA	\$0	\$0	\$3,000,712	\$0	\$0	\$3,000,712
FAA	\$0	\$0	\$0	\$0	\$0	\$0
FHWA	\$0	\$83,400	\$0	\$83,200	\$80,000	\$246,600
FTA	\$0	\$232,200	\$27,483,420	\$0	\$1,345,000	\$29,060,620
HUD	\$0	\$0	\$0	\$0	\$0	\$0
Local NCTCOG	\$229,302	\$665,341	\$15,591,899	\$290,870	\$10,520,380	\$27,297,792
Local	\$149,800	\$0	\$0	\$0	\$0	\$149,800
NTTA	\$0	\$0	\$0	\$0	\$48,200	\$48,200
RTR	\$202,800	\$0	\$2,925,900	\$3,008,400	\$6,749,900	\$12,887,000
SECO	\$0	\$0	\$0	\$0	\$0	\$0
STBG	\$1,239,340	\$2,398,600	\$6,657,800	\$0	\$30,101,900	\$40,397,640
TBD	\$0	\$0	\$0	\$0	\$0	\$0
TCEQ	\$0	\$0	\$46,542,000	\$0	\$0	\$46,542,000
TxDOT	\$173,760	\$0	\$0	\$0	\$4,012,500	\$4,186,260
Subtotal	\$6,785,202	\$7,130,441	\$118,779,946	\$6,460,470	\$72,875,420	\$212,031,479

Summary of Funding by Task



Summary of Total Funding



Modifications to the FY2018 and FY2019 Unified Planning Work Program

Surface Transportation Technical Committee
May 24, 2019

Transportation Department
North Central Texas Council of Governments

Transportation Planning Fund Modifications

Project	Financial Action	Description
Travel Forecasting Support – Alternative Transit Ridership Models (Subtask 2.01)	\$232,200 FTA \$ 58,050 RTC Local	Update text to rename the project and reflect the development of a sketch planning tool to estimate transit ridership, as well as a change in the funding source to Federal Transit Administration Section 5339 funds matched with Regional Transportation Council Local funds that are being removed from Subtask 2.02, Transportation Data Management - Transit Fare Box Data Analysis

Transportation Planning Fund Modifications

Project	Financial Action	Description
Demographic Data and Forecasts – Participant Statistical Area Program (Subtask 2.03)	\$200,000 TPF	Program additional funding to support continued staff activities related to defining Census statistical geographies in preparation for the 2020 Census
Automated Vehicle Technology – Automated Vehicles: Planning (Subtask 5.11)	\$150,000 TPF	Program additional funding to support continued planning activities related to the arrival of automated vehicles and the impact of these vehicles on the transportation system

Other Funding Source Modifications

Project	Financial Action	Description
Transportation Data Management – Transit Fare Box Data Analysis (Subtask 2.02)	(\$232,200 FTA) (\$ 58,050 RTC Local)	Delete project and reprogram funding to Subtask 2.01, Travel Forecasting Support – Alternative Transit Ridership Models for FY2019

Transportation Planning Funds Two-year Summary

FY2018 and FY2019 US FTA (5303)	\$ 5,604,274
FY2018 and FY2019 US FHWA (Estimated PL)	\$15,084,196
FY2017 US FHWA (Estimated PL-Carryover)	<u>\$ 6,372,719</u>
Total Transportation Planning Funds	\$27,061,189
Prior Anticipated Expenditures	\$23,362,000
Additional Funds Programmed for FY2019	<u>\$ 350,000</u>
Anticipated Expenditures	\$23,712,000
PL Balance to Carry Over to FY2020	\$ 3,349,189

Total Funding Increase from Other Sources

Funding Source	Funding Adjustment	UPWP Subtask
FTA	\$232,200	2.01
	(\$232,200)	2.02
RTR	\$2,250	3.05
	(\$2,250)	3.06
Local	\$130,452	1.02, 2.01, 3.06
	(\$ 58,050)	2.02
Total	\$72,402	

Modification Schedule

May 13	Initiation of Online Public Outreach
May 24	Action by Surface Transportation Technical Committee
June 13	Action by Regional Transportation Council
June 27	Action by NCTCOG Executive Board
June 28	Submittal of Modifications to Texas Department of Transportation

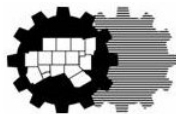
Requested STTC Action

Recommend RTC approval of the proposed UPWP modifications and the direction for staff to amend the Transportation Improvement Program and other administrative/planning documents, as appropriate, to reflect the approved modifications

Contact Information

Vickie Alexander
Program Manager
817-695-9242
valexander@nctcog.org

Vercie Pruitt-Jenkins
Administrative Program Coordinator
817-608-2325
VPruitt-Jenkins@nctcog.org



**North Central Texas
Council of Governments
Transportation Department**

<http://www.nctcog.org/trans/study/unified-planning-work-program>

Transportation Alternatives Set-Aside Program

2019 Call for Projects Recommendations
for the North Central Texas Region

Surface Transportation Technical Committee

May 24, 2019

Daniel Snyder



**North Central Texas
Council of Governments**

What is the Transportation Alternatives Set-Aside Program?

- Similar to the previous Transportation Alternatives Program (TAP) and Transportation Enhancements (TE)
- Requires states to sub-allocate to areas based on population
- MPOs serving urbanized areas with populations over 200,000 are responsible for selecting projects through a competitive process



Eligible Project Activities

- Shared-Use Paths (Trails)
- On-Street Bikeways
- Bicycle/Pedestrian Signalization
- Sidewalks, Crosswalks, Curb Ramps
- Traffic Controls and Calming Measures
- Signage
- Road Diets



Federal Funding Allocation for Fiscal Year 20

	Western Region (Fort Worth District) (34%)	Eastern Region (Dallas District) (66%)	Total
2019 TA Set-Aside Funds Available	\$ 2,700,960	\$ 5,243,040	\$ 7,944,000

Evaluation and Scoring Criteria

Category	Scoring	Description
Regional Network Connectivity	25	Improves connectivity of Mobility 2040 regional paths and bikeways between cities and counties.
Mobility	20	Improves connections and access to transit.
Safety	15	Improves safety and provides facilities for pedestrians and bicyclists with a high level of comfort and suitability for users of all ages and abilities.
Reducing Barriers	10	Provides safe crossing of existing travel obstacles such as major roadways, interchanges, railroads, and bodies of water.
Congestion Reduction	10	Provides alternative travel options as an option to motor vehicle trips in areas with greater opportunity for walking and bicycling.
Destination Density	5	Provides access to areas with a high density of major employers and destinations.
Air Quality Benefits	5	Improves air quality by supporting non-motorized facility usage.
Equity	5	Improves access to disadvantaged populations and underserved communities.
Local Network Connectivity	5	Implements locally planned priorities.



Additional Considerations

Category	Scoring	Description
Project Readiness and Other Factors	20	Project readiness / ability to obligate funds and initiate construction quickly. Other factors related to project impact upon the community and local match.
Project Innovation	5	Project implements innovative or new treatments and technology that can serve as a model for the region.



2019 TA Set-Aside Applications Received and Requested Federal Funding

	Western Region (Fort Worth District)	Eastern Region (Dallas District)	Total
Total Number of Applications Received	13	16	29
Federal Funding Requested	\$ 13,344,691	\$ 20,603,864	\$ 33,948,555
Federal Funding Available	\$ 2,700,960	\$ 5,243,040	\$ 7,944,000
Requested Funding Exceeding Available Funding	\$ 10,643,731	\$ 15,360,824	\$ 26,004,555



2019 TA Set-Aside Funding Recommendations – Fort Worth District

	Nominating Entity	Project Name	Recommended TA Set-Aside Funds
1	City of Grapevine ¹	Cotton Belt Trail Segment 2	\$ 1,923,024
2	City of Grapevine	Cotton Belt Trail Segment 1	\$ 777,936
Total			\$ 2,700,960

¹ = Project construction to be implemented by DART. Funding for design of the entire 26-mile Cotton Belt Trail corridor was approved by the Regional Transportation Council on October 11, 2018.

 \$ = Highlighted project indicates reduced recommended federal funding based on availability and increased local match.

2019 TA Set-Aside/CMAQ Funding Recommendations – Dallas District

	Nominating Entity	Project Name	Recommended TA Set-Aside Funds	Recommended CMAQ Funds
1	City of Plano ¹	Cotton Belt Trail Segment 26	\$ 1,700,718	\$ 0
2	City of Richardson ¹	Cotton Belt Trail Segment 21	\$ 460,851	\$ 0
3	City of Dallas ¹	Cotton Belt Trail Segments 18 and 20	\$ 2,419,157 ²	\$ 0
4	City of Coppell ¹	Cotton Belt Trail Segment 3	\$ 662,314 ²	\$ 1,567,454 ²
5	Dallas County	Harry Hines Multimodal Connection	\$ 0	\$ 2,399,747
Total			\$ 5,243,040	\$ 3,967,201

¹ = Project construction to be implemented by DART. Funding for design of the entire 26-mile Cotton Belt Trail corridor was approved by the Regional Transportation Council on October 11, 2018.

² = 929,785 Transportation Development Credits requested and recommended to award.

Recommended Funding

Funding Categories	Western Region (Fort Worth District)	Eastern Region (Dallas District)	Total Federal	Local Match	Grand Total
TA Set-Aside Funds Recommended	\$ 2,700,960	\$ 5,243,040	\$ 7,944,000	\$ 2,599,744	\$ 10,543,744
CMAQ Funds Recommended ¹	\$ 0	\$ 3,967,201	\$ 3,967,201	\$ 599,937	\$ 4,567,138
Total Recommended TA Set-Aside and CMAQ Funding	\$ 2,700,960	\$ 9,210,241	\$ 11,911,201	\$ 3,199,681	\$ 15,110,882

¹ = FY 20 CMAQ funds recommended to City of Coppell Cotton Belt Trail Section 3 for construction (\$1,567,454).
 FY 21 CMAQ funds recommended to Dallas County Harry Hines Multimodal Connection for design (\$300,000).
 FY 22 CMAQ funds recommended to Dallas County Harry Hines Multimodal Connection for construction (\$2,099,747).

Schedule

Milestone	Date
✓ Bicycle and Pedestrian Advisory Committee (BPAC) – Info on CFP	11/14/18
✓ Surface Transportation Technical Committee (STTC) – Info on CFP	12/07/18
✓ Regional Transportation Council (RTC) – Info on CFP	12/13/18
✓ Call for Projects Opens	12/17/18
✓ Deadline for Meetings to Review Applications for Completeness	2/8/19
✓ Call for Projects Closes	3/01/19, 5 PM
✓ Resolutions Due (If not included with the Application)	3/29/19, 5 PM
✓ Review of Projects / Scoring by NCTCOG	March–April 2019
✓ Public Meetings	May 13, 2019
→ Surface Transportation Technical Committee (STTC) – Action on Selected Projects	5/24/19
Regional Transportation Council (RTC) – Action on Selected Projects	6/13/19
Individual Meetings with TxDOT District Staff	June–July 2019
Submittal Deadline for Transportation Improvement Program (TIP) Modifications (November 2019 Cycle)	7/26/19
Approval of Statewide Transportation Improvement Program (STIP)	November / December 2019

Requested Action

- Recommend Regional Transportation Council Approval of:
 - The proposed list of projects to fund through the 2019 Transportation Alternatives Set- Aside Program (TA Set-Aside) Call for Projects, as provided in Reference Item 3.2.
 - Administratively amending the TIP/STIP and amending other planning/administrative documents to incorporate these changes.



Contact Information

Karla Weaver, AICP
Senior Program Manager
kweaver@nctcog.org
(817) 608-2376

Matt Fall
Senior Transportation Planner
mfall@nctcog.org
(817) 695-9207

Kevin Kokes, AICP
Program Manager
kkokes@nctcog.org
(817) 695-9275

Daniel Snyder
Transportation Planner
dsnyder@nctcog.org
(817) 608-2394

DRAFT

**2019 Transportation Alternatives Set-Aside Program Call for Projects (FY 20)
Fort Worth TxDOT District**

#	Nominating Entity	Project Name	1. Regional Network Connectivity (25 Points)		2. Mobility (20 Points)		3. Safety (15 Points)		4. Reducing Barriers (10 Points)		5. Congestion Reduction (10 Points)		6. Destination Density (5 Points)		7. Air Quality Benefit (5 Points)		8. Equity (5 Points)		9. Local Network Connectivity (5 Points)		10. Project Readiness and Other Factors (20 Points)		11. Project Innovation (5 Points)		Project Score (125 Points Max)	Requested Funding				Recommended Funding			
			TA Set-Aside Federal Funding	Local Match	Transportation Development Credits	Total	TA Set-Aside Federal Funding	Local Match	Transportation Development Credits	Total																							
1	City of Grapevine ¹	Cotton Belt Trail Segment 2	24	High	18	High	6	Medium	10	High	3	Low	1	Low	2	Medium	0	Low	5	High	17	High	3	Medium	89	\$ 1,923,024	\$ 480,756	-	\$ 2,403,780	\$ 1,923,024	\$ 480,756	-	\$ 2,403,780
2	City of Grapevine	Cotton Belt Trail Segment 1	23	High	18	High	6	Medium	8	High	4	Medium	2	Medium	1	Low	0	Low	5	High	17	High	3	Medium	87	\$ 796,965	\$ 199,241	-	\$ 996,206	\$ 777,936	\$ 218,270	-	\$ 996,206
TOTAL RECOMMENDED																									\$ 2,719,989	\$ 679,997	-	\$ 3,399,986	\$ 2,700,960	\$ 699,026	-	\$ 3,399,986	
Projects Not Recommended for Funding																																	
3	City of Weatherford	Town Creek Hike and Bike Trail Phase III	12	Low	0	Low	8	Medium	1	Low	4	Medium	4	High	1	Low	1	Low	5	High	5	Low	1	Low	42	\$ 768,546	\$ 204,297	-	\$ 972,843				
4	City of Arlington	Trail Connection/Safe Routes to School Plan	13	Medium	0	Low	6	Medium	0	Low	1	Low	3	Medium	1	Low	1	Low	5	High	6	Medium	0	Low	36	\$ 869,937	\$ -	173,987	\$ 869,937				
5	City of Hurst	SH 10 Trail	5	Low	0	Low	6	Medium	0	Low	4	Medium	2	Medium	2	Medium	1	Low	5	High	8	Medium	0	Low	33	\$ 632,000	\$ 158,000	-	\$ 790,000				
6	City of Benbrook	Dutch Branch Park Pedestrian/Bicycle Access	6	Low	0	Low	6	Medium	8	High	1	Low	1	Low	1	Medium	0	Low	1	Low	5	Low	0	Low	29	\$ 2,005,703	\$ 501,426	-	\$ 2,507,129				
7	City of Colleyville	Cotton Belt to Pleasant Run Trail	13	Medium	0	Low	2	Low	0	Low	3	Low	3	Medium	1	Low	0	Low	5	High	0	Low	0	Low	27	\$ 733,094	\$ 183,273	-	\$ 916,367				
8	City of Colleyville	Stillwater to Pleasant Run Trail	9	Low	0	Low	2	Low	4	Medium	3	Low	1	Low	1	Low	0	Low	4	Medium	0	Low	0	Low	24	\$ 898,128	\$ 224,532	-	\$ 1,122,660				
9	City of Colleyville	John McCain West Trail to SH 26	10	Low	0	Low	6	Medium	0	Low	3	Low	2	Medium	1	Low	0	Low	0	Low	0	Low	0	Low	22	\$ 601,084	\$ 150,271	-	\$ 751,355				
10	City of Colleyville	Pleasant Run to Forest Meadow Trail	5	Low	0	Low	2	Low	4	Medium	2	Low	1	Low	1	Low	0	Low	5	High	0	Low	0	Low	20	\$ 681,902	\$ 170,476	-	\$ 852,378				
11	City of Colleyville	Bedford to Bransford Trail	5	Low	0	Low	2	Low	0	Low	4	Medium	3	Medium	1	Low	0	Low	0	Low	0	Low	0	Low	15	\$ 851,853	\$ 212,963	-	\$ 1,064,816				
Ineligible Projects																																	
	City of Colleyville	Bedford to Nature Center Trail	Project is not eligible. Application lacks required documentation for TxDOT District Engineer Letter of Consent.																						\$ 1,305,401	\$ 326,350	-	\$ 1,631,751					
	City of Fort Worth	Daggett Middle School Safe Routes to School	Project is not eligible. Application lacks required documentation for adopted Resolution certifying local match and funding commitment.																						\$ 2,045,600	\$ -	409,120	\$ 2,045,600					
TOTAL REQUESTS RECEIVED																									\$ 13,344,691	\$ 2,607,288	\$ 583,107	\$ 15,951,979					

¹ = Project construction to be implemented by DART. Funding for design of the entire 26-mile Cotton Belt Trail corridor was approved by the Regional Transportation Council on October 11, 2018.

Highlighted project indicates reduced recommended federal funding based on availability and increased local match.

DRAFT

**2019 Transportation Alternatives Set-Aside Program Call for Projects (FY 20)
Dallas TxDOT District**

#	Nominating Entity	Project Name	1. Regional Network Connectivity (25 Points)		2. Mobility (20 Points)		3. Safety (15 Points)		4. Reducing Barriers (10 Points)		5. Congestion Reduction (10 Points)		6. Destination Density (5 Points)		7. Air Quality Benefit (5 Points)		8. Equity (5 Points)		9. Local Network Connectivity (5 Points)		10. Project Readiness and Other Factors (20 Points)		11. Project Innovation (5 Points)		Project Score (125 Points Max)	Requested Funding				Recommended Funding				
			TA Set-Aside Federal Funding	Local Match	Transportation Development Credits	Total	TA Set-Aside Federal Funding	CMAQ Federal Funding ²	Local Match	Transportation Development Credits	Total																							
1	City of Plano ¹	Cotton Belt Trail Segment 26	23	High	20	High	10	Medium	10	High	6	Medium	5	High	3	Medium	2	Medium	5	High	20	High	3	Medium	107	\$ 1,700,718	\$ 1,700,718	-	\$ 3,401,436	\$ 1,700,718	\$ -	\$ 1,700,718	-	\$ 3,401,436
2	City of Richardson ¹	Cotton Belt Trail Segment 21	23	High	20	High	9	Medium	3	Low	8	High	5	High	3	Medium	4	High	5	High	19	High	3	Medium	102	\$ 460,851	\$ 200,000	-	\$ 660,851	\$ 460,851	\$ -	\$ 200,000	-	\$ 660,851
3	City of Dallas ¹	Cotton Belt Trail Segments 18 and 20	23	High	15	Medium	9	Medium	10	High	8	High	3	Medium	5	High	3	Medium	5	High	15	High	3	Medium	99	\$ 2,419,157	\$ -	483,831	\$ 2,419,157	\$ 2,419,157	\$ -	\$ -	483,831	\$ 2,419,157
4	City of Coppell ¹	Cotton Belt Trail Segment 3	24	High	15	Medium	8	Medium	10	High	5	Medium	2	Medium	2	Medium	1	Low	5	High	15	High	3	Medium	90	\$ 2,229,768	\$ -	445,954	\$ 2,229,768	\$ 662,314	\$ 1,567,454	\$ -	445,954	\$ 2,229,768
5	Dallas County	Harry Hines Multimodal Connection	10	Low	20	High	14	High	10	High	6	Medium	5	High	4	High	5	High	2	Medium	10	Medium	3	Medium	89	\$ 2,399,747	\$ 599,937	-	\$ 2,999,684	\$ -	\$ 2,399,747	\$ 599,937	-	\$ 2,999,684
TOTAL RECOMMENDED																									\$ 9,210,241	\$ 2,500,655	929,785	\$ 11,710,896	\$ 5,243,040	\$ 3,967,201	\$ 2,500,655	929,785	\$ 11,710,896	
Projects Not Recommended for Funding																																		
6	Dallas County	Fair Park/East Dallas Trail Phase I	12	Low	18	High	10	Medium	3	Low	8	High	5	High	4	High	5	High	4	Medium	12	Medium	2	Medium	83	\$ 1,311,000	\$ 874,000	-	\$ 2,185,000					
7	City of Dallas	Community Drive (Denton Drive to Northwest Highway)	10	Low	18	High	11	High	0	Low	6	Medium	3	Medium	4	High	5	High	5	High	18	High	2	Medium	82	\$ 2,719,056	\$ 679,764	-	\$ 3,398,820					
8	City of Dallas	SoPac Trail Access and Safety Enhancements	18	Medium	11	Medium	11	High	0	Low	7	High	3	Medium	0	Low	4	High	5	High	18	High	4	High	81	\$ 972,861	\$ 324,287	-	\$ 1,297,148					
9	City of Dallas	Five Mile Creek Trail	19	Medium	7	Low	9	Medium	4	Medium	4	Medium	3	Medium	2	Medium	4	High	5	High	18	High	2	Medium	77	\$ 2,000,011	\$ 500,003	-	\$ 2,500,014					
10	City of Coppell	Cotton Belt Trail Segment 6 - Mockingbird Section	23	High	15	Medium	9	Medium	0	Low	3	Low	2	Medium	1	Low	0	Low	5	High	15	High	2	Medium	75	\$ 614,544	\$ -	122,909	\$ 614,544					
11	City of Dallas	Trinity Skyline Trail Link	23	High	11	Medium	6	Medium	4	Medium	5	Medium	2	Medium	4	High	4	High	5	High	8	Medium	0	Low	72	\$ 1,600,016	\$ 400,004	-	\$ 2,000,020					
12	City of McKinney	Wilson Creek Greens Trail	12	Low	0	Low	6	Medium	10	High	2	Low	3	Medium	1	Low	3	Medium	5	High	8	Medium	0	Low	50	\$ 628,874	\$ 157,218	-	\$ 786,092					
13	City of Seagoville	Malloy Bridge Road Sidewalk	8	Low	11	Medium	5	Low	0	Low	1	Low	2	Medium	1	Low	3	Medium	0	Low	5	Low	0	Low	36	\$ 53,064	\$ 13,266	-	\$ 66,330					
14	City of Seagoville	Mathis Street Sidewalk	8	Low	11	Medium	5	Low	0	Low	1	Low	2	Medium	1	Low	2	Medium	0	Low	5	Low	0	Low	35	\$ 91,520	\$ 22,880	-	\$ 114,400					
Ineligible Projects																																		
	City of Carrollton	Cotton Belt Trail Segment 7	Project is not eligible. Application lacks required documentation for adopted Resolution certifying local match and funding commitment prior to submittal deadline.																						\$ 1,248,423	\$ 416,141	-	\$ 1,664,564						
	City of Frisco	FM 423 Trail Connection to The Colony	Project is not eligible. Application lacks required documentation for TxDOT District Engineer Letter of Consent.																						\$ 154,254	\$ 38,563	-	\$ 192,817						
TOTAL REQUESTS RECEIVED																									\$ 20,603,864	\$ 5,926,781	1,052,694	\$ 26,530,645						

¹ = Project construction to be implemented by DART. Funding for design of the entire 26-mile Cotton Belt Trail corridor was approved by the Regional Transportation Council on October 11, 2018.

² = FY 20 CMAQ funds recommended to City of Coppell Cotton Belt Trail Section 3 for construction (\$1,567,454).
FY 21 CMAQ funds recommended to Dallas County Harry Hines Multimodal Connection for design (\$300,000).
FY 22 CMAQ funds recommended to Dallas County Harry Hines Multimodal Connection for construction (\$2,099,747).

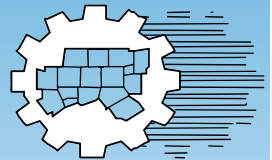
Clean Fleets North Texas 2019 Call for Projects

Surface Transportation Technical Committee

May 24, 2019


Nancy Luong

Air Quality Planner



Air Quality Emphasis Areas

High-Emitting Vehicles/Equipment	✓
Low Speeds	
Idling	✓
Vehicle Miles of Travel	
Energy and Fuel Use	✓
Cold Starts	
Hard Accelerations	



Available Funding

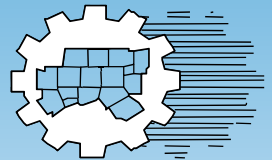
Funding Source: Environmental Protection Agency (EPA) National Clean Diesel Funding Assistance Program

Funding Category	Amount
Remaining Funds from 2017 Award*	\$122,727
New Funds from 2018 Award**	\$1,110,350
Total Funds Available	\$1,233,077

Benefits Anticipated	Lifetime Impacts
Nitrogen Oxides (NO _x) Reductions	30.48 Tons
Particulate Matter Reductions	2.65 Tons

*Funds from 2017 Award Distributed Through Clean Fleets North Texas 2018 Call for Projects. Staff Proposes to Add Any Funds Released from Project Awards under the Clean Fleets North Texas 2018 Call for Projects to this Initiative

**EPA Award Included \$39,789 for Staff Administration

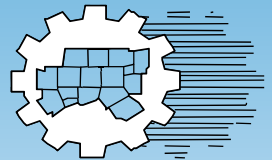


Project Eligibility

Eligible Applicants: Local Governments; Private Companies who Contract with Local Governments

Eligible Activities	Funding Threshold
<u>Replace On-Road Diesel Trucks*</u> 16,001 GVWR and Up; Model Year 1996-2006; (Also Model Year 2007-2009 if Replacing with Electric)	45% Cost if New is Electric 35% Cost if New is Powered by Engine Certified to CARB Optional Low-NO _x Standards (Both Natural Gas and Propane Engines Currently Available)
<u>Replace Non-Road Diesel Equipment*</u> Must Operate >500 Hours/Year; Eligible Model Years Vary	25% Cost for All Others

*All Old Vehicles/Equipment Must be Scrapped; Other Model Years Eligible On Case-By-Case Basis
California Air Resources Board (CARB); Gross Vehicle Weight Rating (GVWR)



Proposed Eligibility and Selection Criteria

Eligibility Screens:

Fleet Policy Adoption

Purpose: Reserve Funding for Fleets that are Engaged Beyond Grant Opportunities; Consistent with RTC Adoption of Clean Fleet Policy

Minimum Allowable Subaward: \$100,000

Purpose: Reduce Risk and Administrative Burden by Limiting Number of Subawards

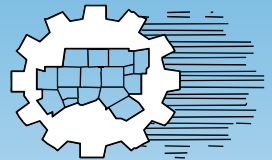
Scoring Criteria:

Cost Per Ton NO_x Emissions Reduced 75%

Purpose: Maximize Emissions Reductions

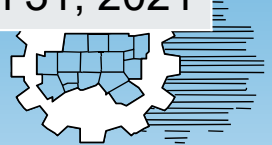
Subrecipient Risk & Oversight Criteria 25%

Purpose: Balance Project Benefits with Administrative Burden



Proposed Schedule

Milestone	Estimated Timeframe
STTC Approval to Open CFP	May 24, 2019
RTC Approval to Open CFP	June 13, 2019
CFP Opens	June 14, 2019
Application Deadline	Friday, September 6, 2019 at 5 pm
Staff Funding Recommendations Finalized	Early November 2019
STTC Action	November/December 2019
RTC Action	December 2019
Executive Board Authorization	December 2019
If Needed, Reopen CFP on Rolling 90-Day Basis to Fully Award Funds	As Needed Beginning October/November 2019
Project Implementation Deadline	March 31, 2021



Action Requested

Recommend RTC Approval Of:

Call for Projects Details

Integrate Any Funds Released from Previous Call for Projects

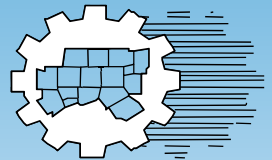
Eligibility Screens

Selection Criteria

Schedule

If Needed, Reopen Call for Projects for Rolling 90-Day Windows to Fully Award Funds

May Relax Minimum Subaward Requirement



For More Information

Nancy Luong

Air Quality Planner

817-0704-5697

NLuong@nctcog.org

Lori Clark

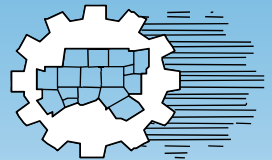
Program Manager

817-695-9232

LClark@nctcog.org

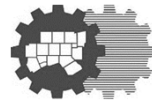
Website

www.nctcog.org/aqfunding



STATUS UPDATE ON INTEGRATED TRANSPORTATION AND STORMWATER MANAGEMENT PROJECT

Surface Transportation Technical Committee
May 24, 2019



North Central Texas Council of Governments

RETURN ON INVESTMENT

2017 “Natural Hazard Mitigation Saves” report by: National Institute of Building Sciences Institute, Multi-hazard Mitigation Council (MMC), at the direction of the U.S. Congress

Riverine flooding – for \$1 invested in mitigation strategies and higher standards (versus recovery from flooding actions), communities save \$5-7

Source: http://www.wbdg.org/files/pdfs/MS2_2017Interim%20Report.pdf

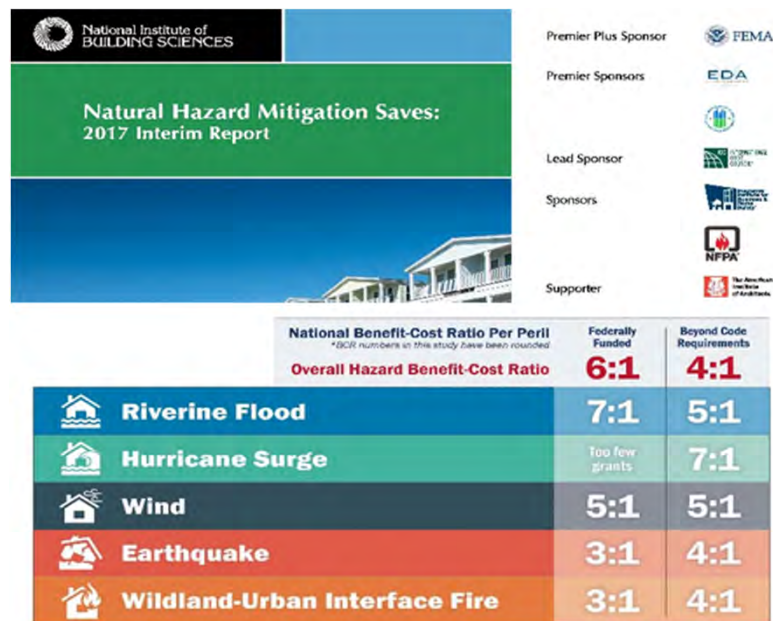


Table 1. Benefit-Cost Ratio by Hazard and Mitigation Measure.

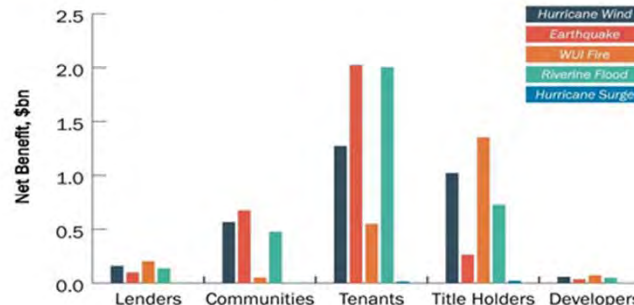
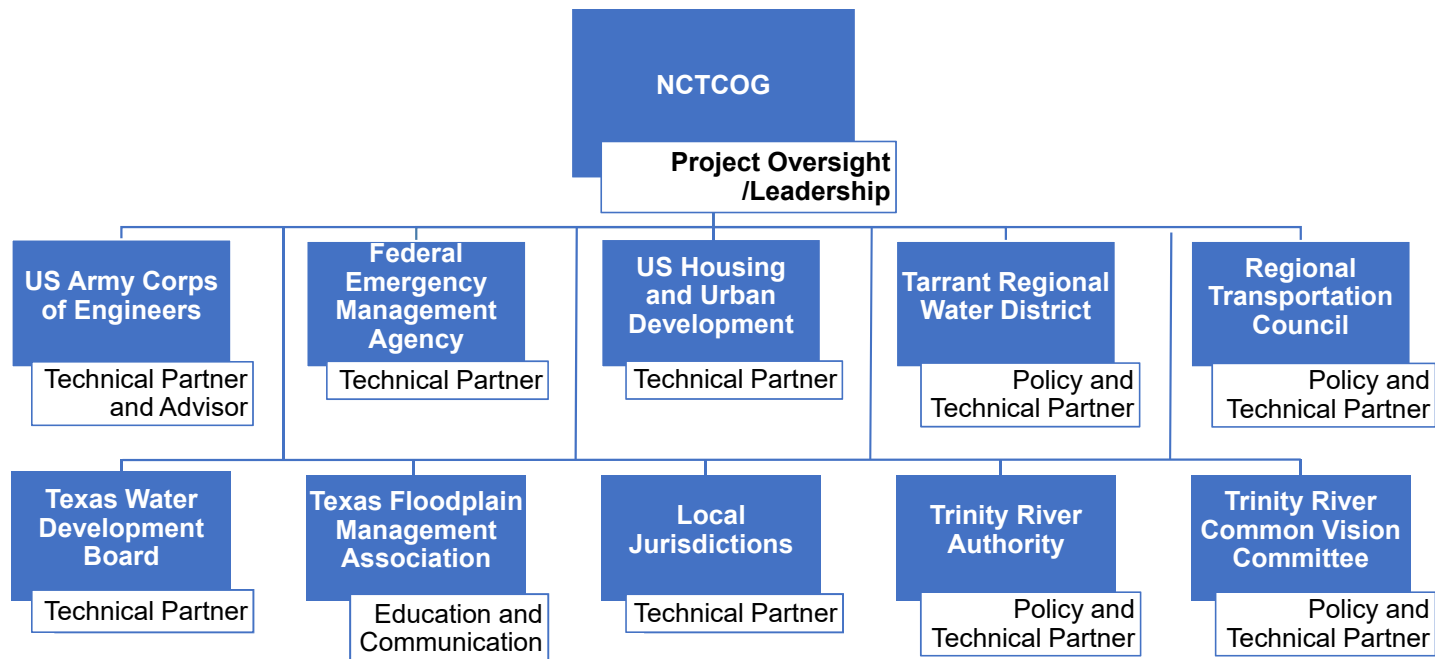
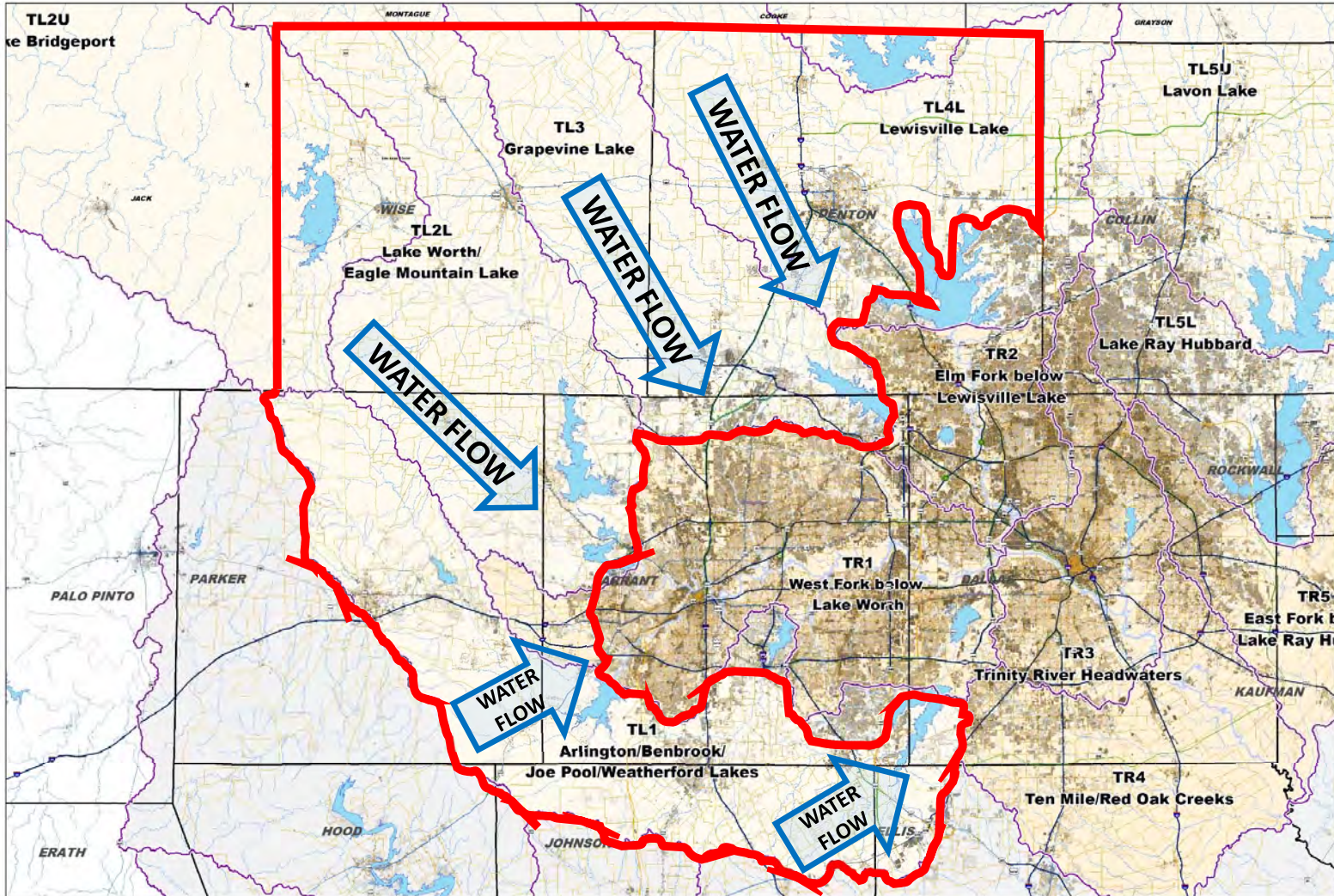


Figure 8. Stakeholder net benefits resulting from one year of constructing all new buildings to exceed select 2015 IBC and IRC requirements or to comply with 2015 IWUIC.

WHO: Project Team Members

A working group of partners and stakeholders to carry out a comprehensive planning effort in Wise County and portions of Dallas, Denton, Ellis, Johnson, Parker, and Tarrant counties






WHERE: Proposed Study Area



TMUC - Hydrologic Unit Code
 Data Source: Watershed Boundary Dataset (WBD) by
 USDA - Natural Resources Conservation Service
 Stream Data by National Hydrography Dataset (NHD)
 This map was created by the South Central Texas Council of Governments (SCTCOG) for use "as is" and as an aid in planning and decision-making only. This data is not intended to be a Regulatory Land Survey for the State of Texas and is not intended to be used as such. SCTCOG, its officers, and its employees do not accept liability for any inaccuracies, errors, or omissions that may arise.

WHY: Comprehensive, collaborative planning will dissolve silos and improve delivery of consolidated, adaptive infrastructure *before* expected population growth makes addressing these issues more difficult and costly



DeSoto Fire Rescue



City of Waxahachie

Transportation Infrastructure and Safety

Stormwater Runoff



Teague Nail and Perkins, Inc.

Environmental Features and Tools

PREVENTION VS. RESPONSE

Transportation Infrastructure

Structure Elevation / Culverts / Model Growth

Mechanical Culverts?

Transportation “LEED” Certified (Ray Roberts / Lewisville)

Green Parkway Widths / Detention

Safety

Technology / Routing

Prioritization / Low Lying Facilities

Stormwater

Minimize / Reduce Downstream

Detention

Tools, Data, Experts

PREVENTION VS. RESPONSE CON'T.

Environmental Features

Tree Farms / Intentional Saturation
Filtration / Recharge

Wetland and Stream Bed Mitigation Banking

Environmental Stewardship as a Revenue Element

Mitigation Banking
Horse Farms
Eco-Tourism

CONTRIBUTIONS:

Partners are critical to making this possible

US Congress	US Housing and Urban Development (HUD)	US Army Corps of Engineers (USACE)	Federal Emergency Management Agency (FEMA)	Texas Department of Transportation (TxDOT)	Texas Water Development Board (TWDB)	Regional Transportation Council (RTC)
\$	\$	\$	\$	\$	\$	\$

Project Funding Goal: \$10 Million

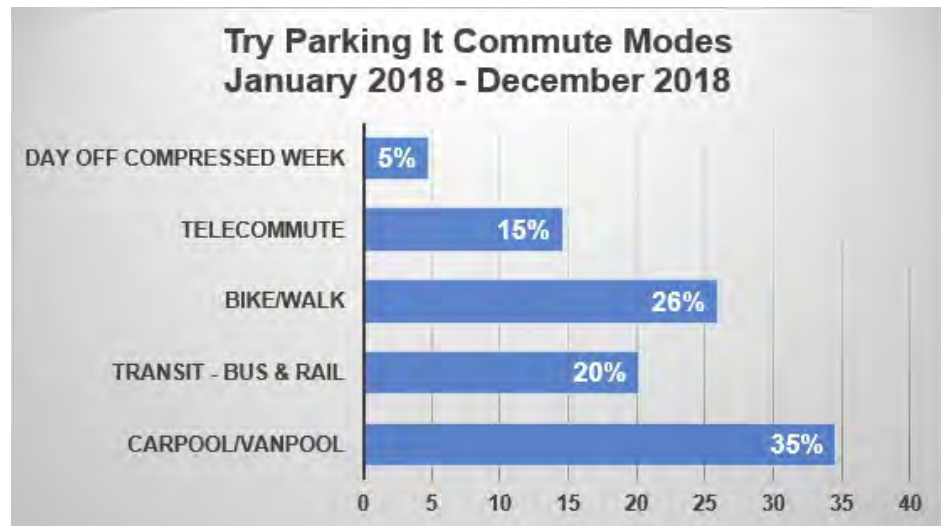
Project Has Begun With Getting the Money

Information as Reported through TryParkingIt.com

Commute Modes January 2018 – December 2018

Commute Mode	Number of Times Used	VMT Reduced (mi)	Percentage Used
Carpool - Drive & Ride	20,024	376,630	32%
Vanpool - Drive & Ride	1,368	55,868	2%
Transit - Bus	4,955	65,027	8%
Transit - Rail	7,520	141,957	12%
Walk	9,143	7,073	15%
Bike	6,889	25,049	11%
Telecommute	9,011	245,228	15%
Day Off—Compressed Week	2,953	55,958	5%

Note: The commute modes used, as reported through the Try Parking It website, are listed in the table above. It is important to note that these statistics are based on the commute activities voluntarily reported on the website. The actual commute mode percentages used throughout the region will differ.



**Emissions & Health Savings by Commute Mode
January 2018 – December 2018**

Commute Mode	Calories Burned	GHG (lbs)	NOx (lbs)	CO (lbs)	PM (lbs)	VOC (lbs)
Carpool - Drive & Ride	0	160,266	116.15	1,606.14	19.00	535.71
Vanpool - Drive & Ride	0	36,206	19.25	363.95	3.11	121.32
Transit - Bus	0	59,895	48.03	602.12	7.88	200.71
Transit - Rail	0	130,766	104.84	1,314.44	17.21	438.15
Walk	854,042	6,485	5.22	65.49	0.86	21.83
Bike	1,330,185	23,047	18.50	231.94	3.04	77.31
Telecommute	0	226,023	181.11	2,270.67	29.73	756.89
Day Off Compressed Week	0	51,531	41.33	518.13	6.79	172.71
Brown Bag Lunch	0	233,409	186.23	2,334.79	30.57	778.26
Drive Alone ZEV	0	26,205	5.58	92.96	0.89	44.12
Total	2,184,227	953,833	726.24	9,400.63	119.08	3,147.01

**NORTH CENTRAL TEXAS
 COUNCIL OF GOVERNMENTS
 TRAVEL DEMAND MANAGEMENT PROGRAM AREA**

VANPOOL PROGRAM PERFORMANCE REPORTS: JANUARY 2018 – DECEMBER 2018

**Regional Vanpool Program
 January 2018 — December 2018**

Vanpool Program	DART	Trinity Metro*	DCTA	Combined
Total Number of Vans	176	80	30	286
Average Number of Participants Per Month	1,224	568	298	2090
Total Vehicle Miles of Travel Reduced (Annual)	18,041,395	10,578,369	5,962,320	34,582,084
Total Vehicle Trips Reduced (Annual)	535,526	245,776	137,922	919,224
Total NOx Emissions Reduced (lbs)	10,729	6,291	3,546	20,566
Total VOC Emissions Reduced (lbs)	3,576	2,097	1,182	6,855

* Formerly known as The T

**Private Vanpool Program
 Ridership Performance***

	2016	2017	2018
Total Number of Vans to Date	85	88	92
Average Number of Participants (Per Month)	416	493	531
Total Vehicle Miles of Travel Reduced (Annually)	5,095,833	5,173,140	5,859,307
Total Vehicle Trips Reduced (Annually)	176,876	204,188	221,378
Total NOx Emissions Reduced (lbs)	3,031	3,077	3,485
Total VOC Emissions Reduced (lbs)	1,010	1,026	1,162

* Private Vanpool Program information was received directly from the vanpool vendor.

**Regional Vanpool Program Annual Comparisons
 (DART, Trinity Metro*, DCTA and Private Ridership Combined)**

Year of Performance	2016	2017	2018
Total Number of Vans	410	392	378
Average Gas Price Per Gallon	\$1.99	\$2.23	\$2.46
Average Number of Participants Per Month	2,966	2,763	2,620
Total Vehicle Miles of Travel Reduced (Annual)	46,708,507	41,925,972	40,441,391
Total Vehicle Trips Reduced (Annual)	1,307,064	1,192,762	1,140,602
Total NOx Emissions Reduced (lbs)	27,779 ^	24,934	24,051
Total VOC Emissions Reduced (lbs)	9,259 ^	8,312	8,017

* Formerly known as The T.
 ^ Denotes change in emissions calculation.

2018 Try Parking It News Updates

2018 Try Parking It Bike Everywhere Challenge

In recognition of National Bike Month, Try Parking It hosted the 2018 Bike Everywhere Challenge May 1 -31, 2018. Commuters were encouraged to try biking instead of driving.



Try Parking It Bike Everywhere Challenge

May 1 - 31, 2018

Celebrate National Bike Month from May 1 through May 31, 2018 by challenging yourself to bike everywhere this month. Instead of driving, try biking to work, school, lunch, or to run errands. It's easy to participate in the challenge.
Simply: Register. Ride. Record.

Try Parking It Bike Challenge Prizes for:
Most Bike Trips Taken & Most Bike Miles Traveled



\$125 Amazon E-gift
Card & TPI Swag



\$100 Amazon E-gift
Card & TPI Swag



\$75 Amazon E-gift
Card & TPI Swag



2018 Try Parking It Bike Everywhere Challenge Results

Total Number of Bike Challenge Trips Logged	1,128
Total Distance of all Bike Trips (miles)	2,488.03
Total Calories Burned	132,129
Fuel Saved (gal)	116.21
GHG Saved (lbs)	2,283.3

2018 Try Parking It Bike Everywhere Challenge Winners

Most Bike Miles Traveled

First Place: Emmanuel Martinez - Fort Worth, Texas – 288 Miles

Second Place: Matthew Mortimer – Dallas, Texas – 253 Miles

Third Place: Blake Mauldin – Dallas, Texas – 246 Miles

Most Bike Trips Taken

First Place: Chae Mortimer – Dallas, Texas – 132 Trips

Second Place: Jeff Keehn – Dallas, Texas – 97 Trips

Third Place: Evelia Zalazar - Fort Worth, Texas – 91 Trips

2018 Try Parking It News Updates

2018 Try Parking It Employee Transportation
 Champion Awards

The NCTCOG Travel Demand Management Program hosted the 2018 Try Parking It Employee Transportation Champion Award Luncheon on June 29, 2018 and presented Try Parking It Employee Transportation Champion of the Year Awards to individuals in the Public Sector, Private Sector, and Education Sector. Introduced in 2018, the Try Parking It Employee Transportation Champion of the Year Award recognizes individuals that best demonstrate a commitment to promoting and advancing commuter transportation options at their worksite in North Central Texas.

Fifty-one nominations for the 2018 ETC of the Year Award were received. Congratulations to the ETCs of the Year and to the ETC Finalists!!!



2018 Try Parking It Employee Transportation Champion of the Year Winners

Sandy Bauman

2018 Employee Transportation Champion of the Year – Education Sector
 University of North Texas Health Science Center – Fort Worth, Texas

Kendra Beseler and Ty Munger

2018 Employee Transportation Champion of the Year – Private Sector
 Liberty Mutual Insurance Company – Plano, Texas

Kevin Overton and Brittany Hailey

2018 Employee Transportation Champion of the Year – Public Sector
 City of Dallas – Dallas, Texas

2018 Try Parking It Employee Transportation Champion of the Year Finalists

Education Sector Finalist:

Suzanne Townsden, Texas Woman’s University – Denton, Texas

Private Sector Finalists:

Jaycie Chitwood, Toyota Motor North America – Plano, Texas
 Nelissa Croach, Mary Kay, Inc. – Dallas, Texas

Public Sector Finalists:

Sam A. Adamie, Tarrant County Government - Fort Worth, Texas
 Donna Amos, U.S. Army Corps of Engineers - Fort Worth, Texas

Try Parking It G.R.E.E.N. Reward Partners

As of April 2019, 226 local businesses have signed on to be Try Parking It G.R.E.E.N. Reward Partners under the business recruitment efforts of The Burrell Group. Thanks to the generosity of our G.R.E.E.N. Reward Partners, over \$417,920.26 in awesome incentives have been donated to the Try Parking It Rewards Program between 2016 and April 2019. Our G.R.E.E.N. Reward Partners continue to contribute great rewards like free food and desserts; store discounts and free offers; spa, beauty, and fitness sessions; bike rentals, accessories, and tune-ups; museum, entertainment, and amusement park passes; car washes; and much more!

What is a G.R.E.E.N. Reward Partner?

GIVE: Give a certain amount of rewards monthly or quarterly for active users to win on the Try Parking It website. Rewards may include: giveaways, discounts, a large contest prize, etc.

RECEIVE: Receive recognition on our website, in newsletters, social media, and more.

EXPAND: Expand your customer demographic. You will reach a large amount of commuters by partnering with us, which can potentially result in new and lasting customers for your business.

EFFECT: You are aiding in improving air quality and decreasing traffic congestion by joining our program. How? The rewards contributed by your business are motivating commuters to try alternative commutes, getting more vehicles off the road.

NORTH TEXAS: We love our region, and we know you do too. Let's work together in bringing awareness to alternative commutes and the amazing companies in our region!



Active and Inactive
2016 – April 2019



Acupuncture Center
Hurst, TX



Alamo Drafthouse Cinema
Irving, TX



Amazeballz Cake Balls – Plano, TX



Amazing Jake's
Plano, TX



Amazing Lash Studio
Euless, TX



Amber D. Kyle: Your 3n1
Stylist - Irving, TX



Ascension Coffee Roasters
Dallas, TX



Apex Integrative Health
Arlington, TX



ATA Marshall Arts
Carrollton, TX



Bangkok Cuisine - Haltom City, TX



Joel T. Allison Faith In Action
Initiatives - Dallas, TX



BellaTrino Neapolitan Pizzeria at the
Market – Dallas, TX



Benbrook Bicycle
Benbrook, TX



Bermuda Gold & Silver
Grapevine, TX



Bicycles, Inc.
Arlington, Fort Worth,
Hurst, & Southlake, TX

G.R.E.E.N. Reward Partners

Active and Inactive
2016–April 2019



Big O's Auto Wash –
Addison, TX



Boi Na Braza Churrascaria
Brazilian Steak House -
Dallas, TX



Black Ship Little
Katana – Dallas, TX



Blaze Pizza – Arlington,
Fort Worth, Frisco, and
The Colony, TX



Blo – Blow Dry Bar
Irving, TX



Blue Mesa Grill - DFW
International Airport



Bonzai Cycle Werx
Fort Worth, TX



Bourbon Street Beverage &
Catering Co. – Dallas, TX



Brown Chiropractic Center

Brown Chiropractic Center
Grapevine, TX



The Caribbean Cabana
Dallas, TX



Cavanaugh Flight
Museum – Addison, TX

CHAD ROOKSTOOL

Chad Rookstool Salon
Dallas, TX

G.R.E.E.N. Reward Partners

Active and Inactive
2016–April 2019



Chef Cassandra Culinary
Concepts – Dallas, TX



Chez Fabien - The Main
Street Bistro & Bakery
Grapevine, TX



Chicken Salad Chick
Fort Worth, TX



Chipotle Mexican Grill
All DFW Locations



Cinépolis USA Movie
Theater – Euless, TX



Cook Hall
Restaurants
Dallas, TX



Crazy Cowboy Restaurant
Bedford, TX



Cryo Now - Cedar Hill, TX



Dallas Area Rapid
Transit

Dallas Civil Rights Museum

Dallas Civil Rights
Museum - Dallas, TX



All DFW Locations



Denton County
Transportation Authority

Dollar Branch

Dollar Branch
Dallas, TX

G.R.E.E.N. Reward Partners

Active and Inactive
2016–April 2019



Dry Bar Salon
Dallas, Fort Worth,
Grapevine, and Plano, TX



EAGLE POSTAL CENTER
Eagle Postal Center #15
Irving, TX



Euro Automotive – Dallas, TX



Eventfully Yours Special Event
Venue – North Richland Hills, TX



Fairmont Hotel
Dallas, TX



Farmer's Market Fort Worth, Inc.
Fort Worth, TX



Fireside Pies - Plano, TX



Fish City Grill – Irving, TX



Forest Car Wash &
Detail – Dallas, TX



Four Day Weekend Comedy
Fort Worth, TX



Free to Be Chiropractic
Addison, TX



Frisco RoughRiders Baseball
Frisco, TX



Frost - A Gelato Shoppe
Dallas, TX



Frontiers of Flight
Museum – Dallas, TX

G.R.E.E.N. Reward Partners

Active and Inactive
2016–April 2019



Gaines Town & Country
Boutique – Dallas, TX



General Nutrition Center
Dallas, TX



The Green Door Organic
Salon Spa & Barber
Studios – Colleyville, TX



CROSSFIT CLAY

Heart to Heart/ Crossfit Clay
Dallas and Fort Worth



Heddin Family Farms
Dallas & Garland, TX



HELPING EACH OTHER
Helping Each Other
Dallas, TX



Henry's Tavern
American Bar & Grill
Plano, TX



HINES NUT COMPANY
Hines Nut Company
Dallas, TX



Hwy 55 Burgers Shakes
& Fries - Bedford, TX



Hole-y Boba Donuts
Bedford, TX



DFW Holistic Health
Grapevine, TX



Hopdoddy Burger Bar
Dallas, TX

G.R.E.E.N. Reward Partners

Active and Inactive
2016–April 2019



iFly Indoor Skydive
Fort Worth and Frisco, TX



I Fratelli Pizza
all North Dallas locations



ilumi.co – Plano, TX



Italian Café – Irving, TX



It's Sugar - Dallas, Fort
Worth, and Grapevine.



Jamba Juice

Jamba Juice
Fort Worth, TX



Jon David
Salon Irving, TX



Juan Gaviota Flowers
Dallas, TX



Kilwins Chocolate
Grapevine, TX



Kimbell Art Museum -
Fort Worth, TX



Krispy Kreme Doughnuts
Arlington, Dallas, Grapevine,
and Watauga, TX



LA Fitness – Hurst, TX



Larger Than Life Consignment
Dallas, TX

G.R.E.E.N. Reward Partners

Active and Inactive
2016–April 2019



LED Skin Care Center
Plano, TX



Luby's Restaurant
Dallas, TX



Lux Est Vita "Light is Life" – Dallas, TX



Maasai Grill
Dallas, TX



Mambo Seafood
Dallas, TX



Marble Slab Creamery
Irving, TX



Ms. Mary's Southern
Kitchen – Carrollton, TX



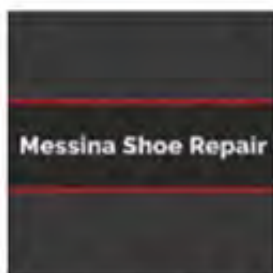
McAlister's Deli
Irving & Dallas Locations



Menchie's Frozen Yogurt
Euless, TX



McDonald's
Dallas, Arlington,
Midlothian, Desoto,
Red Oak TX



Messina Shoe Repair
Carrollton, TX



Milan Gallery
Fort Worth, TX

Active and Inactive
2016–April 2019



Modern Art Museum of Fort Worth - Fort Worth, TX



Monster Yogurt
Dallas & Richardson, TX



Museum of Biblical Art
Dallas, TX



Music Institute at Carrollton Square – Carrollton, TX



Natures Gallery
Carrollton, TX



Newk's Eatery – Irving TX



Nothing Bundt Cakes
North Arlington and Southlake, TX



Nutrition Nation
Carrollton, TX



Ojos Locos Sports Cantina
Fort Worth, TX



Opening Bell Coffee
Dallas, TX



The Original Pancake House @ Northwest Highway - Dallas, TX



Active and Inactive
2016–April 2019

**PACIFIC
TABLE**

Pacific Table - Fort Worth, TX

PARKIT MARKET
Homemade Deli Sandwiches

Parkit Market Food Store
Dallas, TX

*That
Corn
Man*
How That Can You

Paul's Sweet Roasted
Corn – Dallas, TX

 **PEI WEI**

Pei Wei Asian Kitchen
Arlington, TX

 **Perfumes 2 GO**

Perfumes 2 Go – Irving, TX

 **pet**
extravaganza

Pet Extravaganza
Carrollton, TX

 **Piccolo Mondo**
Italian Restaurant

Piccolo Mondo Italian
Restaurant – Arlington, TX

 **pie five**
PIZZA CO.

craft pizza • so fresh • so fast

Pie Five Pizza

Addison, Arlington, Carrollton, Dallas,
Euless, Flower Mound, Fort Worth,
Frisco, Keller, Irving, & Plano, TX

PLANO
Cycling & Fitness
www.planocyclingfitness.com

Plano Cycling & Fitness
Plano, TX

 **pluckers**
Wing Bar

Pluckers Wing Bar
Addison, Grapevine, Plano,
Allen, Arlington, Dallas, & Fort
Worth Locations

Potbelly
SANDWICH SHOP

Potbelly Sandwich
Works – Arlington, TX

 **THE PROPER BAKING CO.**
BAKED GOODS

The Proper Baking Co.
Dallas, TX

 **PUREPOKE**
SUSHI BOWL & ROLL

PUREPOKE Sushi Bowl
& Roll – Frisco TX

 **RAFAIN**
SINCE 1951

The Best Brazilian Steakhouse Experience
Rafain Brazilian
Steakhouse - Dallas and
Fort Worth, TX

G.R.E.E.N. Reward Partners

Active and Inactive
2016–April 2019



Red Robin Gourmet
Burgers & Brew – Hurst, TX



Richardson Bike Mart
Dallas, Richardson & Frisco TX



Rockin JR Ranch
Kitchen - Dallas, TX



Rubio's Produce @ Dallas
Sweet Harvest – Dallas, TX



Ruibal's Plants of Texas
All Dallas Locations



Ruthie's Rolling Café
Addison, TX



Salt Escape – Plano, TX



Salt of the Earth - Allen, TX



Sheraton
Dallas
HOTEL

Draft Media Sports
Lounge – Dallas, TX



THE SIXTH FLOOR MUSEUM
AT DEALEY PLAZA
The Sixth Floor Museum at
Dealey Plaza – Dallas, TX



Snap Kitchen
Colleyville, Dallas, Flower
Mound & Plano, TX



ADVENTURES IN CREATIVITY
SPARK! – Dallas, TX



Starbucks
Fort Worth, TX



Street's Fine Chicken
Dallas, TX



Taco Deli
Dallas, TX

Active and Inactive
2016 – April 2019



Taco Diner
Colleyville and Fort Worth, TX



Tantuni Mediterranean
Grill - Richardson, TX



TaZa Grill – Dallas, TX



TCBY Yogurt - Irving, TX



Texas Legends
Frisco, TX



Thai Box Restaurant – Addison, TX



Three Dog Bakery
Dallas, Fort Worth, Southlake TX



Thirsty Lion Gastropub &
Grill - Irving, TX



Title Boxing Club
Fort Worth and Mansfield, TX



Top Pot Doughnuts
Dallas and Richardson TX



Touched by Eve
Dallas, TX



Twisted Root Burger Company
All DFW Locations

**Active and Inactive
2016 – April 2019**



**Two Podners Restaurant
Dallas, TX**



**The Virgin Olive Oiler
Fort Worth, TX**



**Vitality Bowls Superfood Café
Irving, TX**



**Which Wich? Superior
Sandwiches – Fort Worth TX**



Wholesome Grub – Plano, TX



**The Williams Agency Realtors &
Advisors – Plano, TX**

7-Eleven, Inc. – Plano, TX

A.C.N. Herbs / Green Tea – Dallas, TX

Abundantly Aromatic – Dallas, TX

AMC Theatre Group – Plano, TX

American Airlines Center – Dallas, TX

Amon Carter Museum of American Art - Fort Worth, TX

Bikram Yoga - Fort Worth, TX

Black Academy of Arts and Letters – Dallas, TX

Christi Harris Beaute Inc. – Addison, TX

Color Shack Art Studio – Richardson, TX

Cotton Patch – Allen, TX

The Crow Collection of Asian Art Museum – Dallas, TX

NORTH CENTRAL TEXAS
COUNCIL OF
GOVERNMENTS
TDM PROGRAM

Contact Information

Caryn Sanders
Tel: 817.704.5665
csanders@nctcog.org


Sonya Landrum
Tel: 817.695.9273
slandrum@nctcog.org



www.nctcog.org



TryParkingIt.com



www.dart.org



ridetrinitymetro.org



www.dcta.net

TRY PARKING IT G.R.E.E.N. REWARD PARTNER UPDATE

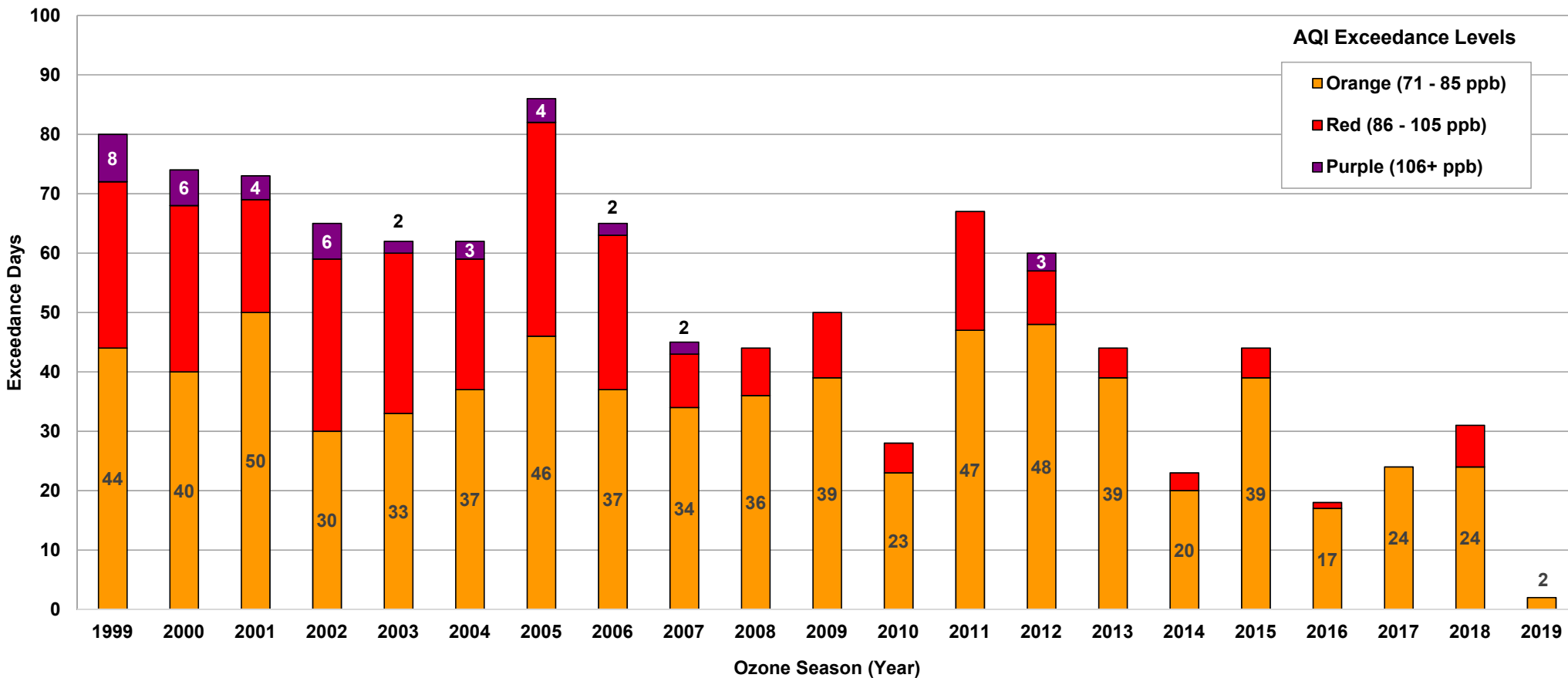
G.R.E.E.N. Reward Partners

Active and Inactive
2016 – April 2019

- Dallas Black Dance Theatre – Dallas, TX
- Eno's Pizza Tavern – Dallas, TX
- Fort Worth Opera - Fort Worth, TX
- The Fresh Market – Dallas, TX
- Gaylord Hotel and Resort – Grapevine, TX
- Green Pet – Dallas, TX
- Griffin Fitness – Hurst, TX
- Grimaldi's Pizzeria, Dallas, TX
- Jubilee Theatre - Fort Worth, TX
- The Juice Bar – Dallas, TX
- LCI Media – Dallas, TX
- Mad Duck Cyclery – Grapevine, TX
- Master Made Feeds – Grapevine, TX
- NRH2O Family Water Park - North Richland Hills, TX
- Pedals Cycling Studio – Keller, TX
- Popcorn Occasions – Hurst, TX
- The Pyramid Restaurant at Fairmont Dallas Hotel – Dallas, TX
- Reata Restaurant - Fort Worth, TX
- Sweet Tomatoes - All DFW Locations
- Texas Rangers – Arlington, TX
- Texas Revolutions Arena Football – Plano, TX
- Trouvi Cookies – Dallas, TX
- Wrap Addict: It Works - Dallas and Fort Worth, TX

8-HOUR OZONE NAAQS HISTORICAL TRENDS

Based on ≤ 70 ppb (As of May 17, 2019)

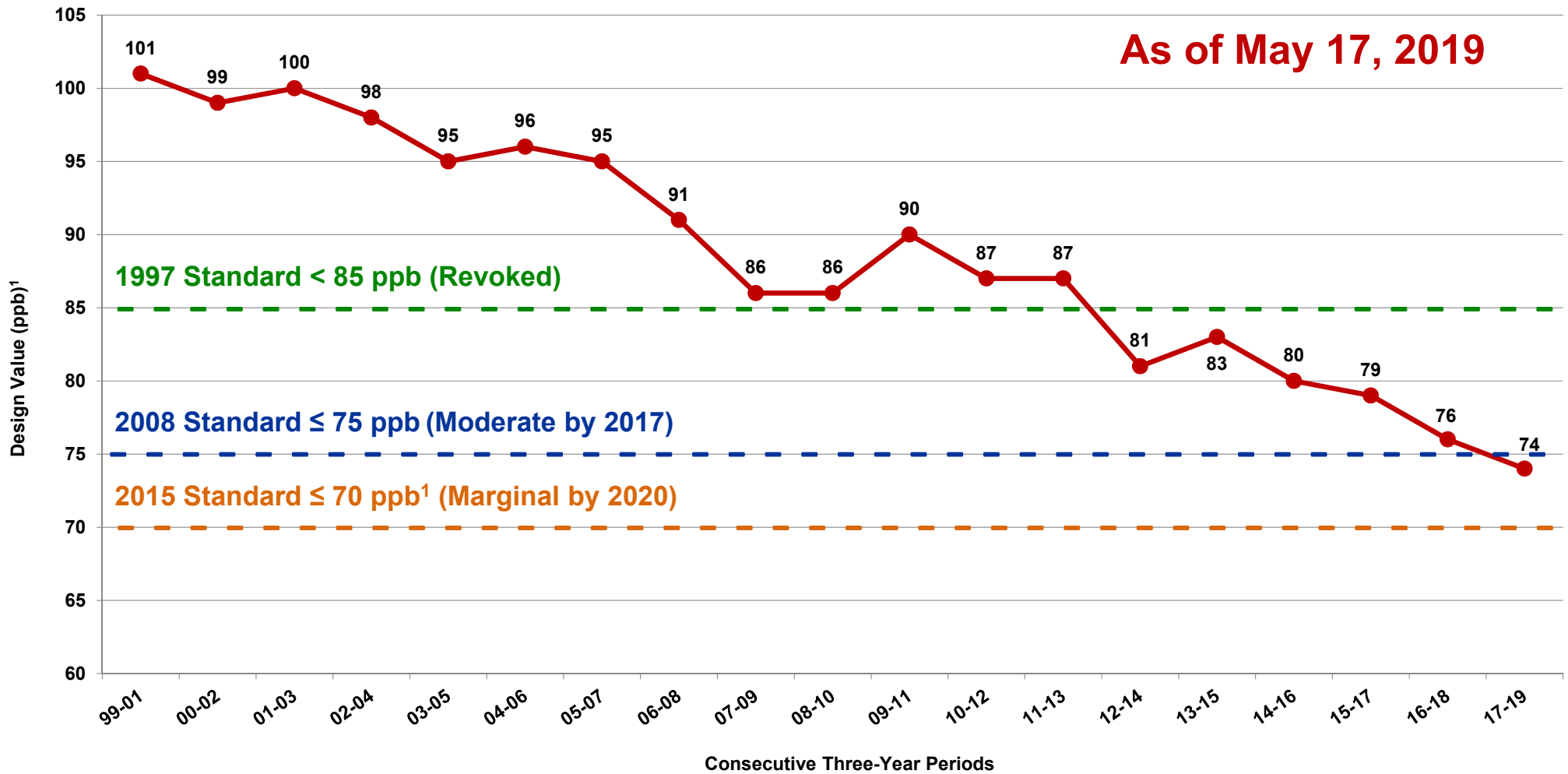


Exceedance Level indicates daily maximum eight-hour average ozone concentration.
Exceedance Levels are based on Air Quality Index (AQI) thresholds established by the EPA for the revised ozone standard of 70 ppb.

Source: TCEQ, http://www.tceq.state.tx.us/cgi-bin/compliance/monops/8hr_monthly.pl
ppb = parts per billion

8-HOUR OZONE NAAQS HISTORICAL TRENDS

As of May 17, 2019



¹Attainment Goal - According to the US EPA National Ambient Air Quality Standards, attainment is reached when, at each monitor, the *Design Value* (three-year average of the annual fourth-highest daily maximum eight-hour average ozone concentration) is equal to or less than 70 parts per billion (ppb).

For More Information

Jenny Narvaez
Program Manager
(817) 608-2342
jnarvaez@nctcog.org

Jackson Enberg
Air Quality Operations Analyst
(817) 704-2506
jenberg@nctcog.org

Trey Pope
Air Quality Operations Analyst
(817) 695-9297
tpope@nctcog.org

<https://www.nctcog.org/trans/quality/air/ozone>

MINUTES**Regional Transportation Council
PUBLIC MEETING*****10-Year Plan Update******2019 Congestion Management Plan Update******Mobility 2045 Status Report******511DFW Traveler Information System*****Meeting Date and Location**

The North Central Texas Council of Governments (NCTCOG) held a public meeting Monday, April 8, 2019, at 2:30 pm at the North Central Texas Council of Governments (Arlington); Amanda Wilson, Program Manager, moderated the meeting, attended by 15 people.

Public Meeting Purpose and Topics

The public meeting was held in accordance with the NCTCOG Transportation Department Public Participation Plan, which became effective June 1, 1994, as approved by the Regional Transportation Council (RTC), the transportation policy board for the metropolitan planning organization (MPO), and amended on November 8, 2018. Staff presented information about:

1. 10-Year Plan Update – presented by Brian Dell
2. 2019 Congestion Management Plan Update – presented by Mike Galizio
3. Mobility 2045 Status Report – presented by Kevin Feldt
4. 511DFW Traveler Information System – demonstration by Eric Quintana

The NCTCOG public meeting was held to educate, inform and seek comments from the public. Comments were solicited from those present who wished to speak for the record. The presentations made at the meeting are available at www.nctcog.org/input, and a video recording was posted at www.nctcog.org/video.

Each person who attended the public meeting received a packet with a meeting agenda, a sheet on which to submit written comments, and copies of the presentations.

Summary of Presentations***10-Year Plan Update presentation:***

<https://www.nctcog.org/nctcg/media/Transportation/DocsMaps/Involve/InputMeetings/2019/04/10-Year-Pres.pdf>

Scoring Process Handout:

<https://www.nctcog.org/nctcg/media/Transportation/DocsMaps/Involve/InputMeetings/2019/04/Scoring.pdf>

Project List Handout:

<https://www.nctcog.org/nctcg/media/Transportation/DocsMaps/Involve/InputMeetings/2019/04/10-Year-Project-List.pdf>

The Regional 10-Year Plan was first approved by the RTC in December 2016, and an update was approved in August 2018 in conjunction with the development of the 2019 Unified Transportation Program (UTP).

Since the August 2018 update, Texas Department of Transportation (TxDOT) staff has begun developing the 2020 UTP. Thus, NCTCOG staff has coordinated with TxDOT districts regarding project costs, funding, environmental clearance, and potential new projects and has drafted a project listing for the 2019 10-Year Plan update.

Projects on the proposed update list fall under one of five categories: projects approved by the RTC and approved in the UTP, projects approved by the RTC but not approved in the UTP, proposed projects pending RTC approval, proposed projects needing funding to advance pre-construction activities, and proposed projects to be removed from the 10-Year Plan list, funded with other sources or are future candidates for funding.

NCTCOG staff is continuing to finalize project selections, and the RTC will take action on the Regional 10-Year Plan update on May 9, 2019.

2019 Congestion Management Plan Update presentation:

<https://www.nctcog.org/nctcg/media/Transportation/DocsMaps/Involve/InputMeetings/2019/04/CMP.pdf>

A Congestion Management Process (CMP) is a federal requirement in any urbanized area with a population exceeding 200,000. Developed, established and implemented as part of the Metropolitan Transportation Planning Process, it is a regionally accepted approach for managing congestion and provides information on transportation system performance.

The CMP has many benefits. It creates a structured process for analyzing congestion issues, fosters an objectives-driven and performance-based approach, advocates for increased collaboration, facilitates project/program implementation and provides a linkage to project development and environmental review.

CMP strategies include demand management, operational traffic and public transportation improvements, technologies and additional system capacity where necessary. Additionally, the CMP requires a process to demonstrate that single-occupant vehicle (SOV) capacity projects in nonattainment areas are justified and comply with the CMP.

Several workshops on the CMP update will take place in late summer and early fall 2019, and the RTC will take action on the final CMP draft in November 2019.

Mobility 2045 Status Report presentation:

<https://www.nctcog.org/nctcg/media/Transportation/DocsMaps/Involve/InputMeetings/2019/04/Mobility.pdf>

Mobility 2045 is the Metropolitan Transportation Plan (MTP) that defines a long-term vision for the region's transportation system and guides spending of federal and State transportation funds. This includes funding for highways, transit, bicycle and pedestrian facilities and other programs that reduce congestion and improve air quality.

Mobility 2045 is currently in progress, and the RTC recently approved the following initiatives: a Clean Fleets North Texas Call for Projects, Strategic Partnerships Round 3 projects, shuttle

funding for the Trinity Railway Express (TRE), emergency funding for transit provider Span, Inc. and funding to link Alliance to Trinity Metro.

NCTCOG staff is focused on several emphasis areas in 2019: high-speed rail, public transit, tolled facilities such as LBJ East, technology advancement and several major project initiatives, including Butler Housing, Downtown Dallas and Oak Farms Dairy.

Additionally, NCTCOG staff has already completed several planning initiatives, including the TEXRail, a transportation study in Wise County and a gentrification study. Current construction activities include the IH 30 and SH 360 Interchange, Sam Rayburn Tollway, SH 360 in Arlington, the Southern Gateway, the bicycle and pedestrian trail from Fort Worth to Dallas and several city veloweb projects.

511DFW Traveler Information System demonstration: www.511dfw.org

Eric Quintana provided attendees with a demonstration of the recently improved 511DFW Traveler Information System phone application.

Traveler information for the region related to freeways, toll roads, city streets and transit trip planning is available through 511DFW. The system provides information in Spanish and English through Mobile Apps for Android, iOS devices, the 511DFW.org website and by dialing 511.

ORAL COMMENTS RECEIVED AT MEETING

Mobility 2045 Status Report

Gary Hennessey, Citizen

A. Traffic signal retiming

Comment: You referenced technology advancement during the Mobility 2045 presentation. Red light cameras can recognize when there's a vehicle at an intersection, but is there some kind of technology that can detect when there are no vehicles at an intersection?

Summary of response by Marian Thompson: I'm not sure if it is possible, but when we meet with the cities, we can ask them about it.

Summary of response by Amanda Wilson: There are a lot of technology advancements considered in Mobility 2045. We can talk to some of the city engineers and get back to you with a more detailed response.

B. Traffic patterns and migration

Comment: When I arrived in Dallas-Fort Worth in 1983, IH 20 was mostly unused, but as time has gone by, a lot of things have built up around it, and of course, the area has grown and changed a lot. Has there been any discussion to extend SH 360 down to the Hillsboro area to help with traffic patterns? That might improve freight movement.

Summary of response by Kevin Feldt: We're always reviewing traffic patterns. Even though Mobility 2045 was approved in June of last year, we have to conduct another update in four

years and there will be different conditions. Unfortunately, Hillsboro isn't part of our MPO, and we can only go as far as Johnson and Ellis counties.

Question: Can you obtain freight traffic patterns?

Summary of response by Kevin Feldt: We have traffic counters that conduct vehicle classification counts, and we can use the data to forecast growth.

Question: Is that data available on your website?

Summary of response by Kevin Feldt: You can find more information on traffic counts at www.nctcog.org/trans/data.

Other

Heidi Swan, The Greater Fort Worth Chapter of the American Council of the Blind

A. NCTCOG partner coordination

Question: Do you all coordinate with Handitran?

Summary of response by Amanda Wilson: Today we're talking mainly about roadway projects, but Mobility 2045 is a multimodal plan. We do work with all of the public transportation entities, and they have representation on our policy board, the Regional Transportation Council (RTC). You just happened to catch us on a day when we're talking about roadway projects.

Davis Tubre, Greater Fort Worth Sierra Club

Question: Has anyone advocated to convert school buses into clean fleets?

Summary of response by Kevin Feldt: We have the North Central Texas Clean School Bus Program, which aims to reduce emissions from school bus fleets. More information on this program can be found at: <https://www.nctcog.org/trans/quality/air/for-fleets/clean-school-bus-program>

COMMENTS SUBMITTED BY WEBSITE, EMAIL & SOCIAL MEDIA

No comments received via website, email or social media.

PUBLIC COMMENTS REPORT

WRITTEN COMMENTS SUBMITTED BY WEBSITE, EMAIL & SOCIAL MEDIA

Purpose

The public comments report is in accordance with the NCTCOG Transportation Department Public Participation Process, which became effective June 1, 1994, as approved by the Regional Transportation Council (RTC), the transportation policy board for the Metropolitan Planning Organization (MPO), and amended on November 8, 2018.

This report is a compilation of general public comments submitted by members of the public from Wednesday, March 20, through Tuesday, April 19. Comments and questions are submitted for the record and can be submitted via Facebook, Twitter, fax, email and online.

This month, public comments were received on a number of topics across social media platforms and via email. Air Quality comments were in the majority.

Air Quality

Email

1. James Orenstein

Hello,

I'm writing to ask who is the best contact person for me to find out more about the following, from an agenda information sheet from the agenda for the Denton City Council Committee On the Environment meeting for tomorrow, Mon. April 1 2019 at 2:00 pm (if possible before then):

I am interested in seeing the various air quality monitoring projects I have been somewhat involved in work together (see references below), as well as possibly advocating for monitoring in Duncanville and Cedar Hill (where I live and downwind from the Midlothian cement plants).

“NCTCOG

Staff continues to coordinate with other cities in the region to explore options to increase air quality monitoring regionally and in City of Denton. To support these efforts, Denton has submitted the following requests to NCTCOG for consideration to be included in the FY2020 and FY2021 Unified Planning Work Program for Regional Transportation Planning.

Request 1 – Regional Air Quality Project

We request that NCTCOG serve as the manager/administrator/coordinator of a new regional, non-regulatory, air monitoring network. The network would consist of more numerous monitors than the TCEQ currently manages and would be focused on pollutants that impact quality of life in DFW, including particulate matter, ozone, and/or ozone precursors, much of which comes from the transportation sector. This effort should include coordination of a committee with reps from local governments, academia, healthcare, and advocacy groups, and could be formalized through MOUs/MOAs if appropriate. We understand that similar requests are being submitted by Dallas, Plano and Lewisville.

Request 2 – Regional Sustainability Initiatives

We request that NCTCOG serve as the manager/administrator/coordinator for increased new regional, sustainability efforts. The cities of Denton, Dallas, Plano, and Lewisville recently requested assistance from NCTCOG to provide regional leadership and assistance for Sustainability efforts. We as that as a next step NCTCOG explore opportunities to complete a regional Greenhouse Gas inventory and identify resulting impacts of emissions. With GHG information available for the region, mitigation and adaptation strategies could be identified that would benefit all entities represented by NCTCOG. We believe that these efforts could be included in existing program areas as enhancements to air quality improvement efforts. We understand that similar requests are being submitted by Dallas, Plano and Lewisville.”

<https://dentontx.new.swagit.com/events/3496/agenda>

PROJECT REFERENCES:

1) Luftdaten Build Your Own PM Monitors (mine is in Duncanville at the border with Cedar Hill):

<https://www.meetup.com/TechmillDenton/events/259267642/>

<https://luftdaten.info/en/home-en/>

<http://deutschland.maps.luftdaten.info/#10/32.9816/-97.0752>

2) North Texas Clean Air Network, presentation for Dallas QALOC Committee, and by Dr. Lary at Feb 2019 NTREG meeting:

https://dallascityhall.com/government/Council%20Meeting%20Documents/qolac_4_north-texas-clean-air-network_combined_092418.pdf

<http://www.ntreg.org/downloads.shtml>

3) Downwinders At Risk Citizen Science Portable Air Monitor Training:

<https://www.greensourcedfw.org/articles/air-monitoring-training-be-held-dallas>

Thanks

Twitter

1. One of the top contributors to air pollution is automobile emissions. To reduce your contribution, carpool, walk, take transit (#RideDCTA), or #RideYourBike when possible. – Bike Denton (@bikedenton)



2. Tonight at the @CAMPOTexas meeting, the transportation policy board is spending time talking to @TCEQ on whether the region will reach high enough measures of ozone to join HOU

& DFW in the dangerously unhealthy world of officially poisonous air. – Jay Blazek Crossley (@JayCrossley)



3. Ozone Action Day – DFW-area ozone on 4/9 is predicted to be at Level Orange, unhealthy for sensitive groups. <http://bit.ly/9nC9vy> – NCTCOGTransportation (@NCTCOGtrans)



Oh dear, already?! – The Texas Pool (@texaspoolplano)



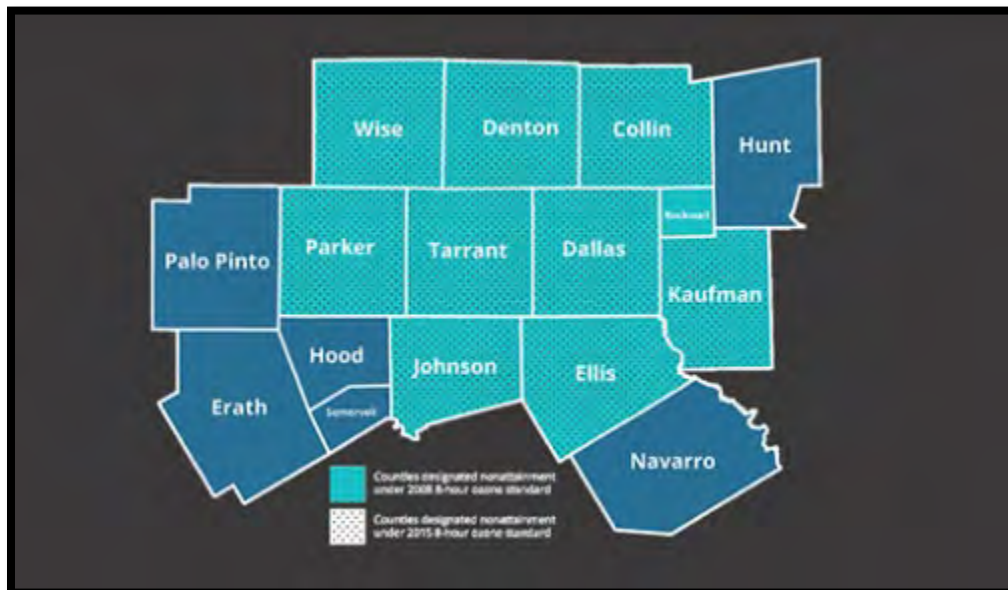
4. The Texas Commission on Environmental Quality (TCEQ) has issued an Ozone Action Day for the Dallas-Fort Worth area for April 10, 2019. Please monitor the Twitter page

(@Dallas_Air) and <http://AirNorthTexas.org> for more information. #AirQuality #OzoneAlert @NCTCOGtrans – Green Dallas (@GreenDallas)



Facebook

1. Last year, the EPA designated these 9 counties as not meeting the air quality standard. We've made lots of progress since the '90s, but we're not there yet. Stay tuned to learn more about ozone basics and visit airnorthtexas.org for updates. – NCTCOG Transportation Department



Never trust the UNCONSTITUTIONAL EPA. – Phil Neil

2. Clean Air Action Day is coming up on June 21, 2019! Don't forget to take the pledge. It provides tons of great ideas on how you can make clean air choices. NCTCOG Transportation Department #BeAirAware #CAAD2019 #AirNTX – City of Denton Sustainability



3. Mark your calendars! Clean Air Action Day is June 21st! #AirNTX NCTCOG Transportation Department – Keep Bedford Beautiful



4. Ozone Action Day – Ozone in the DFW area Tuesday is predicted to be at Level Orange, unhealthy for sensitive groups. Children, older adults and people with lung disease, such as asthma, emphysema, or chronic bronchitis, should limit outdoor activity. Current ozone information: <http://bit.ly/9nC9vy>. Consider a clean air choice: <http://bit.ly/2oAbaPt>. – NCTCOG Transportation Department



The important takeaway is:

Why the ████ is the armadillo wearing GLASSES?! – Phil Neil

They help improve his vision! – NCTCOG Transportation Department

5. Or take transit! – Tarrant Transit Alliance



6. Tue and Wed are the first ozone days of the year. It'll be tougher on kids, seniors and some of all ages. We are off to a bad start this year -- – Bud Kennedy



7. Great. Earlier every year. – Rick Bollar



8. Tue and Wed are the first ozone days of the year. It'll be tougher on kids, seniors and some of all ages. We are off to a bad start this year -- -- Liveable Arlington



Alternative Fuels

Facebook

1. Great attendance at the South Central Alternative Fuel Corridor Convening. The map below shows the CNG Corridor map. NCTCOG Transportation Department – Texas NGV Alliance



Aviation

Twitter

1. Best Practices for Airport Obstruction Management Guidebook @FAANews @NCTCOGtrans <http://dlvr.it/R2214S> – TX Transportation Rsch (@tx_transpo_rs)

Facebook

1. What a loss. 😞 Fort Worth's last member of elite black Tuskegee Airmen dies at 96
<http://bit.ly/2UPyxSY> – NCTCOG Transportation Department



– Curtis Garrison

Bicycle & Pedestrian

Twitter

1. Amsterdam has stepped up their commitment to going green by eliminating parking spaces in favor of parks, bike lanes, and bike parking. – GenZe (@RideGenZe)



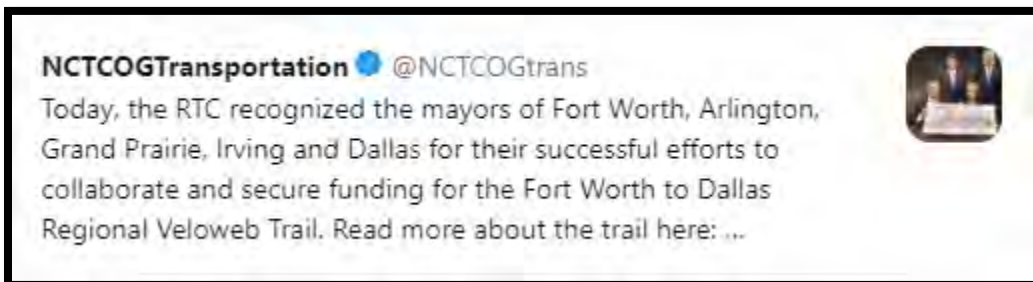
A Modest Proposal to Eliminate 11,000 Urban Parking Spots

Amsterdam plans to systematically strip its center of parking spaces in the coming years, making way for bike lanes, sidewalks, and more trees.

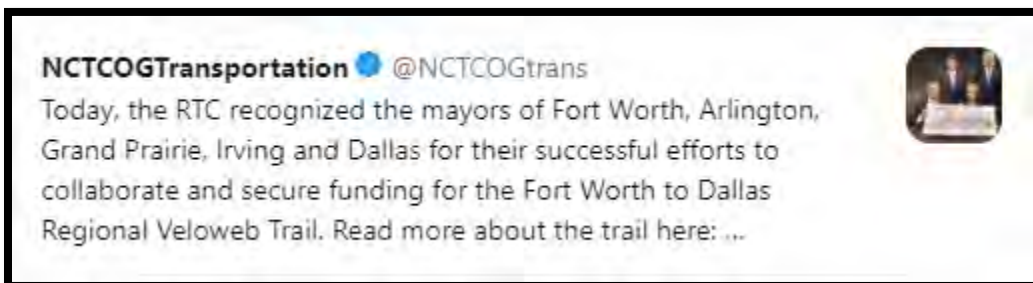
citylab.com

The ones that cause a problem here are the “weekend cycling 🚲 guys & girls whom think they need to ride 2 lanes wide bringing everyone to 10-12 mph in suburban areas & drunks on #limebikes #jumpbikes & #birdscooters in downtown and uptown! Most cyclists don’t cause a issue. – RideshareTexan (@RideshareT)

2. This project is very exciting – Loren S. (@txbornviking)



3. Woohoo! – City of Grand Prairie (@gp_tx)



Facebook

1. Check out the results of the NCTCOG Transportation Department bicycle survey!! – BikeDFW




2. Today, the Regional Transportation Council recognized the mayors of Fort Worth, Arlington, Grand Prairie, Irving and Dallas for their successful efforts to collaborate and secure funding for the Fort Worth to Dallas Regional Veloweb Trail. Once complete, the regional trail will extend 53 miles from downtown Fort Worth to downtown Dallas and connect with an extensive network of trails in each city. All sections of the regional trail are expected to be complete by 2023. To read more about it, visit: www.nctcog.org/FWtoDALTrail.

For more posts like this and member's only private discussions, join our Facebook group related to this post ETA – Infrastructure – ETA - Enthusiasts of Transit Association



3. Today, the Regional Transportation Council recognized the mayors of Fort Worth, Arlington, Grand Prairie, Irving and Dallas for their successful efforts to collaborate and secure funding for the Fort Worth to Dallas Regional Veloweb Trail. Once complete, the regional trail will extend 53 miles from downtown Fort Worth to downtown Dallas and connect with an extensive network of trails in each city. All sections of the regional trail are expected to be complete by 2023. To read more about it, visit: www.nctcog.org/FWtoDALTrail. – NCTCOG Transportation Department



Awesome!! – Robert Riggs

Innovative Vehicles & Technology

Twitter

1. Two years ago, we held our Vision for America event, where 11 semifinalists showcased some of the most promising U.S. hyperloop routes. Since then, we've made significant progress working with the most forward thinking local governments in the nation. See how far we've come: – Virgin Hyperloop One (@HyperloopOne)



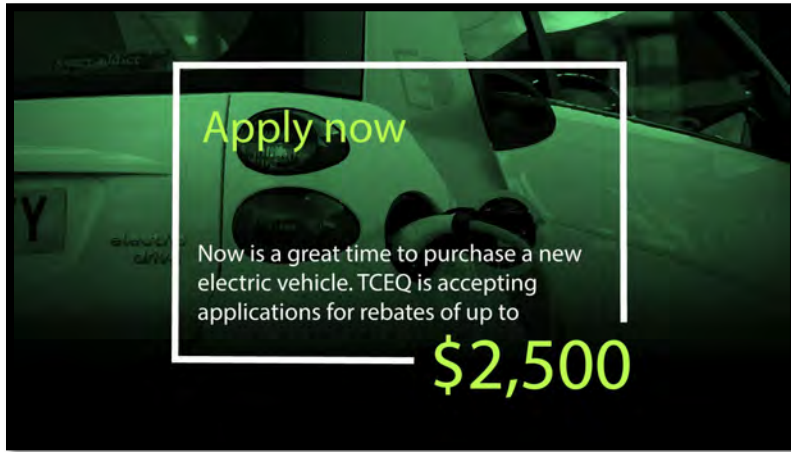
Facebook

1. This is a great rebate opportunity for those of you interested in purchasing a new car! – City of Denton Sustainability



2. Looking to purchase a new electric vehicle? Now is the time! The Texas Commission on Environmental Quality is still accepting applications to receive up to \$2,500 off a new electric

vehicle, through 5/31 (or until all rebates have been issued). Act fast, only 85 electric vehicle rebates remain! <http://bit.ly/2FIYIE> – NCTCOG Transportation Department



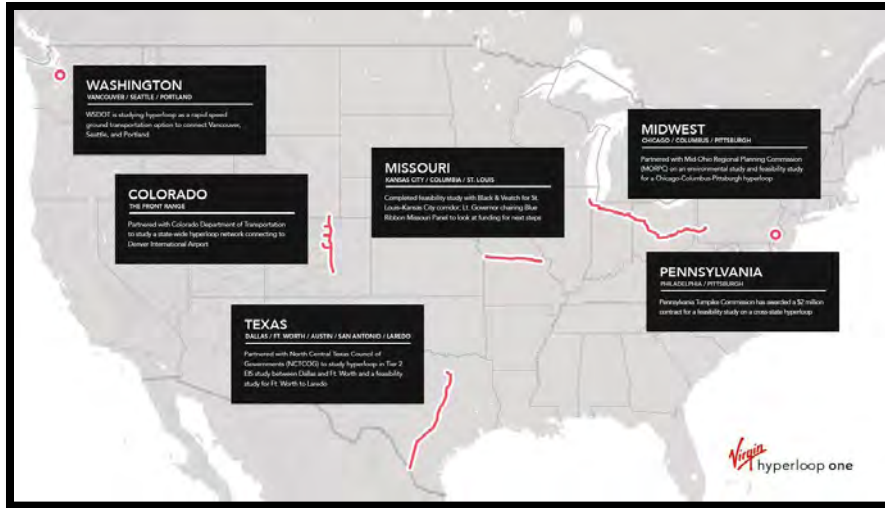
EXCEPT Tesla's, correct? – D'awn James

Hi, D'awn! That's correct. Teslas aren't eligible because they aren't sold through Texas licensed car dealers. – NCTCOG Transportation Department

Oh right! Texas law requires car manufacturers to sell their cars to third party dealerships before they can be sold to consumers. Tesla wants to cut out the middle man and that saves Tesla drivers money on the front end 😊 I'm better off without the tax credit and buying straight from Tesla.
Thanks for the info! – D'awn James

3. Just two years ago, we held our Vision for America event, where 11 Global Challenge semifinalists showcased some of the most promising hyperloop routes in the U.S. Since then, we've made significant progress working with the most forward thinking local governments in the nation. See how far we've come:

Mid-Ohio Regional Planning Commission (MORPC) NCTCOG Transportation Department
Colorado Department of Transportation Black & Veatch KC Tech Council St. Louis Regional Chamber Mizzou AECOM – Hyperloop One



Project Planning

Email

1. Larry McFarland

I especially like the web comments page. Cleverly designed to limit input to 500 characters and difficult to view by making the box so small.

Reflects sadly on you.

Here's the full context of the comment.

Please feel free to contact me for any questions.

Massive failure best describes the DFW roadway 'improvements' of the last 50 or so years. If you think improving transportation means adding more toll lanes, you might just be nuts. Any 'improvement' that does anything less than double the number of existing highway lanes is a waste of taxpayer money. Millions of wasted tax dollars and millions of wasted man-hours for tax payers subjected to construction delays. Just look at the massive delays on I35 North after a gazillion years of construction. Who in their right mind would destroy a roadway built 50 years ago and replace it with a roadway with the exact same number of main lanes? Or look at the 820 north backup. Two primary lanes, c'mon gimme a break. That was the same number of lanes it had back in the 70's. And that whole 360 – I30 interchange? What a joke. Building a pretty interchange so cars can more quickly be stuck in the backup on either north or south-bound 360. Makes me laugh every time I drive thru there and stare in amazement at the boondoggle.

So why did it take 40 years to build 360, and build it to handle capacity from the 1960's? And that's still a mess, but somebody surely claimed credit for a massive success.

Pretty much every roadway construction project is a dismal failure in the eyes of everyone except the people who made money off the project. If you think you're doing a good job, then it might just reflect your ability to make accurate assessments and indicate a perfect opportunity to find a new job.

2. Richard Schumacher

NCTCOG should neither advocate for nor help fund the Dallas Convention & Visitors Bureau. If Mr. Morris thinks otherwise he must explain why that is an appropriate use of transportation resources.

Twitter

1. Has anyone ever attempted to calculate how much economic damage @NCTCOGtrans and @dartmedia have done to @CityOfDallas? What about the number of needless deaths and permanent injuries which are a product of the outdated, dangerous transportation networks they have constructed? – Wylie H Dallas (@Wylie_H_Dallas)



Are we going to add the injuries & death(s) from these silly scooters too?? – I PROBABLY DON'T LIKE YOU (@Dallas014)

Good point. The region's terrible infrastructure is causing needless injury to them, as well. – Wylie H Dallas (@Wylie_H_Dallas)

I almost stepped in front of one Saturday walking out of House Of Blues – East Dallas Brian (@BeavisImposter)

Written

1. Attachment 1

Public Meetings & Forums


Twitter

1. From @trtcmobility: Join the Tarrant Regional Transportation Coalition (TRTC) on Wed, 4/3, 8:30 am, Fort Worth Central Station for latest on @TrinityMetro & #TEXRail w/Bob Baulsir, Sr

VP @CityofFortWorth @TarrantCountyTX @NCTCOGtrans @35WCoalition @DFWAirport @TarrantTransit – Sal Espino (@SAL_FW)

Please join us for next week's TRTC meeting featuring:
Bob Baulsir
Trinity Metro Senior Vice President

He will provide a report and update on TEXRail.



Wednesday, April 3, 2019

8:00 a.m. Networking and Coffee
8:30 a.m. Meeting Begins

Fort Worth Intermodal Transportation Center
2nd Floor Community Meeting Room
1001 Jones Street
Fort Worth, Texas 76102

2. 04/10 3:00pm: @_CTEDD 2nd Panel w/ prof. @dgchatman > @wursterlife, @Planit_Doug > @RichardsonEDP @txplanning , Chris Hillman > @thecityofirving ,Honored 2 have Dr.@VistaspKarbhari welcome guests @ULINTX @COMTO_National @TexITE @NCTCOGtrans @UTAcappa RSVP: <https://cteddlecture2.eventbrite.com> – z-ahoura (@ahoura_z)



CTEDD @CTEDD
1 DAY AWAY 🇺🇸

Tomorrow from 3-4pm come join #CTEDDSS2 :Planning for Mobility in the High-Tech Economy. Dr...

3. @DallasMidtown @NDCC @DallasEcoDev @NCTCOGtrans @dartmedia – Lee M. Kleinman (@LeeforDallas)



Transit

Email

1. Jerry Speight

We have a non-profit organization in Greenville, TX., the Hope Center of Greenville. We have a partnership with Paris Junior College to conduct GED classes with us and currently have about 40 students. We also have free computer skills classes (for the past 10 years) which has students from youth up through age 75. Many of these need transportation.

Our local transportation service, the Connection, located in Greenville, is totally out of the question in affordability for 99% of our people needing to get to and from classes.

After finding out the great public transportation service provided in Paris, TX., I wanted to reach out to find out who I need to speak with to try to get some help with our local service.

Example: We need some local bus stops that would have regular pick-up and drop-off service during the day. We need reasonable ticket prices (such as in Paris, \$.50 tickets and free senior tickets).

Our people can't afford a \$4.00 one way ticket! We have no regular bus stops in the city. People must schedule rides 24 hours in advance.

Please advise what we can do to improve this public service in Greenville.

Hi Jerry,

Thank you for your email and sharing your concerns about public transportation in Hunt County. The Senior Center Resources and Public Transit (SCRPT) serves as the rural transit district for Hunt County, and therefore receives state funding from the Texas Department of Transportation (TxDOT) for rural transit services. SCRPT provides demand response service for the general public through its transportation program, The Connection. Demand response service is a non-fixed route system of transporting individuals that requires advanced scheduling by the customer. Since it's not a fixed route system, the advanced scheduling is needed in order for SCRPT to create each day's unique "route". However, this system can be inconvenient for last-minute ride requests or for individuals on limited incomes.

From your description, it sounds like Paris, TX has a highly subsidized fixed route system that operates within their city. TxDOT and SCRPT would be the best agencies to contact to discuss potentially creating a subsidized fixed route like Paris' in Greenville. I've included recommended contacts below.

Sunil John

Public Transportation Coordinator

TxDOT

214-320-4467

Sunil.John@txdot.gov

Danny Allembaugh

Executive Director

Senior Center Resource and Public Transit

903-454-1444 ext. 18

td@scrpt.org

If NCTCOG can be of further assistance, Kelli Gregory, one of our transit planners, would be happy to answer any questions. She is copied on this email.

Kind regards,

Carli

Twitter

1. When can we get some public #transit options? @dartmedia @TrinityMetro @CityOfArlington.

Sure would be nice to have regular #bus or #rail options for @dallascowboys games at @ATTStadium & future @Rangers at @GlobeLifeField. – Loren S. (@txbornviking)

They would never give up that parking revenue. My family has one parking spot for each cowboy game and it costs \$120. – Chris Greer (@greer_tcu)

The poison of our #autocentric culture. – Loren S. (@txbornviking)

Would sure help with public safety too. – Sean Crotty (@SeanCrtt)

I think Arlington needs a reality check... – Jeriat Gillum (@Jeriat817)

Written

1. Attachment 2

Other


Twitter

1. On April 26 join @NCTCOGtrans and partners for EarthxTransportation: Sirens, Schools and Shippers -

Efficiency Solutions for Fleets Serving Our Communities, a half day workshop @earthxorg #CleanCities – Oklahoma Clean Cities (@OKCleanCities)

Also check out <https://www.dfwcleancities.org/earthxworkshop> for additional details – Oklahoma Clean Cities (@OKCleanCities)

2. "...The mossback idiots go to the COG because they can't get their way downtown anymore...." <http://www.dallasobserver.com/news/smelly-deal-for-klyde-warren-deck-park-expansion-11617089> ... via @dallas_observer @KlydeWarrenPark @NCTCOGtrans – FairParkRising (@FairParkRising)

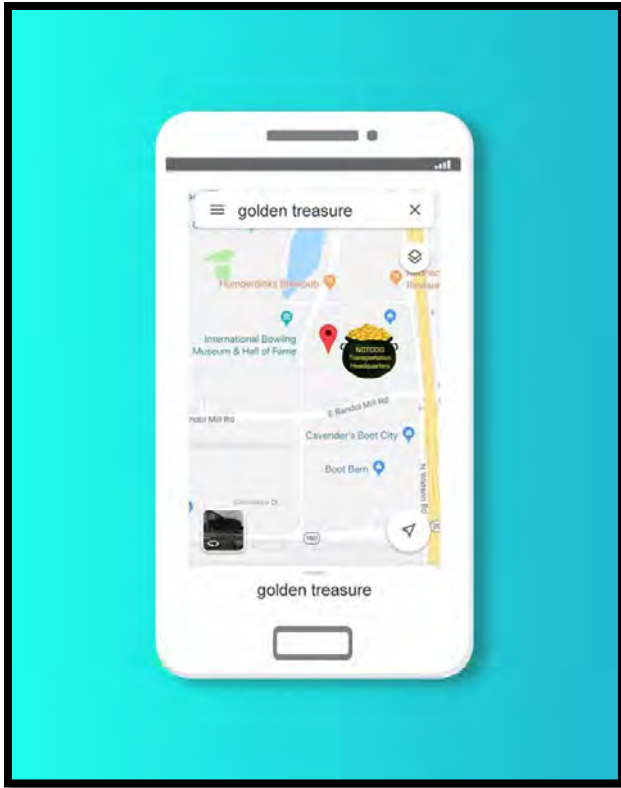


3. The Open Streets experience takes place on April 7th. Join in the fun! @TrinityMetro @CityofFortWorth @nearsouthside @UrbanFortWorth @NCTCOGtrans @TarrantCountyTX @VisitFortWorth @FTWChamber – Sal Espino (@SAL_FW)



Facebook

1. Searched "golden treasure" on Google Maps today and look what came up! 🗺️😊 – NCTCOG Transportation Department



Fell for it. – Suzi Rumohr

Suzi, for what it's worth, I know you're not the only one. Happy April Fools' Day! –
NCTCOG Transportation Department

Written

1. Attachment 3



PUBLIC COMMENT SHEET

Name Manim Hamed
Organization UNT student
E-mail _____ Phone _____
Address _____
City Fork Worth State TX Zip Code 76137

Please provide written comments below:

Denton needs better roads, more street lights, and more public transport (affordable) across the metroplex.

Please also preserve green space? plant more trees everywhere. Use native plants, especially green space on 114. It doesn't look like there will be expansion for 10-20 years, so trees would be awesome!



PUBLIC COMMENT SHEET

Name Arnan Iyer
 Organization _____
 E-mail- _____ Phone _____
 Address _____
 City Plano State TX Zip Code 75025

Please provide written comments below:

I really love using DART/DCTA!
 I would love to see a program or
 community event centered around cleaning
 the trains, or more posters that emphasize
 cleanliness.
 Thanks!



PUBLIC COMMENT SHEET

Name Edgar Alvarez
Organization _____
E-mail _____ Phone _____
Address _____
City Waken State TX Zip Code 76210

Please provide written comments below:

Construction under 1-35 and South loop is
very dangerous! And Wash University Drive
Turns are dangerous too!



A monthly update on activities of the Regional Transportation Council and the North Central Texas Council of Governments Transportation Department

May 2019

Calendar

May 1, 8:30 am

TRTC Meeting

Fort Worth Central Station
1001 Jones St.
Fort Worth, TX 76102

May 3, 11 am

DRMC Meeting

North Texas Tollway Authority
5900 W. Plano Parkway
Plano, TX 75093

May 9, 1 pm

**Regional Transportation Council
NCTCOG**

Transportation Council Room
616 Six Flags Drive
Arlington, TX 76011

May 13, 6 pm

Public Meeting

NCTCOG
Transportation Council Room
616 Six Flags Drive
Arlington, TX 76011

May 24, 1:30 pm

**Surface Transportation
Technical Committee**

NCTCOG
Transportation Council Room
616 Six Flags Drive
Arlington, TX 76011

Mayors recognized by RTC for bike trail funding



The mayors of five regional cities were recognized by the Regional Transportation Council in April for their commitment to fund a regional bike trail.

The Fort Worth to Dallas Regional Veloweb Trail will connect downtown Fort Worth to downtown Dallas, winding through Arlington, Grand Prairie and Irving along the way.

The mayors of five cities gathered April 11 in celebration of the funding of the 53-mile Fort Worth to Dallas Regional Veloweb Trail. All sections are expected to be complete by 2023.

Mayors Betsy Price (Fort Worth), Jeff Williams (Arlington), Ron

Jensen (Grand Prairie), Rick Stopfer (Irving) and Mike Rawlings (Dallas) spoke in support of connections that allow people across the region to experience Dallas-Fort Worth's natural environment, and the regional cooperation this partnership exemplifies. They also attended a luncheon during which they exchanged ideas about how to market and enhance the trail as a regional destination when it is complete.

The RTC approved \$9 million in funding in October to complete a \$3.1-mile section in Fort Worth and Grand Prairie, which will result in a 53-mile continuous trail. All sections of the regional trail are anticipated to be complete by 2023.

A map and more information about the Fort Worth to Dallas Regional Veloweb Trail is provided at www.nctcog.org/FWtoDALTrail.

Now that funding has been secured, attention turns to branding and marketing the trail, which could attract eco-tourism opportunities as well as recreational sporting events such as marathons and triathlons.



North Central Texas
Council of Governments

For more information about Local Motion topics, contact Brian Wilson at 817-704-2511 or bwilson@nctcog.org. Visit www.nctcog.org/trans for more information on the department.

North Texans encouraged to observe Bike to Work Day on May 17

Get ready to spend a little more time on two wheels. May is Bike Month, and there are many opportunities across the region for students and professionals to pedal to their destinations. And the weather is warming up, which could provide more chances to ride.

National Bike to Work Week is May 13-17. Bike to School Day is May 8. Bike to Work Day is May 17. NCTCOG is partnering with Dallas Area Rapid Transit and Bike DFW to reach out to bicyclists on Bike to Work Day to provide information on safe riding techniques and encourage them to enter their alternative commutes at www.tryparkingit.com, the region's alternative-commute website.

NCTCOG encourages residents to commute by bike or other alternative transportation modes, in support of the national event initiated by the League of American Bicyclists. People who live far away from work may consider combining modes. Maybe they could bicycle to a transit stop and take a bus or train to the office. Buses and trains run by Dallas Area Rapid Transit, the Denton County Transportation Authority and Trinity Metro are equipped to carry bicycles.

For more information, visit www.nctcog.org/biketowork.

Jayden Crook wins 2019 NCTCOG transportation art contest

Congratulations to Jayden Crook, who won this year's NCTCOG transportation art contest, held annually to showcase the talents of students around the region. Jayden is the 6-year-old son of Chedel Townsend, who works in the Transportation Department's Aviation Program.

This year, we asked children of our staff to illustrate how neighborhoods are the building blocks of transportation. The entries were judged by a panel of Transportation Department staff and RTC officers.



Jayden's artwork will be featured in Progress North Texas 2019, which will be published this spring. The report highlights progress in the transportation system over the past year, using data and performance measures to demonstrate how the region is meeting the challenges posed by growth.

Other top finishers were: Andrew Wilson, 8, second place; Alexis Mize, 16, third place; and Keira Mize, 11, honorable mention.

All four students' artwork will appear in Progress North Texas 2019. The report will be available online at www.nctcog.org/ourregion.

VW SETTLEMENT

Workshop to discuss grants set for May 16

The first of several workshops to discuss the Volkswagen Environmental Mitigation Trust funds is scheduled for May 16 at NCTCOG's Arlington Offices.

Dallas-Fort Worth is expected to receive more than \$33 million as part of the Volkswagen settlement.

Grants can replace or repower on-road local freight trucks, refuse haulers, school buses, transit/shuttle buses or port drayage trucks.

The grants will fund up to 80% of repair or repower of government-owned assets. Non-government vehicles can be repowered or replaced with electric at up to 50%, repowered with any fuel at up to 40%, and replaced with any fuel at up to 25%. (Drayage trucks are covered at up to 50%.)

Grants for port cargo-handling equipment or airport ground support equipment can fund replacement or repowering with electric at up to 80% for government-owned projects or at 50% for non-government projects. This includes the cost of charging infrastructure.

Visit www.TexasVWFund.org for the latest updates and workshop information.

REGIONAL News

Collaboration to help students with transit

The RTC approved two new pilot projects related to students with Tarrant County College, the Arlington Independent School District and the University of Texas at Arlington.

One project, which provides Trinity Metro transit passes for Tarrant County College students, has been funded by Trinity Metro, but with the RTC's assistance, the current funding can be used to help provide additional scholarships. The RTC will provide \$300,000 over two years for the transit passes.

The RTC is providing \$500,000 for the second project, which involves providing transit in Arlington among Arlington ISD campuses, TCC, UTA and park-and-ride lots.

NCTCOG staff met with the Secretary of Housing and Urban Development Dr. Ben Carson and Tarrant County College Chancellor Dr. Eugene Giovannini last year to discuss the importance of transportation in the success of students from disadvantaged populations.

The collaboration resulted in a commitment to a more holistic approach to assist those in poverty on numerous fronts. This includes housing, health and wellness, transportation, and education.

Both projects are consistent with the programs and policies in Mobility 2045, as well as Access North Texas.

Union Station renamed to honor Johnson

Union Station in Dallas has a new name. The DART board voted last month to rename the building Eddie Bernice Johnson Union Station.

Johnson, who is a member of the US House Transportation & Infrastructure Committee, has been a major proponent for DART and public transportation during her time in Washington, DC. Eddie Bernice Johnson Union Station is served by DART, the Trinity Railway Express and Amtrak.

Additionally, two TRE stations in downtown Fort Worth have new names. The Intermodal Transportation Center, or ITC, is now known as Fort Worth Central Station. The Texas & Pacific Station, or T&P, will now be called Fort Worth T&P Station.

Transportation Resources

Facebook

Facebook.com/nctcogtrans

Twitter

Twitter.com/nctcogtrans

YouTube

YouTube.com/nctcogtrans

Instagram

Instagram.com/nctcogtrans

Publications

NCTCOG.org/trans/outreach/publications.asp

Partners

Dallas Area Rapid Transit
DART.org

Denton County Transportation Authority
DCTA.net

North Texas Tollway Authority
NTTA.org

Texas Department of Transportation
TxDOT.gov

Trinity Metro
RideTrinityMetro.org

By the Numbers

\$800,000

Amount of money approved by the RTC for two projects to help students with transit.

PUBLIC *Involvement*

Public to hear transportation updates May 13

NCTCOG will host a public meeting in May to provide updates on several transportation planning efforts across the region.

The meeting will take place at NCTCOG's Arlington offices, 616 Six Flags Drive, at 6 pm Monday, May 13.

The Unified Planning Work Program for regional transportation planning provides a summary of the transportation and related air quality planning efforts to be conducted by NCTCOG as the metropolitan planning organization. Draft recommendations for the Fiscal Year 2020

and Fiscal Year 2021

UPWP will be presented for public review and comment.

Public Meeting Details
Monday, May 13, 2019, 6 pm NCTCOG 616 Six Flags Drive Arlington, TX 76011

Additionally, staff will present a recommended summary of projects to receive funding as part of a 2019 Transportation Alternatives Set-Aside Program Call for Projects.

The National Highway System is a network of nationally significant roadways that support the movement of people and goods between population centers, international border crossings, major military installations and intermodal facilities.

In 2018, the Federal Highway Administration initiated a universal review of the NHS for the first time since its inception. Draft recommendations for the Dallas-Fort Worth area from this review will be presented.

Proposed modifications to the FY2018 and FY2019 UPWP will be available online for review and comment. Educational material and information on how to report a smoking vehicle is available upon request. The Regional Smoking Vehicle Program allows North Texans to help improve air quality by anonymously reporting vehicles emitting visible smoke and pollution. To watch the meeting online, click the "live" tab at www.nctcog.org/video. A recording of the presentations will also be posted at www.nctcog.org/input.

DALLAS DISTRICT

PROGRESS

Monthly Report on Dallas District Projects and Topics

COLLIN CO. | DALLAS CO. | DENTON CO. | ELLIS CO. | KAUFMAN CO. | NAVARRO CO. | ROCKWALL CO.

GETTING OUT **THE WORD** ON SAFETY

SPRING USHERS-IN MAJOR CAMPAIGNS IN THE DALLAS DISTRICT



DALLAS — Springtime in Texas means bluebonnets, barbecues, baseball and safety.

Each spring, TxDOT launches several safety campaigns, all with the intent to save lives.

Several have already started with more on the horizon.

Here's a look at a few upcoming campaigns:

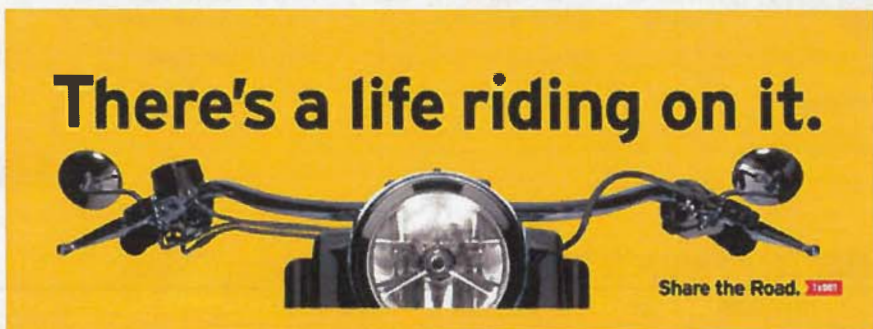
CLICK IT OR TICKET IT

"Click It or Ticket" urges motorists to always buckle up, because we know seat belts save lives and prevent serious injuries. TxDOT has been participating in the campaign since 2002. At that time, only 76.1 percent of Texans used their seat belts. Today, Texas is one of 16 states that has achieved at least an 85 percent statewide seat belt use rate.

Federal safety officials report that three out of four people who are ejected in a crash die from their injuries. Buckling up can also protect you from getting an expensive ticket, especially between May 20 and June 2 when law enforcement officials give extra focus to ticketing drivers and passengers who are not buckled up.

DRIVE CLEAN TEXAS

TxDOT "Drive Clean Texas" campaign is asking drivers to make simple adjustments to reduce air pollution and save money. Dallas/Fort Worth does not currently meet federal air quality standards, because air pollutant levels are too high.



SOURCES: Texas Department of Transportation.

TxDOT image

One of the new campaign ads for TxDOT's SHARE THE ROAD: Look Twice For Motorcycles.

The campaign stopped at the Dallas' EARTHx conference and featured the Drive Clean Texas Road Trip game to educate participants on eco-driving, simple adjustments they can make as a safe driver.

Some ways how you can help reduce vehicle emissions as a motorist: Stop at the click on your gas cap, avoid aggressive driving, fill up when it's cool, keep up on vehicle maintenance and share rides. Visit drivecleantexas.org for more information.

SHARE THE ROAD: Look Twice For Motorcycles

"Look Twice for Motorcycles" campaign urges motorists to look twice for motorcycles as part of National Motorcycle Safety Awareness Month in May.

In 2018, springtime (March to May) Texas saw 2,341 motorcycle crashes and 120 fatalities. In 2018, there was a 17 percent decrease in motorcycle fatalities from 2017, but there is still awareness to be made.

"Share the Road: Look Twice for Motorcycles" is a key component of #EndTheStreakTX. The campaign is scheduled to stop in Frisco later in May. ■

PERCENTAGE OF SEAT BELT USAGE IN TEXAS:

CIRCA 2002	76.1%
TODAY (2019)	85%

IN 2018, SPRINGTIME (MARCH TO MAY) TEXAS SAW:

MOTORCYCLE CRASHES	2,341
FATALITIES	120

TxDOT graphic

APRIL 2019 LET PROJECTS (SUBJECT TO CHANGE)

	CSJ NUMBER	HWY	LIMITS	TYPE OF WORK	EST. (M)	BID (M)	(%)	EST. TOTAL COSTS (M)**	CONTRACTOR
1	0173-02-071*	SH 34	Various locations in Kaufman Co.	Rehab exist. rdwy, add shldr/replace bridge/approaches	\$33.19	\$33.26	0.23%	\$39.80	Sterling Delaware Holding Co., Inc.
2	0918-47-062	CS	On 3rd St. at Keller Branch in the City of Lancaster	Replace bridge and approaches	\$0.74	\$0.79	8.01%	\$0.85	Hodges and Son Construction Co., Inc.
3	0093-02-021	SH 14	Freestone County Line to I-45	Pavement repair, overlay and pavement markings	\$3.61	\$3.35	-7.27%	\$4.57	Knife River Corp. - South
4	0009-02-040	SH 78; SS 244	SH 78 in Garland: I-635 to Forest Ln; SS 244 from NW Hwy at Plano Rd and at Jupiter Rd	Traffic signals and intersection improvement	\$3.62	\$4.60	27.16%	\$5.56	Gibson & Associates, Inc.
5	0008-08-076	SH 180	E of UPRR to W N. Merrifield Rd	Mill, overlay/flexible pvmt. repair on frontage roads	\$1.44	\$1.12	-22.03%	\$1.73	Texas Materials Group, Inc.
6	0172-05-115*	US 287	At Walnut Grove Rd	Construct interchange	\$24.23	\$27.62	13.98%	\$28.67	OHL USA, Inc.
7	0561-01-024	SH 274	Henderson CL to US 175	Rehabilitate existing pavement and slope failure repair	\$3.73	\$3.75	0.52%	\$4.38	Texas Materials Group, Inc.
8	2250-02-017	SL 288	I-35 to FM 2164; FM 428 to US 380	Install median concrete barriers	\$3.19	\$3.18	-0.40%	\$3.80	Ed Bell Construction Co.
9	0353-04-106	SS 348; SL 12	SS 348 from SH 114 to SL 12; SL 12 from SS 348 to US 75	Mill, concrete full depth repair, overlay & pvmt markings	\$9.27	\$12.97	39.88%	\$10.49	Austin Bridge & Road Services, LP
	0918-47-178*	CS	Various in the Dallas District	Improve traffic signals	\$1.02	\$1.33	29.77%	\$1.20	Durable Specialties, Inc.
					\$84.04	\$91.97	9.44%	\$101.05	
					\$241.54	\$245.27			
									\$756.62

*Unmapped.

** Estimated Total Project Costs includes est. PE, ROW, E&C, Indirect Costs and Potential Change Order Costs at the time of bid.

* Project is an A+B bidding project.

MAY 2019 PROJECTED LETTING PROJECTS (SUBJECT TO CHANGE)

	CSJ NUMBER	HWY	LIMITS	TYPE OF WORK	EST. (M)
1	0092-07-060	SH 356	N Belt Line Rd to N. Macarthur Blvd.	Mill, overlay, and flexible pavement repair on frontage road	\$2.48
2	0095-14-029	I-20	Big Brushy Creek to SH 34	Bridge deck replacement, rubbilize existing pavement, overlay and pavement markings	\$15.59
3	0816-05-022	FM 2862	Westover Lane to SH 121	Provide additional paved surface	\$3.30
4	0817-01-026	FM 428; FM 2931	FM 428 from FM 3524 to US 377; FM 2931 from US 380 to N of US 380	Mill & inlay, pavement repair and markings	\$2.30
5	1392-01-041	FM 1378	FM 2514 to south of FM 2786	Provide additional paved surface width	\$5.72
	0092-02-129*	I-45; etc	Various locations	Install guide signs	\$0.96
	0918-00-295*	VA	Various locations in the Dallas District	Construction of rumble strips and pvmt markings and markers	\$3.05
	0162-03-042*	SH 31	Various locations	Install median cable barriers	\$6.83
				ESTIMATED TOTAL	\$40.23

*Unmapped

COMPLETED CONSTRUCTION PROJECTS (FROM APRIL 1 – 30, 2019)

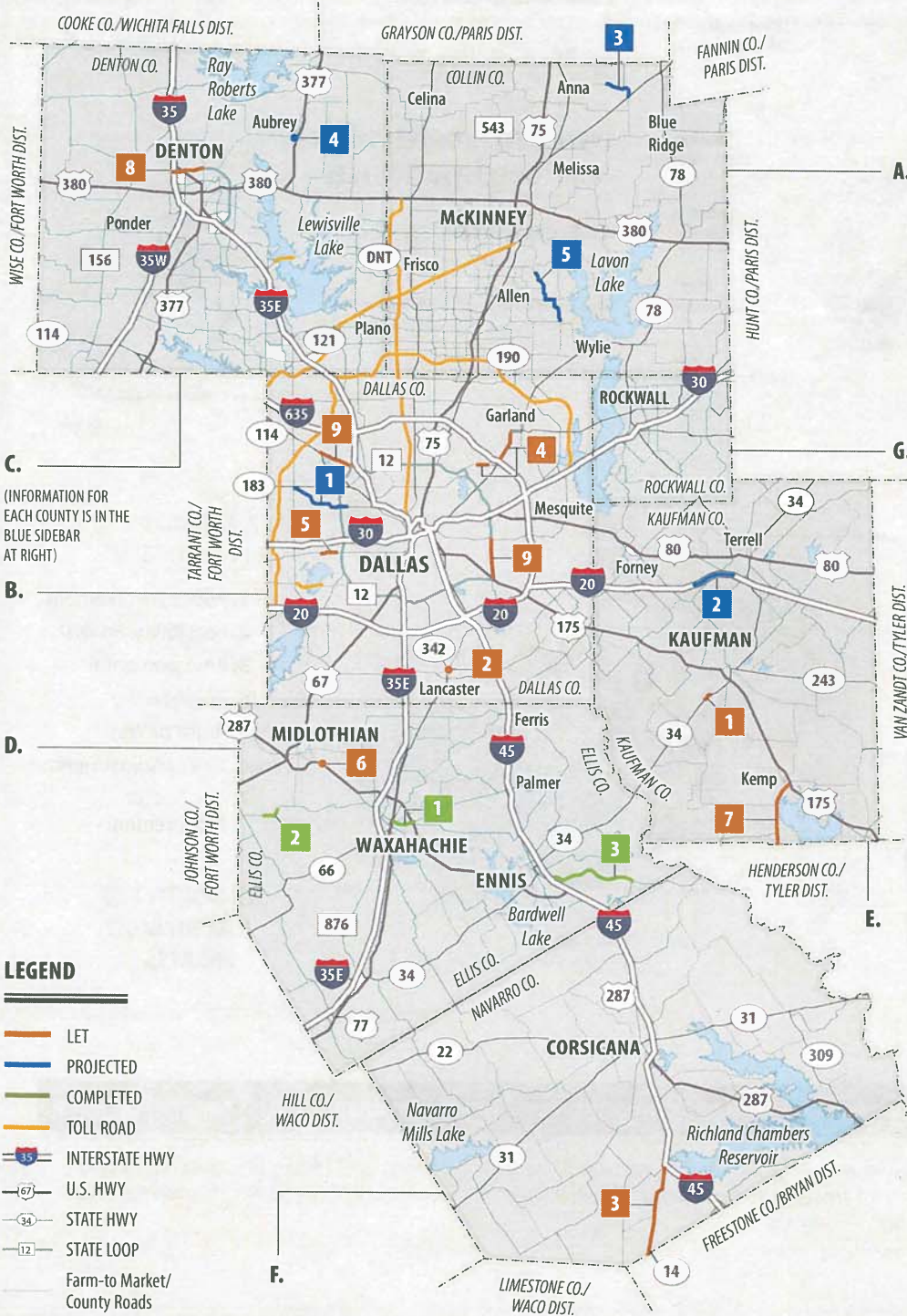
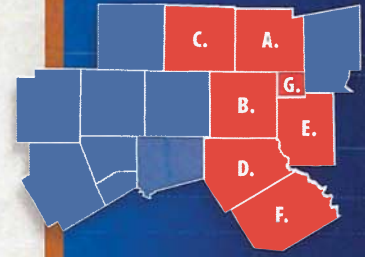
	CSJ NUMBER	HWY	LIMITS	TYPE OF WORK	COST (M)	COMPLETION DATE
1	0596-04-041	FM 878	US 77 in Waxahachie to US 287	Mill, base repair & resurface and add shoulders	\$6.99	04/04/2019
2	0815-08-031	FM 875	0.6 miles W of Norrell to 0.3 miles N of Jordan	Widen, safety treat fixed objects and centerline texturing	\$8.80	04/30/2019
3	1050-01-017	FM 85	I-45 to FM 1182	Add shoulders and rehabilitate roadway	\$12.87	04/16/2019
				ESTIMATED TOTAL	\$28.66	

SOURCE: Texas Department of Transportation.

TxDOT graphic

DALLAS DISTRICT PROJECTS MAP

Colored and numbered boxes correspond with the charts on page 2 and show projects that have let in April, are projected to let in May, or have recently been completed.



LEGEND

- LET
- PROJECTED
- COMPLETED
- TOLL ROAD
- INTERSTATE HWY
- U.S. HWY
- STATE HWY
- STATE LOOP
- Farm-to-Market/County Roads

SOURCE: TxDOT research.
*POPULATION ESTIMATE: NCTCOG.

2019 DALLAS DISTRICT ESTIMATE TOTALS

VEHICLE REGISTRATION | 4,085,742
*POPULATION ESTIMATE | 4,905,280
LANE MILES | 10,753.693

A. COLLIN COUNTY

VEHICLE REGISTRATION: 799,926
*POPULATION ESTIMATE: 1,010,330
LANE MILES: 1,462.514

B. DALLAS COUNTY

VEHICLE REGISTRATION: 2,155,995
*POPULATION ESTIMATE: 2,554,770
LANE MILES: 3,377.212

C. DENTON COUNTY

VEHICLE REGISTRATION: 680,143
*POPULATION ESTIMATE: 874,240
LANE MILES: 1,633.926

D. ELLIS COUNTY

VEHICLE REGISTRATION: 181,071
*POPULATION ESTIMATE: 189,820
LANE MILES: 1,526.862

E. KAUFMAN COUNTY

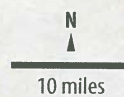
VEHICLE REGISTRATION: 124,760
*POPULATION ESTIMATE: 124,850
LANE MILES: 1,215.130

F. NAVARRO COUNTY

VEHICLE REGISTRATION: 52,355
*POPULATION ESTIMATE: 50,250
LANE MILES: 1,191.856

G. ROCKWALL COUNTY

VEHICLE REGISTRATION: 91,492
*POPULATION ESTIMATE: 101,020
LANE MILES: 346.193



DISTRIBUTION OF TOTAL STATE HIGHWAY FUND* RECEIPTS

TOTAL RECEIPTS: \$9.936 billion

Federal Reimbursements
\$4,169.5 million
42%

Local Participation
\$216.4 million
2%

State Fees, Taxes and Other
\$4,849.0 million
49%

Motor Fuel Tax\$2,630.1 million
Vehicle License Fees\$1,437.4 million
Proposition 1\$439.5 million
Lubricant Sale Tax\$44.9 million
Other State Receipts\$297.1 million

Sale of Bonds -
\$700.7 million - 7%

TOTAL DISBURSEMENTS*: \$10.499 billion

Plan - \$1,593.5 million - 15%

Debt Service Transfers/Payments
\$377.7 million - 4%

Build - \$2,531.8 million
24%

Other Agency Expenditures/Transfers - \$531.2 million
5%

Transfer to Other Agencies \$200.8 million
Other Agency Expenditures \$330.4 million

Manage
\$239.6 million
2%

Maintain
\$3,930.2 million
37%

Prop 1
\$1,130.2 million
11%

Use
\$165.2 million - 2%

*Includes all expenditures to appropriated State Highway Fund.

DISTRIBUTION OF TEXAS MOTOR FUEL TAXES

GROSS TAX COLLECTED BY STATE COMPTROLLER:
\$3.667 billion

Public Schools - \$883.0 million
24%

Refunds, Collection Expenses and Other - \$153.9 million
4%

State Highway Fund - \$2,630.1 million
72%

DISTRIBUTION OF TEXAS MOTOR VEHICLE REGISTRATION FEES

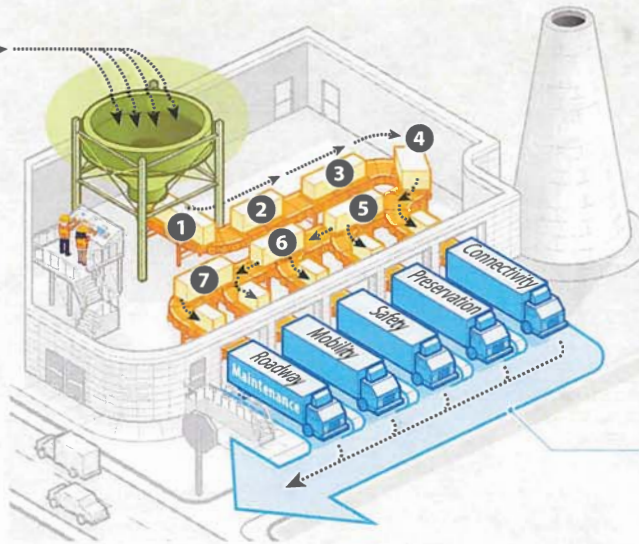
GROSS COLLECTIONS: \$1.850 billion

State Highway Fund
\$1,437.4 million
78%

Counties
\$412.9 million - 22%

TxDOT graphic

1. FUNDING SOURCES



2. ADVANCED PLANNING

1. Public Involvement
2. Feasibility Analysis
3. Environmental
4. Engineering
5. Right of Way
6. Utility Adjustment
7. Contractor Procurement

3. MOBILITY AND MAINTENANCE PROJECTS

TxDOT graphic by DEAN HOLLINGSWORTH/Information Specialist



KUDOS! : Project-Related Comments for the Texas Department of Transportation

PATRICK B. OF ROYSE CITY, TX: "Just a note of thanks for posting project information on line. I live in Rockwall County on FM 2453. It is currently being reconstructed. I got information on line and also from your Kaufman office. I talked to Contractor about project. You all do great work! Thanks and keep it up!" — Patrick B.

SOURCE: Texas Department of Transportation.

TxDOT graphics

DALLAS DISTRICT | PROGRESS



TEXAS DEPARTMENT OF
TRANSPORTATION
4777 E. Highway 80
Mesquite, TX
75150-6643

FOR MORE INFORMATION:
214-320-4480
dalinfo@txdot.gov
www.txdot.gov



REPORT A POTHOLE:

Visit [www.txdot.gov/contact-us/formhtml?form=Report a Pothole](http://www.txdot.gov/contact-us/formhtml?form=Report+a+Pothole) or call 800.452.9292. Progress report can be downloaded at <http://www.txdot.gov/inside-txdot/district/dallas/progress.html>