



STAR
COMMUNITIES


SUSTAINABILITY
TOOLS FOR
ASSESSING &
RATING COMMUNITIES

***SET GOALS.
MEASURE PROGRESS.
IMPROVE YOUR COMMUNITY.***

BUILT BY AND FOR LOCAL GOVERNMENTS



COMMON FRAMEWORK. STANDARD METRICS.



CERTIFICATION LEVELS

Certified 5-STAR Community (650+ points)

Recognized as top tier achiever in national sustainability

Certified 4-STAR Community (450-649 points)

Recognized for national excellence

Certified 3-STAR Community (250-449 points)

Recognized for sustainability leadership

Reporting STAR Community

Currently pursuing certification

Member STAR Community

A community that has expressed a commitment to the STAR Communities' mission and is using the STAR Community Rating System informally



CERTIFIED STAR COMMUNITIES

Nearly 60 US cities and counties have received a STAR Community Rating!



5-STAR Community

- Baltimore, MD
- Cambridge, MA
- Northampton, MA
- Seattle, WA

4-STAR Community

- [Austin, TX](#)
- Boise, ID
- Broward County, FL
- Burlington, VT
- Columbus, OH
- Davenport, IA
- Dubuque, IA
- Evanston, IL
- Henderson, NV
- Iowa City, IA
- Kansas City, MO
- King County, WA
- Las Vegas, NV
- Lawrence, KS
- Louisville, KY
- Memphis, TN
- [Plano, TX](#)
- Portland, OR
- Raleigh, NC
- Steamboat Springs, CO
- Tacoma, WA
- Tucson, AZ
- Washington, DC
- West Palm Beach, FL

3-STAR Community

- Abington, PA
- Albany, NY
- Atlanta, GA
- Beaverton, OR
- Birmingham, AL
- Blue Island, IL
- Chandler, AZ
- Charles City, IA
- Cleveland, OH
- Columbia, MO
- Des Moines, IA
- El Cerrito, CA
- Fayetteville, AR
- Fort Collins, CO
- [Houston, TX](#)
- Indianapolis, IN
- Las Cruces, NM
- Lee County, FL
- Monroe County, FL
- Palm Bay, FL
- Park Forest, IL
- Phoenix, AZ
- Reading, PA
- Riverside, CA
- Rosemount, MN
- St. Louis, MO
- St. Petersburg, FL
- [San Antonio, TX](#)
- Wichita, KS
- Winston-Salem, NC
- Woodbridge, NJ

STAR 2.0 FRAMEWORK OF GOALS & OBJECTIVES

Built Environment	Climate & Energy	Economy & Jobs	Education, Arts, & Community	Equity & Empowerment	Health & Safety	Natural Systems
BE-1: Ambient Noise & Light	CE-1: Climate Adaptation	EJ-1: Business Retention & Development	EAC-1: Arts & Culture	EE-1: Civic Engagement	HS-1: Active Living	NS-1: Green Infrastructure
BE-2: Community Water Systems	CE-2: Greenhouse Gas Mitigation	EJ-2: Green Market Development	EAC-2: Community Cohesion	EE-2: Civil & Human Rights	HS-2: Community Health	NS-2: Biodiversity & Invasive Species
BE-3: Compact & Complete Communities	CE-3: Greening the Energy Supply	EJ-3: Local Economy	EAC-3: Educational Opportunity & Attainment	EE-3: Environmental Justice	HS-3: Emergency Management & Response	NS-3: Natural Resource Protection
BE-4: Housing Affordability	CE-4: Energy Efficiency	EJ-4: Quality Jobs & Living Wages	EAC-4: Historic Preservation	EE-4: Equitable Services & Access	HS-4: Food Access & Nutrition	NS-4: Outdoor Air Quality
BE-5: Infill & Redevelopment	CE-5: Water Efficiency	EJ-5: Targeted Industry Development	EAC-5: Social & Cultural Diversity	EE-5: Human Services	HS-5: Health Systems	NS-5: Water in the Environment
BE-6: Public Parkland	CE-6: Local Government GHG & Resource Footprint	EJ-6: Workforce Readiness	EAC-6: Aging in the Community	EE-6: Poverty Prevention & Alleviation	HS-6: Hazard Mitigation	NS-6: Working Lands
BE-7: Transportation Choices	CE-7: Waste Minimization				HS-7: Safe Communities	

3 MAIN BENEFITS FOR PLANO

Overview of Plano's Score

Communities pursuing STAR certification accumulate points for their achievements across 7 goal areas that are used to determine their rating. Each community chooses which measures to report on from a menu of over 500+ quantitative outcome and qualitative action measures. This allows local governments to report on the measures that are most important and relevant to their communities. STAR Communities performs a rigorous third party analysis of each application to ensure conformity with national standards and best practices before certifying a community.

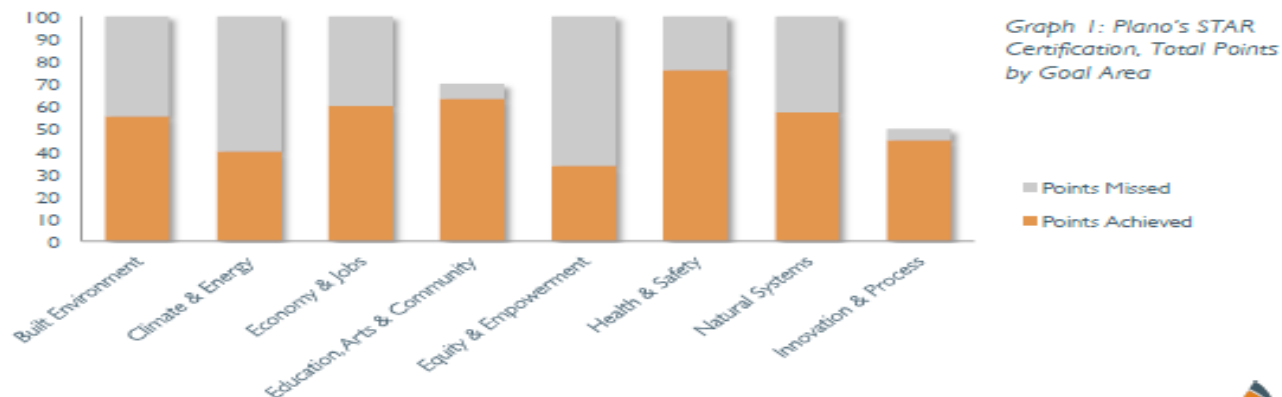
There are three STAR certification levels: 3-STAR Community (200-399 points), 4-STAR Community (400-599 points), and 5-STAR (600+ points).

On May 5, 2015, Plano received a 4-STAR Certification, recognized for national excellence, by earning 431.6 points. The chart below illustrates Plano's strong point achievement in Education, Arts & Community and Health & Safety. In other goal areas such as Equity & Empowerment and Climate & Energy, Plano left many points on the table.



Goal Area	Points Achieved	Points Missed	Points Available	Percent Achieved
Built Environment	55.6	44.4	100	56%
Climate & Energy	40.1	59.9	100	40%
Economy & Jobs	60.1	39.9	100	60%
Education, Arts & Community	63.5	6.5	70	91%
Equity & Empowerment	33.7	66.3	100	34%
Health & Safety	76.2	23.8	100	76%
Natural Systems	57.4	42.6	100	57%
Innovation & Process	45	5	50	90%
Totals	431.6	288.4	720	60%

Table 3: Plano STAR Certification Final Score by Goal Area



1. SET GOALS: **PLANNING & POLICY MAKING**



INTEGRATE TARGETS & BENCHMARKS



Redevelopment of Regional Transportation Corridors Action Statements

Status

Develop a U.S. Highway 75 Corridor Plan to guide infill and redevelopment efforts.

PENDING

Update the [Urban Centers Study](#) to reevaluate locations that may serve as catalysts for redevelopment.

PENDING

Adopt regulatory strategies that permit or incentivize residential, employment, and other diverse uses in locations identified for compact complete centers.

PENDING

Develop design guidelines for residential development adjacent to expressways that reduce noise and provide for proper filtering, ventilation, and exhaust of vehicle air emissions.

PENDING

2. MEASURE PROGRESS: PERFORMANCE MGMT

ABOUT US

GET STARTED

ANNUAL REPORTING

STAR CERTIFIED

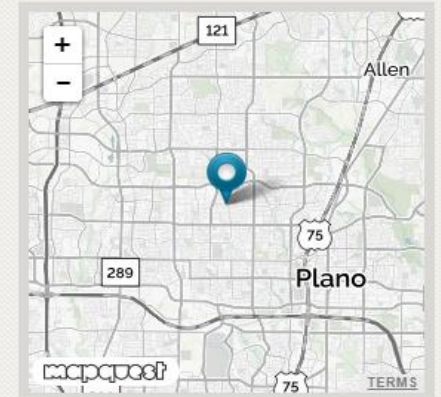
EDUCATION

NEWS



PLANO, TEXAS

[VIEW COMMUNITY INDICATORS](#)



COMMUNITY INFORMATION

Contact: Heather Merchant

Type of Governance: 0

Population: 273,000



LEADING STAR COMMUNITY INDICATORS

DRINKING WATER QUALITY



SAFE WASTEWATER MANAGEMENT



HOUSING AND TRANSPORTATION COSTS



TRANSPORTATION MODE SPLIT



TRANSPORTATION SAFETY



CLIMATE ADAPTATION, VULNERABILITY ASSESSMENT



GREENHOUSE GAS EMISSIONS



RENEWABLE ELECTRICAL ENERGY SUPPLY



TOTAL SOLID WASTE



THIRD GRADE READING PROFICIENCY



HIGH SCHOOL GRADUATION RATE & GRADUATION RATE EQUITY



ENVIRONMENTAL JUSTICE, RISK AND EXPOSURE



EQUITABLE ACCESS & PROXIMITY TO FOUNDATIONAL COMMUNITY ASSETS



BUSINESSES



EMPLOYMENT



MEDIAN HOUSEHOLD INCOME



LIVING WAGES



FOOD SECURITY AND ASSISTANCE



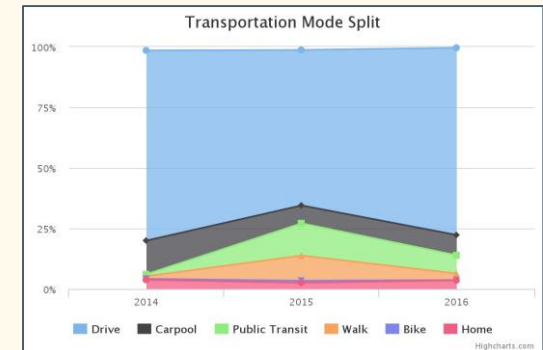
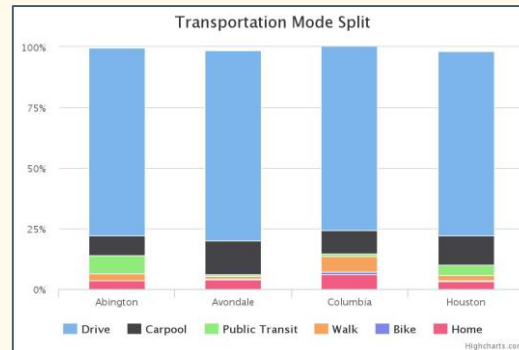
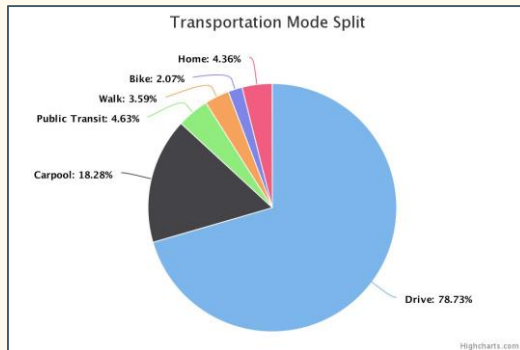
ACCESS TO HEALTHFUL FOOD



VIOLENT CRIME RATE



DESIGNATED GREEN INFRASTRUCTURE



3. IMPROVE YOUR COMMUNITY: **IMPLEMENTATION**

City of Plano Sustainability Implementation Plan

DEPARTMENT OF
ENVIRONMENTAL
HEALTH &
SUSTAINABILITY
2016

29 Point
Action Plan

ENGAGE EMPLOYEES & STAKEHOLDERS



IDENTIFY STRENGTHS & GAPS

Plano Receives SolSmart
Bronze Designation



Corporate Sustainability Forum



COMMUNICATE RESULTS



Thank You!