

## Appendix E: Survey Materials

Copies of the survey instruments and ancillary materials for the Resident Survey, Employer Survey and Employee Survey can be found on the following pages.

# Resident Survey Materials

The following pages contain an English and Spanish copy of the survey, in the form that would be mailed, as well as the outgoing envelope and the prenotification postcard. It also includes the phone script that was used originally for an oversample of Hispanic residents in the study area, but then was used on all households in the study area. Some questions from the mailed survey form were dropped for the phone script, but as interviewing began, additional questions (shown in red) were eliminated to try to shorten the average interview duration.



North Central Texas  
Council of Governments

Password: XXXXXX  
RESIDENT  
STREET ADDRESS  
CITY, STATE XXXXX-XXXX  
Bar code

¡Por favor, comparta sus experiencias en cuanto a este vecindario! Permita que un miembro de su familia o amigo que lea en inglés le ayude con la encuesta, o llene la encuesta en línea en:  
**www.bit.ly/nctcog2019**  
Para la versión en español haga clic en "Español" en la esquina superior a mano derecha. Su contraseña se encuentra arriba de su dirección a la izquierda.  
También puede llamar al 833-217-8024 para que llene la encuesta en español por teléfono.

Dear Resident,

Here's your chance to help your community and address travel related issues by telling us about your experiences.

The North Central Texas Council of Governments (NCTCOG), a voluntary association of local governments established to assist in regional planning, wants to better understand how residents in your area travel, why they choose to live where they do, and what they think about their neighborhoods.

**Please share your experience by completing this survey!** You may return your completed survey in the enclosed postage-paid envelope, or complete the survey online (you will need the password printed above your address at the top of this page) at: **www.bit.ly/2019nctcog**

The survey results will help NCTCOG and our planning partners from the cities of Dallas, Garland, Plano and Richardson as well as Dallas Area Rapid Transit (DART) better address real-world needs and develop land-use and transportation policies for the region.

We want to assure you that your answers to this survey will remain strictly confidential. This survey is being conducted by National Research Center, Inc. (NRC), on behalf of NCTCOG. For more information about the study, please visit the NCTCOG website page at:

<https://www.nctcog.org/trans/plan/land-use/tod/planning-studies/tod-survey>

**Thank you very much for your participation!**

**Q1. How long have you lived in your current home? .....** \_\_\_\_\_ *months* \_\_\_\_\_ *years*

**Q2. What was the zip code of the last home YOU MOVED FROM? ...** \_\_\_\_\_ *zip code*

**Q3. Please check all of the reasons that you moved from your last home to your current home.**

**(Check all that apply)**

- Changes in household status (e.g., number of people in household changed, employment status changed, etc.)
- Wanted a different neighborhood
- Wanted a different house type, style, size, lot or other amenities
- Workplace or school location changed
- Now able to work from home (telework)
- No longer able to work from home (telework)
- To reduce transportation expenses
- To reduce household expenses (heating/cooling, lawn care)
- Shorter or easier commute
- To be closer to a DART stop or station
- Something else, *please specify* \_\_\_\_\_

**Q4. Do you own or rent your current home? (Check one)**

- Own, with a mortgage     Own, without a mortgage     Rent     Other (please specify \_\_\_\_\_)

**Q5. What type of home do you currently live in? (Check one)**

- Single family house                       Apartment/condo (building with 3 or more apartments)  
 Duplex     Mobile home  
 Townhouse                                         Dorm or student housing  
 Other (please specify \_\_\_\_\_)

**Q6. How many bedrooms and bathrooms are in your current home? ..... bedrooms      bathrooms**

**Q7. What type of parking do you have for your current home? (Check all that apply.)**

- Garage attached to my home, or in my driveway                       No parking for current home  
 Free unassigned parking in garage or lot for my building/complex     Free unassigned space(s) on-street  
 Free assigned space(s) in a parking lot/garage or on-street             Free permitted street parking  
 Paid parking in a parking lot/garage     Paid permitted street parking  
 Other \_\_\_\_\_

**Q8. How many parking spaces are in your home's garage/ driveway or assigned exclusively to your housing unit? ..... spaces**

**Q9. About how much is your current monthly rent, mortgage payment (including taxes and insurance), or taxes and insurance if you own without a mortgage? ..... \$ \_\_\_\_\_**

**Q10. We would like to know about some places that might be near your home. For each place listed, please tell us: 1) Are they currently close to your home (within a half mile or about a 10-minute walk)? 2) Would you like them to be closer? 3) When you go to them, how do you currently get there? 4) And, if you had your choice, how would you like to get there? (Note: the "drive" choice below is whether you drive yourself or are riding in a car, including ride share services like Uber, Lyft or other ride services.)**

	Is it within a half mile of your home?		Would you like it to be closer?			To get there I currently...				To get there, I would prefer to...			
	Yes	No	Yes	No	Don't care	Never go	Drive	Use DART	Walk or bike	Never go	Drive	Use DART	Walk or bike
Rail station.....	<input type="checkbox"/>	<input type="checkbox"/>	<input type="checkbox"/>	<input type="checkbox"/>	<input type="checkbox"/>	<input type="checkbox"/>	<input type="checkbox"/>	<input type="checkbox"/>	<input type="checkbox"/>	<input type="checkbox"/>	<input type="checkbox"/>	<input type="checkbox"/>	<input type="checkbox"/>
Bus stop.....	<input type="checkbox"/>	<input type="checkbox"/>	<input type="checkbox"/>	<input type="checkbox"/>	<input type="checkbox"/>	<input type="checkbox"/>	<input type="checkbox"/>	<input type="checkbox"/>	<input type="checkbox"/>	<input type="checkbox"/>	<input type="checkbox"/>	<input type="checkbox"/>	<input type="checkbox"/>
Freeway.....	<input type="checkbox"/>	<input type="checkbox"/>	<input type="checkbox"/>	<input type="checkbox"/>	<input type="checkbox"/>	<input type="checkbox"/>	<input type="checkbox"/>	<input type="checkbox"/>	<input type="checkbox"/>	<input type="checkbox"/>	<input type="checkbox"/>	<input type="checkbox"/>	<input type="checkbox"/>
Parks and open space.....	<input type="checkbox"/>	<input type="checkbox"/>	<input type="checkbox"/>	<input type="checkbox"/>	<input type="checkbox"/>	<input type="checkbox"/>	<input type="checkbox"/>	<input type="checkbox"/>	<input type="checkbox"/>	<input type="checkbox"/>	<input type="checkbox"/>	<input type="checkbox"/>	<input type="checkbox"/>
Athletic facilities.....	<input type="checkbox"/>	<input type="checkbox"/>	<input type="checkbox"/>	<input type="checkbox"/>	<input type="checkbox"/>	<input type="checkbox"/>	<input type="checkbox"/>	<input type="checkbox"/>	<input type="checkbox"/>	<input type="checkbox"/>	<input type="checkbox"/>	<input type="checkbox"/>	<input type="checkbox"/>
Theaters, libraries, music venues.....	<input type="checkbox"/>	<input type="checkbox"/>	<input type="checkbox"/>	<input type="checkbox"/>	<input type="checkbox"/>	<input type="checkbox"/>	<input type="checkbox"/>	<input type="checkbox"/>	<input type="checkbox"/>	<input type="checkbox"/>	<input type="checkbox"/>	<input type="checkbox"/>	<input type="checkbox"/>
Place of worship/ religious institutions.....	<input type="checkbox"/>	<input type="checkbox"/>	<input type="checkbox"/>	<input type="checkbox"/>	<input type="checkbox"/>	<input type="checkbox"/>	<input type="checkbox"/>	<input type="checkbox"/>	<input type="checkbox"/>	<input type="checkbox"/>	<input type="checkbox"/>	<input type="checkbox"/>	<input type="checkbox"/>
Friends and family.....	<input type="checkbox"/>	<input type="checkbox"/>	<input type="checkbox"/>	<input type="checkbox"/>	<input type="checkbox"/>	<input type="checkbox"/>	<input type="checkbox"/>	<input type="checkbox"/>	<input type="checkbox"/>	<input type="checkbox"/>	<input type="checkbox"/>	<input type="checkbox"/>	<input type="checkbox"/>
Banking.....	<input type="checkbox"/>	<input type="checkbox"/>	<input type="checkbox"/>	<input type="checkbox"/>	<input type="checkbox"/>	<input type="checkbox"/>	<input type="checkbox"/>	<input type="checkbox"/>	<input type="checkbox"/>	<input type="checkbox"/>	<input type="checkbox"/>	<input type="checkbox"/>	<input type="checkbox"/>
Child care.....	<input type="checkbox"/>	<input type="checkbox"/>	<input type="checkbox"/>	<input type="checkbox"/>	<input type="checkbox"/>	<input type="checkbox"/>	<input type="checkbox"/>	<input type="checkbox"/>	<input type="checkbox"/>	<input type="checkbox"/>	<input type="checkbox"/>	<input type="checkbox"/>	<input type="checkbox"/>
Medical facilities.....	<input type="checkbox"/>	<input type="checkbox"/>	<input type="checkbox"/>	<input type="checkbox"/>	<input type="checkbox"/>	<input type="checkbox"/>	<input type="checkbox"/>	<input type="checkbox"/>	<input type="checkbox"/>	<input type="checkbox"/>	<input type="checkbox"/>	<input type="checkbox"/>	<input type="checkbox"/>
Grocery stores.....	<input type="checkbox"/>	<input type="checkbox"/>	<input type="checkbox"/>	<input type="checkbox"/>	<input type="checkbox"/>	<input type="checkbox"/>	<input type="checkbox"/>	<input type="checkbox"/>	<input type="checkbox"/>	<input type="checkbox"/>	<input type="checkbox"/>	<input type="checkbox"/>	<input type="checkbox"/>
Retail (e.g., clothing, etc.).....	<input type="checkbox"/>	<input type="checkbox"/>	<input type="checkbox"/>	<input type="checkbox"/>	<input type="checkbox"/>	<input type="checkbox"/>	<input type="checkbox"/>	<input type="checkbox"/>	<input type="checkbox"/>	<input type="checkbox"/>	<input type="checkbox"/>	<input type="checkbox"/>	<input type="checkbox"/>
Restaurants, bars coffee shops.....	<input type="checkbox"/>	<input type="checkbox"/>	<input type="checkbox"/>	<input type="checkbox"/>	<input type="checkbox"/>	<input type="checkbox"/>	<input type="checkbox"/>	<input type="checkbox"/>	<input type="checkbox"/>	<input type="checkbox"/>	<input type="checkbox"/>	<input type="checkbox"/>	<input type="checkbox"/>
Airport.....	<input type="checkbox"/>	<input type="checkbox"/>	<input type="checkbox"/>	<input type="checkbox"/>	<input type="checkbox"/>	<input type="checkbox"/>	<input type="checkbox"/>	<input type="checkbox"/>	<input type="checkbox"/>	<input type="checkbox"/>	<input type="checkbox"/>	<input type="checkbox"/>	<input type="checkbox"/>
Downtown.....	<input type="checkbox"/>	<input type="checkbox"/>	<input type="checkbox"/>	<input type="checkbox"/>	<input type="checkbox"/>	<input type="checkbox"/>	<input type="checkbox"/>	<input type="checkbox"/>	<input type="checkbox"/>	<input type="checkbox"/>	<input type="checkbox"/>	<input type="checkbox"/>	<input type="checkbox"/>
Schools (K-12).....	<input type="checkbox"/>	<input type="checkbox"/>	<input type="checkbox"/>	<input type="checkbox"/>	<input type="checkbox"/>	<input type="checkbox"/>	<input type="checkbox"/>	<input type="checkbox"/>	<input type="checkbox"/>	<input type="checkbox"/>	<input type="checkbox"/>	<input type="checkbox"/>	<input type="checkbox"/>
Colleges.....	<input type="checkbox"/>	<input type="checkbox"/>	<input type="checkbox"/>	<input type="checkbox"/>	<input type="checkbox"/>	<input type="checkbox"/>	<input type="checkbox"/>	<input type="checkbox"/>	<input type="checkbox"/>	<input type="checkbox"/>	<input type="checkbox"/>	<input type="checkbox"/>	<input type="checkbox"/>
Employment.....	<input type="checkbox"/>	<input type="checkbox"/>	<input type="checkbox"/>	<input type="checkbox"/>	<input type="checkbox"/>	<input type="checkbox"/>	<input type="checkbox"/>	<input type="checkbox"/>	<input type="checkbox"/>	<input type="checkbox"/>	<input type="checkbox"/>	<input type="checkbox"/>	<input type="checkbox"/>
Social services (veteran services, food assistance, etc.)..	<input type="checkbox"/>	<input type="checkbox"/>	<input type="checkbox"/>	<input type="checkbox"/>	<input type="checkbox"/>	<input type="checkbox"/>	<input type="checkbox"/>	<input type="checkbox"/>	<input type="checkbox"/>	<input type="checkbox"/>	<input type="checkbox"/>	<input type="checkbox"/>	<input type="checkbox"/>

Other places you would like to be closer: \_\_\_\_\_

**Q11. First, tell us what were the factors most important to you when you were looking for a home? Then tell us how well does your current home meet those expectations?**

	How important?			Meet expectations?		
	Essential	Somewhat important	Not important	Very well	Somewhat well	Not at all well
Cost of housing .....	<input type="checkbox"/>	<input type="checkbox"/>	<input type="checkbox"/>	<input type="checkbox"/>	<input type="checkbox"/>	<input type="checkbox"/>
Good investment potential.....	<input type="checkbox"/>	<input type="checkbox"/>	<input type="checkbox"/>	<input type="checkbox"/>	<input type="checkbox"/>	<input type="checkbox"/>
Newly built home.....	<input type="checkbox"/>	<input type="checkbox"/>	<input type="checkbox"/>	<input type="checkbox"/>	<input type="checkbox"/>	<input type="checkbox"/>
More living space.....	<input type="checkbox"/>	<input type="checkbox"/>	<input type="checkbox"/>	<input type="checkbox"/>	<input type="checkbox"/>	<input type="checkbox"/>
Less living space.....	<input type="checkbox"/>	<input type="checkbox"/>	<input type="checkbox"/>	<input type="checkbox"/>	<input type="checkbox"/>	<input type="checkbox"/>
Large yard .....	<input type="checkbox"/>	<input type="checkbox"/>	<input type="checkbox"/>	<input type="checkbox"/>	<input type="checkbox"/>	<input type="checkbox"/>
Less home and yard maintenance .....	<input type="checkbox"/>	<input type="checkbox"/>	<input type="checkbox"/>	<input type="checkbox"/>	<input type="checkbox"/>	<input type="checkbox"/>
Secondary living unit on property .....	<input type="checkbox"/>	<input type="checkbox"/>	<input type="checkbox"/>	<input type="checkbox"/>	<input type="checkbox"/>	<input type="checkbox"/>
Lots of parking .....	<input type="checkbox"/>	<input type="checkbox"/>	<input type="checkbox"/>	<input type="checkbox"/>	<input type="checkbox"/>	<input type="checkbox"/>
Near high quality K-12 schools .....	<input type="checkbox"/>	<input type="checkbox"/>	<input type="checkbox"/>	<input type="checkbox"/>	<input type="checkbox"/>	<input type="checkbox"/>
Neighborhood had a variety of housing styles .....	<input type="checkbox"/>	<input type="checkbox"/>	<input type="checkbox"/>	<input type="checkbox"/>	<input type="checkbox"/>	<input type="checkbox"/>
Neighborhood character and architecture .....	<input type="checkbox"/>	<input type="checkbox"/>	<input type="checkbox"/>	<input type="checkbox"/>	<input type="checkbox"/>	<input type="checkbox"/>
Quiet neighborhood .....	<input type="checkbox"/>	<input type="checkbox"/>	<input type="checkbox"/>	<input type="checkbox"/>	<input type="checkbox"/>	<input type="checkbox"/>
Sidewalks throughout the neighborhood .....	<input type="checkbox"/>	<input type="checkbox"/>	<input type="checkbox"/>	<input type="checkbox"/>	<input type="checkbox"/>	<input type="checkbox"/>
Low level of car traffic on neighborhood streets.....	<input type="checkbox"/>	<input type="checkbox"/>	<input type="checkbox"/>	<input type="checkbox"/>	<input type="checkbox"/>	<input type="checkbox"/>
Low crime rate within neighborhood .....	<input type="checkbox"/>	<input type="checkbox"/>	<input type="checkbox"/>	<input type="checkbox"/>	<input type="checkbox"/>	<input type="checkbox"/>
Lots of interaction with neighbors/lively neighborhood ....	<input type="checkbox"/>	<input type="checkbox"/>	<input type="checkbox"/>	<input type="checkbox"/>	<input type="checkbox"/>	<input type="checkbox"/>
Child-friendly neighborhood.....	<input type="checkbox"/>	<input type="checkbox"/>	<input type="checkbox"/>	<input type="checkbox"/>	<input type="checkbox"/>	<input type="checkbox"/>
Diverse neighbors in terms of ethnicity, race, and age .....	<input type="checkbox"/>	<input type="checkbox"/>	<input type="checkbox"/>	<input type="checkbox"/>	<input type="checkbox"/>	<input type="checkbox"/>
Economic level of neighbors similar to my level .....	<input type="checkbox"/>	<input type="checkbox"/>	<input type="checkbox"/>	<input type="checkbox"/>	<input type="checkbox"/>	<input type="checkbox"/>
Close to friends or family.....	<input type="checkbox"/>	<input type="checkbox"/>	<input type="checkbox"/>	<input type="checkbox"/>	<input type="checkbox"/>	<input type="checkbox"/>
Close to workplace.....	<input type="checkbox"/>	<input type="checkbox"/>	<input type="checkbox"/>	<input type="checkbox"/>	<input type="checkbox"/>	<input type="checkbox"/>
Close to school or college .....	<input type="checkbox"/>	<input type="checkbox"/>	<input type="checkbox"/>	<input type="checkbox"/>	<input type="checkbox"/>	<input type="checkbox"/>
Close to health services .....	<input type="checkbox"/>	<input type="checkbox"/>	<input type="checkbox"/>	<input type="checkbox"/>	<input type="checkbox"/>	<input type="checkbox"/>
Close to child care.....	<input type="checkbox"/>	<input type="checkbox"/>	<input type="checkbox"/>	<input type="checkbox"/>	<input type="checkbox"/>	<input type="checkbox"/>
Parks and open spaces nearby.....	<input type="checkbox"/>	<input type="checkbox"/>	<input type="checkbox"/>	<input type="checkbox"/>	<input type="checkbox"/>	<input type="checkbox"/>
Community centers, recreation centers or pools nearby...	<input type="checkbox"/>	<input type="checkbox"/>	<input type="checkbox"/>	<input type="checkbox"/>	<input type="checkbox"/>	<input type="checkbox"/>
Nearby theaters, libraries, music venues etc. ....	<input type="checkbox"/>	<input type="checkbox"/>	<input type="checkbox"/>	<input type="checkbox"/>	<input type="checkbox"/>	<input type="checkbox"/>
Restaurants, coffee shops, bars within walking distance...	<input type="checkbox"/>	<input type="checkbox"/>	<input type="checkbox"/>	<input type="checkbox"/>	<input type="checkbox"/>	<input type="checkbox"/>
Food/grocery shopping within walking distance.....	<input type="checkbox"/>	<input type="checkbox"/>	<input type="checkbox"/>	<input type="checkbox"/>	<input type="checkbox"/>	<input type="checkbox"/>
Other shopping areas within walking distance.....	<input type="checkbox"/>	<input type="checkbox"/>	<input type="checkbox"/>	<input type="checkbox"/>	<input type="checkbox"/>	<input type="checkbox"/>
Easy access to the freeway .....	<input type="checkbox"/>	<input type="checkbox"/>	<input type="checkbox"/>	<input type="checkbox"/>	<input type="checkbox"/>	<input type="checkbox"/>
Easy access to downtown .....	<input type="checkbox"/>	<input type="checkbox"/>	<input type="checkbox"/>	<input type="checkbox"/>	<input type="checkbox"/>	<input type="checkbox"/>
Easy access to airport .....	<input type="checkbox"/>	<input type="checkbox"/>	<input type="checkbox"/>	<input type="checkbox"/>	<input type="checkbox"/>	<input type="checkbox"/>
Good bicycle routes beyond the neighborhood.....	<input type="checkbox"/>	<input type="checkbox"/>	<input type="checkbox"/>	<input type="checkbox"/>	<input type="checkbox"/>	<input type="checkbox"/>
Easy access to DART service .....	<input type="checkbox"/>	<input type="checkbox"/>	<input type="checkbox"/>	<input type="checkbox"/>	<input type="checkbox"/>	<input type="checkbox"/>
Other (please specify): .....	<input type="checkbox"/>	<input type="checkbox"/>	<input type="checkbox"/>	<input type="checkbox"/>	<input type="checkbox"/>	<input type="checkbox"/>

**Q12. What street improvements in your neighborhood might better encourage or enable you to walk or bike more? (Check all that apply.)**

- Need more/better sidewalks
- More safe road crossings
- More bike lanes/ separate bike trails/routes
- Other: \_\_\_\_\_
- More shade/street trees
- Better lighting at night
- Reduced speed/ volume of traffic

**Q13. Since moving to your current location, would you say you use DART . . .**

- MORE than before → why do you use transit more? \_\_\_\_\_
- About THE SAME as before
- LESS than before → why do you use transit less? \_\_\_\_\_

**Q14. Since moving to your current location, would you say you use a personal vehicle . . .**

- MORE than before → why do you use a personal vehicle more? \_\_\_\_\_
- About THE SAME as before
- LESS than before → why do you use a personal vehicle less? \_\_\_\_\_

**Q15. For each of the following types of trips, what are reasons you do not use DART or walk, or do not use DART or walk more often? (Check all the reasons that apply for each type of trip)**

	Grocery/ household shopping	Other shopping or personal business (e.g., banking, medical, etc.)	Eating out, recreation, entertainment
Transit stop/station too far away .....	<input type="checkbox"/>	<input type="checkbox"/>	<input type="checkbox"/>
Transit schedule is inconvenient .....	<input type="checkbox"/>	<input type="checkbox"/>	<input type="checkbox"/>
Can drive there faster .....	<input type="checkbox"/>	<input type="checkbox"/>	<input type="checkbox"/>
Unpleasant walking environment.....	<input type="checkbox"/>	<input type="checkbox"/>	<input type="checkbox"/>
Too far to walk .....	<input type="checkbox"/>	<input type="checkbox"/>	<input type="checkbox"/>
Physical barriers to walking (missing sidewalks, can't cross busy roadway/highway, etc.) .....	<input type="checkbox"/>	<input type="checkbox"/>	<input type="checkbox"/>
Don't feel safe from crime .....	<input type="checkbox"/>	<input type="checkbox"/>	<input type="checkbox"/>
Don't feel safe from traffic .....	<input type="checkbox"/>	<input type="checkbox"/>	<input type="checkbox"/>
Other* .....	<input type="checkbox"/>	<input type="checkbox"/>	<input type="checkbox"/>

**\*What other reasons?**

\_\_\_\_\_

\_\_\_\_\_

**Q16. Which best describes your employment status? (Check all that apply)**

- Employed full-time
- Employed part-time
- In college or vocational school
- In high school or GED classes
- Retired → go to Q26
- Disabled/ on disability status → go to Q26
- Homemaker → go to Q26
- Unemployed → go to Q26

**Q17. If you work or go to school outside your home, please provide the zip code and the address or nearest major intersection for your work and/or school.**

**Workplace**

- I work from my home

Zip code \_\_\_\_\_

Address or nearest major intersection \_\_\_\_\_

& \_\_\_\_\_

City \_\_\_\_\_

**School**

- I attend school online from home

Zip code \_\_\_\_\_

Address or nearest major intersection \_\_\_\_\_

& \_\_\_\_\_

City \_\_\_\_\_

**Q18. How long does it usually take**

**you to get from home to work or school?** ..... \_\_\_\_\_ hours \_\_\_\_\_ minutes

**Q19. At your most recent previous home, what mode(s) did you use on your typical commute? (Check all that apply)**

- Walked and took transit
- Biked and took transit
- Drove and took transit
- N/A, did not work when at previous home
- Walked all the way
- Biked all the way
- Drove by myself
- Other: \_\_\_\_\_
- Carpooled
- Worked at home
- Taxi or ride share

**Q20. Thinking about last week, how did you get to and from work or school each day? Please choose all the modes you used each day.**

	Did not work/ go to school this day	Teleworked (worked from home)	Drove vehicle alone	Car/van pooled	Took taxi, Uber, or Lyft	Drove motorbike or scooter	Took train/ light rail	Took bus	Walked	Biked
Monday	<input type="checkbox"/>	<input type="checkbox"/>	<input type="checkbox"/>	<input type="checkbox"/>	<input type="checkbox"/>	<input type="checkbox"/>	<input type="checkbox"/>	<input type="checkbox"/>	<input type="checkbox"/>	<input type="checkbox"/>
Tuesday	<input type="checkbox"/>	<input type="checkbox"/>	<input type="checkbox"/>	<input type="checkbox"/>	<input type="checkbox"/>	<input type="checkbox"/>	<input type="checkbox"/>	<input type="checkbox"/>	<input type="checkbox"/>	<input type="checkbox"/>
Wednesday	<input type="checkbox"/>	<input type="checkbox"/>	<input type="checkbox"/>	<input type="checkbox"/>	<input type="checkbox"/>	<input type="checkbox"/>	<input type="checkbox"/>	<input type="checkbox"/>	<input type="checkbox"/>	<input type="checkbox"/>
Thursday	<input type="checkbox"/>	<input type="checkbox"/>	<input type="checkbox"/>	<input type="checkbox"/>	<input type="checkbox"/>	<input type="checkbox"/>	<input type="checkbox"/>	<input type="checkbox"/>	<input type="checkbox"/>	<input type="checkbox"/>
Friday	<input type="checkbox"/>	<input type="checkbox"/>	<input type="checkbox"/>	<input type="checkbox"/>	<input type="checkbox"/>	<input type="checkbox"/>	<input type="checkbox"/>	<input type="checkbox"/>	<input type="checkbox"/>	<input type="checkbox"/>
Saturday	<input type="checkbox"/>	<input type="checkbox"/>	<input type="checkbox"/>	<input type="checkbox"/>	<input type="checkbox"/>	<input type="checkbox"/>	<input type="checkbox"/>	<input type="checkbox"/>	<input type="checkbox"/>	<input type="checkbox"/>
Sunday	<input type="checkbox"/>	<input type="checkbox"/>	<input type="checkbox"/>	<input type="checkbox"/>	<input type="checkbox"/>	<input type="checkbox"/>	<input type="checkbox"/>	<input type="checkbox"/>	<input type="checkbox"/>	<input type="checkbox"/>

**Q21. Did you take a bus, train and/or light rail to get to work or school on any day last week?**

- Yes       No → go to Q24

**Q22. At which bus stop or rail station did you board (on your way to work or school)?** \_\_\_\_\_

**Q23. At which bus stop or rail station did you get off (on your way to work or school)?** \_\_\_\_\_

**Q24. How much is each of the following a reason you do not use DART or do not use it more often for your commute to or from work or school?**

	Very big Reason	Big reason	Small reason	Not a reason
I don't know enough about it, I need more information .....	<input type="checkbox"/>	<input type="checkbox"/>	<input type="checkbox"/>	<input type="checkbox"/>
Service is not frequent enough to be convenient .....	<input type="checkbox"/>	<input type="checkbox"/>	<input type="checkbox"/>	<input type="checkbox"/>
Trip takes too long / too many transfers.....	<input type="checkbox"/>	<input type="checkbox"/>	<input type="checkbox"/>	<input type="checkbox"/>
Costs too much .....	<input type="checkbox"/>	<input type="checkbox"/>	<input type="checkbox"/>	<input type="checkbox"/>
Too crowded/ seating is not available .....	<input type="checkbox"/>	<input type="checkbox"/>	<input type="checkbox"/>	<input type="checkbox"/>
It is not comfortable to ride DART (uncomfortable seats, too hot or too cold, etc.) .....	<input type="checkbox"/>	<input type="checkbox"/>	<input type="checkbox"/>	<input type="checkbox"/>
I need my car before or after work .....	<input type="checkbox"/>	<input type="checkbox"/>	<input type="checkbox"/>	<input type="checkbox"/>
I need my car during the day (while at work) .....	<input type="checkbox"/>	<input type="checkbox"/>	<input type="checkbox"/>	<input type="checkbox"/>
It is too far from my home to the stop/station .....	<input type="checkbox"/>	<input type="checkbox"/>	<input type="checkbox"/>	<input type="checkbox"/>
It is too far from my work to the stop/station .....	<input type="checkbox"/>	<input type="checkbox"/>	<input type="checkbox"/>	<input type="checkbox"/>
Trouble finding my way before or after the trip .....	<input type="checkbox"/>	<input type="checkbox"/>	<input type="checkbox"/>	<input type="checkbox"/>
Physical barriers (missing sidewalks, can't cross busy roadway/highway, etc.) between home and the stop/station .....	<input type="checkbox"/>	<input type="checkbox"/>	<input type="checkbox"/>	<input type="checkbox"/>
Walking to and from stop/station is an unpleasant experience .....	<input type="checkbox"/>	<input type="checkbox"/>	<input type="checkbox"/>	<input type="checkbox"/>
I don't feel safe from crime walking to stop/station .....	<input type="checkbox"/>	<input type="checkbox"/>	<input type="checkbox"/>	<input type="checkbox"/>
I don't feel safe from traffic walking to stop/station .....	<input type="checkbox"/>	<input type="checkbox"/>	<input type="checkbox"/>	<input type="checkbox"/>
I don't feel safe riding DART trains and buses .....	<input type="checkbox"/>	<input type="checkbox"/>	<input type="checkbox"/>	<input type="checkbox"/>
I just don't like riding DART .....	<input type="checkbox"/>	<input type="checkbox"/>	<input type="checkbox"/>	<input type="checkbox"/>
Bad weather (rain, too hot, too cold, etc.).....	<input type="checkbox"/>	<input type="checkbox"/>	<input type="checkbox"/>	<input type="checkbox"/>
Parking is free, so no need to use DART.....	<input type="checkbox"/>	<input type="checkbox"/>	<input type="checkbox"/>	<input type="checkbox"/>

**Any other reasons you do not use DART for your commute?**

---



---

**Q25. If you drive to work, where do you *typically* park? (Check one)**

- Never drive to work
- Park for free in a lot or garage that's part of the property or paid by employer
- In a free public parking lot or garage (not part of building where you work)
- Pay to park for the day → **What do you pay for this parking?** ..... \$ \_\_\_\_\_ per day
- Pay to park with a monthly permit → **What do you pay for this permit?** ..... \$ \_\_\_\_\_ per month
- Free street parking
- Metered street parking
- Other \_\_\_\_\_

**About You -** (The following questions will help ensure that our survey represents behaviors and opinions of a broad group of residents. All your answers will be strictly confidential.)

**Q26. Which best describes how close your home is to a DART station? (Check one)**

- I am an easy walk to a rail station
- It is a little far, but I could walk to a rail station
- I am too far to walk to a rail station

**Q27. How many bikes and vehicles are at your household that are currently in good condition and available for use?**

\_\_\_\_\_ number of bikes  
\_\_\_\_\_ number of vehicles  
(cars, trucks, motorcycles, scooters, etc.)

**Q28. Which of the following on-demand services do you use? (Check all that apply)**

- Bike share or electric scooter  
(e.g., VBike, Lime, Bird)
- Car share (e.g., Zipcar, etc.)
- Ride-sharing (Uber, Lyft)
- None of these

**Q29. How much education have you completed? (Check one)**

- Did not graduate high school
- High school or GED
- Some college, Associates degree or technical/trade school
- Bachelor's degree
- Graduate/professional degree

**Q30. What is your gender? (Check one)**

- Male       Female

**Q31. What is your age? (Check one)**

- 18-24     35-44     55-64     75-84
- 25-34     45-54     65-74     85+

**Q32. Which best describes your race and/or ethnicity? (Check all that apply)**

- Hispanic
- African American/black
- Asian or Pacific Islander
- Caucasian/white
- Native American
- Other

**Q33. Who else lives with you? (Check all that apply)**

- Only me
- My spouse/partner
- Children → **How many?** \_\_\_\_\_ children
- Other adults → **How many?** \_\_\_\_\_ other adults,  
*not including you and your spouse/partner*

**Q34. Do you, or anyone in your household, have a hearing, sight, or mobility disability? (Check one)**

- Yes       No

**Q35. Are you or anyone in your household aged 65 or older? (Check one)**

- Yes       No

**Q36. How much was your household's total income before taxes in 2018? Please include income from all sources for all people living in your household. (Check one)**

- Less than \$14,999       \$50,000 to \$74,999
- \$15,000 to \$19,999     \$75,000 to \$99,999
- \$20,000 to \$29,999     \$100,000 to \$149,999
- \$30,000 to \$39,999     \$150,000 or more
- \$40,000 to \$49,999

**Thank you! Please return the survey to NRC using the postage-paid envelope provided.  
National Research Center, Data Entry, P.O. Box 549, Belle Mead NJ 08502-9922**





**Plano**  
City of Excellence



**North Central Texas  
Council of Governments**

Password: XXXXXX  
RESIDENT  
STREET ADDRESS  
CITY, STATE XXXXX-XXXX  
Bar code

¡Por favor, comparta sus experiencias en cuanto a este vecindario! Permita que un miembro de su familia o amigo que lea en inglés le ayude con la encuesta, o llene la encuesta en línea en:

**[www.bit.ly/nctcog2019](http://www.bit.ly/nctcog2019)**

Su contraseña se encuentra arriba de su dirección a la izquierda.

También puede llamar al 833-217-8024 para que llene la encuesta en español por teléfono.

Dear Resident,

Here's a second chance if you haven't already responded to this survey! (If you have already participated, we thank you! Please do not respond twice.) Here's your chance to help your community and address travel-related issues by telling us about your experiences.

The North Central Texas Council of Governments (NCTCOG), a voluntary association of local governments established to assist in regional planning, wants to better understand how residents in your area travel, why they choose to live where they do, and what they think about their neighborhoods.

**Please share your experience by completing this survey!** You may return your completed survey in the enclosed postage-paid envelope, or complete the survey online (you will need the password printed above your address at the top of this page) at: **[www.bit.ly/2019nctcog](http://www.bit.ly/2019nctcog)**

The survey results will help NCTCOG and our planning partners from the cities of Dallas, Garland, Plano and Richardson as well as Dallas Area Rapid Transit (DART) better address real-world needs and develop land-use and transportation policies for the region.

We want to assure you that your answers to this survey will remain strictly confidential. This survey is being conducted by National Research Center, Inc. (NRC), on behalf of NCTCOG. For more information about the study, please visit the NCTCOG website page at:

<https://www.nctcog.org/trans/plan/land-use/tod/planning-studies/tod-survey>

**Thank you very much for your participation!**

**Q1. How long have you lived in your current home?.....** \_\_\_\_\_ *months* \_\_\_\_\_ *years*

**Q2. What was the zip code of the last home YOU MOVED FROM?...** \_\_\_\_\_ *zip code*

**Q3. Please check all of the reasons that you moved from your last home to your current home.**

**(Check all that apply)**

- Changes in household status (e.g., number of people in household changed, employment status changed, etc.)
- Wanted a different neighborhood
- Wanted a different house type, style, size, lot or other amenities
- Workplace or school location changed
- Now able to work from home (telework)
- No longer able to work from home (telework)
- To reduce transportation expenses
- To reduce household expenses (heating/cooling, lawn care)
- Shorter or easier commute
- To be closer to a DART stop or station
- Something else, *please specify* \_\_\_\_\_



North Central Texas  
Council of Governments

Contraseña: XXXX  
RESIDENTE  
CALLE DE DOMICILIO  
CIUDAD, ESTADO XXXXX-XXXX  
Código de barras

Estimado Residente,

Aquí está su oportunidad para ayudar a su comunidad y abordar temas relacionados con viajes, diciéndonos sobre sus experiencias. El North Central Texas Council of Governments (NCTCOG), asociación voluntaria de gobiernos locales, la cual se estableció para ayudar a la planificación regional, desea entender mejor cómo viajan los residentes de su área, por qué eligen vivir donde viven, y qué opinan sobre sus vecindarios.

**¡Por favor, comparta sus experiencias llenando esta encuesta!** Puede devolver su encuesta llenada en el sobre con franqueo pre-pagado que incluimos aquí o llenar la encuesta en línea (necesitará la contraseña que está impresa arriba de su dirección) en: [www.bit.ly/nctcog2019](http://www.bit.ly/nctcog2019)

Los resultados de la encuesta ayudarán al NCTCOG y a nuestros socios planificadores de las ciudades de Dallas, Garland, Plano y Richardson, así como al Dallas Area Rapid Transit (DART) para que aborden mejor las necesidades del mundo real y desarrollen políticas de uso de terrenos y transporte para la región.

Queremos asegurarle que sus respuestas a esta encuesta permanecerán estrictamente confidenciales. Esta encuesta la está llevando a cabo el National Research Center, Inc. (NRC), en nombre del NCTCOG. Para mayor información sobre esta encuesta, por favor visite la página web de NCTCOG en:

<https://www.nctcog.org/trans/plan/land-use/tod/planning-studies/tod-survey>

**¡Muchas gracias por su participación!**

**Q1. ¿Hace cuánto tiempo que vive en su vivienda actual?.....** \_\_\_\_\_ *meses* \_\_\_\_\_ *años*

**Q2. ¿Cuál era el código postal de la última vivienda de la QUE SE MUDÓ?** \_\_\_\_\_ *código postal*

**Q3. Por favor, marque todas las razones por las que se mudó de su última vivienda a su vivienda actual?**

*(Marque todas las que correspondan)*

- Cambio de las condiciones de la vivienda (por ejemplo, cambió el número de personas en la vivienda, las condiciones de trabajo cambiaron, etc.)
- Quería estar en otro vecindario diferente
- Quería diferente tipo de casa, estilo, tamaño, lote u otras comodidades
- Cambió la ubicación del trabajo o escuela
- Ahora puedo trabajar desde mi hogar (teletrabajo)
- Ya no puedo trabajar desde mi hogar (teletrabajo)
- Para reducir los gastos de transporte
- Para reducir los gastos de la vivienda (calefacción/refrigeración, cuidado del jardín)
- Traslado más corto o más sencillo
- Estar más cerca de una parada o estación del DART
- Otra razón. *Por favor, especifique* \_\_\_\_\_

**Q4. ¿Es propietario de su vivienda actual o renta? (Marque una respuesta)**

- Propietario con hipoteca
- Propietario sin hipoteca
- Renta
- Otro (*especifique*) \_\_\_\_\_

**Q5. ¿En qué tipo de casa vive actualmente? (Marque una)**

- Casa uni-familiar
- Duplex
- Casa adosada (Townhouse)
- Otro (por favor, especifique \_\_\_\_\_)
- Departamento/condominio (edificio con 3 o más departamentos)
- Casa móvil
- Dormitorio o residencia de estudiantes

**Q6. ¿Cuántas recámaras y baños tiene en su vivienda actual?** ..... \_\_\_\_\_ *recámaras*      \_\_\_\_\_ *baños*

**Q7. ¿Qué tipo de estacionamiento tiene en su vivienda actual?**

- Garaje adjunto a mi vivienda o en su entrada
- Vivienda actualmente sin estacionamiento
- Espacio(s) gratuito no asignado en la calle
- Espacio(s) gratuito en lote/garaje de estacionamiento o en la calle
- Estacionamiento gratuito permitido en la calle
- Estacionamiento pagado en lote/garaje de estacionamiento
- Estacionamiento pagado permitido en la calle
- Estacionamiento gratuito no asignado en el garaje o lote pare mi edificio/complejo
- Otro \_\_\_\_\_

**Q8. ¿Cuántos espacios de estacionamiento hay en el garaje/entrada de su vivienda o asignados exclusivamente a su unidad habitacional?** ..... \_\_\_\_\_ *espacios*

**Q9. ¿Cuánto paga aproximadamente de renta mensual o de hipoteca (incluyendo impuestos y seguro) o impuestos y seguro si es propietario sin hipoteca?** ..... \$ \_\_\_\_\_

**Q10. Nos gustaría saber sobre algunas cosas que pudieran estar cerca de su hogar. Para cada luga en la lista, por favor díganos: ¿Actualmente está cerca de su hogar (dentro de media milla o 10 minutos caminando)? ¿Quisiera que estuviera más cerca? Y cuando las visita, ¿cómo llega allí, actualmente? Y si pudiera elegir, ¿cómo le gustaría llegar allí? (Nota: la opción “auto” en la siguiente lista incluye cuando usted maneja o cuando lo llevan en automóvil, cuando usa servicios de transporte compartidos como Uber, Lyft u otros servicios de transporte).**

	¿Está a media milla de su hogar?		¿Le gustaría que esté más cerca?			Para llegar allí yo actualmente...				Para llegar allí, preferiría...			
	Sí	No	Sí	No	Nunca interesa	No voy	Uso Auto	Uso DART	Camino o bici	No voy	Uso auto	Uso DART	Camino o bici
Estación de trenes .....	<input type="checkbox"/>	<input type="checkbox"/>	<input type="checkbox"/>	<input type="checkbox"/>	<input type="checkbox"/>	<input type="checkbox"/>	<input type="checkbox"/>	<input type="checkbox"/>	<input type="checkbox"/>	<input type="checkbox"/>	<input type="checkbox"/>	<input type="checkbox"/>	<input type="checkbox"/>
Parada de autobús.....	<input type="checkbox"/>	<input type="checkbox"/>	<input type="checkbox"/>	<input type="checkbox"/>	<input type="checkbox"/>	<input type="checkbox"/>	<input type="checkbox"/>	<input type="checkbox"/>	<input type="checkbox"/>	<input type="checkbox"/>	<input type="checkbox"/>	<input type="checkbox"/>	<input type="checkbox"/>
Autopista.....	<input type="checkbox"/>	<input type="checkbox"/>	<input type="checkbox"/>	<input type="checkbox"/>	<input type="checkbox"/>	<input type="checkbox"/>	<input type="checkbox"/>	<input type="checkbox"/>	<input type="checkbox"/>	<input type="checkbox"/>	<input type="checkbox"/>	<input type="checkbox"/>	<input type="checkbox"/>
Parques y espacios al aire libre	<input type="checkbox"/>	<input type="checkbox"/>	<input type="checkbox"/>	<input type="checkbox"/>	<input type="checkbox"/>	<input type="checkbox"/>	<input type="checkbox"/>	<input type="checkbox"/>	<input type="checkbox"/>	<input type="checkbox"/>	<input type="checkbox"/>	<input type="checkbox"/>	<input type="checkbox"/>
Instalaciones deportivas .....	<input type="checkbox"/>	<input type="checkbox"/>	<input type="checkbox"/>	<input type="checkbox"/>	<input type="checkbox"/>	<input type="checkbox"/>	<input type="checkbox"/>	<input type="checkbox"/>	<input type="checkbox"/>	<input type="checkbox"/>	<input type="checkbox"/>	<input type="checkbox"/>	<input type="checkbox"/>
Teatros, bibliotecas, locales de música .....	<input type="checkbox"/>	<input type="checkbox"/>	<input type="checkbox"/>	<input type="checkbox"/>	<input type="checkbox"/>	<input type="checkbox"/>	<input type="checkbox"/>	<input type="checkbox"/>	<input type="checkbox"/>	<input type="checkbox"/>	<input type="checkbox"/>	<input type="checkbox"/>	<input type="checkbox"/>
Lugares de culto/ instituciones religiosas.....	<input type="checkbox"/>	<input type="checkbox"/>	<input type="checkbox"/>	<input type="checkbox"/>	<input type="checkbox"/>	<input type="checkbox"/>	<input type="checkbox"/>	<input type="checkbox"/>	<input type="checkbox"/>	<input type="checkbox"/>	<input type="checkbox"/>	<input type="checkbox"/>	<input type="checkbox"/>
Amigos y familia.....	<input type="checkbox"/>	<input type="checkbox"/>	<input type="checkbox"/>	<input type="checkbox"/>	<input type="checkbox"/>	<input type="checkbox"/>	<input type="checkbox"/>	<input type="checkbox"/>	<input type="checkbox"/>	<input type="checkbox"/>	<input type="checkbox"/>	<input type="checkbox"/>	<input type="checkbox"/>
Bancos.....	<input type="checkbox"/>	<input type="checkbox"/>	<input type="checkbox"/>	<input type="checkbox"/>	<input type="checkbox"/>	<input type="checkbox"/>	<input type="checkbox"/>	<input type="checkbox"/>	<input type="checkbox"/>	<input type="checkbox"/>	<input type="checkbox"/>	<input type="checkbox"/>	<input type="checkbox"/>
Guarderías .....	<input type="checkbox"/>	<input type="checkbox"/>	<input type="checkbox"/>	<input type="checkbox"/>	<input type="checkbox"/>	<input type="checkbox"/>	<input type="checkbox"/>	<input type="checkbox"/>	<input type="checkbox"/>	<input type="checkbox"/>	<input type="checkbox"/>	<input type="checkbox"/>	<input type="checkbox"/>
Instalaciones médicas .....	<input type="checkbox"/>	<input type="checkbox"/>	<input type="checkbox"/>	<input type="checkbox"/>	<input type="checkbox"/>	<input type="checkbox"/>	<input type="checkbox"/>	<input type="checkbox"/>	<input type="checkbox"/>	<input type="checkbox"/>	<input type="checkbox"/>	<input type="checkbox"/>	<input type="checkbox"/>
Tiendas de abarrotes .....	<input type="checkbox"/>	<input type="checkbox"/>	<input type="checkbox"/>	<input type="checkbox"/>	<input type="checkbox"/>	<input type="checkbox"/>	<input type="checkbox"/>	<input type="checkbox"/>	<input type="checkbox"/>	<input type="checkbox"/>	<input type="checkbox"/>	<input type="checkbox"/>	<input type="checkbox"/>
Tiendas minoristas.....	<input type="checkbox"/>	<input type="checkbox"/>	<input type="checkbox"/>	<input type="checkbox"/>	<input type="checkbox"/>	<input type="checkbox"/>	<input type="checkbox"/>	<input type="checkbox"/>	<input type="checkbox"/>	<input type="checkbox"/>	<input type="checkbox"/>	<input type="checkbox"/>	<input type="checkbox"/>
Restaurantes, bares cafeterías.....	<input type="checkbox"/>	<input type="checkbox"/>	<input type="checkbox"/>	<input type="checkbox"/>	<input type="checkbox"/>	<input type="checkbox"/>	<input type="checkbox"/>	<input type="checkbox"/>	<input type="checkbox"/>	<input type="checkbox"/>	<input type="checkbox"/>	<input type="checkbox"/>	<input type="checkbox"/>
Aeropuerto .....	<input type="checkbox"/>	<input type="checkbox"/>	<input type="checkbox"/>	<input type="checkbox"/>	<input type="checkbox"/>	<input type="checkbox"/>	<input type="checkbox"/>	<input type="checkbox"/>	<input type="checkbox"/>	<input type="checkbox"/>	<input type="checkbox"/>	<input type="checkbox"/>	<input type="checkbox"/>
Centro de la ciudad.....	<input type="checkbox"/>	<input type="checkbox"/>	<input type="checkbox"/>	<input type="checkbox"/>	<input type="checkbox"/>	<input type="checkbox"/>	<input type="checkbox"/>	<input type="checkbox"/>	<input type="checkbox"/>	<input type="checkbox"/>	<input type="checkbox"/>	<input type="checkbox"/>	<input type="checkbox"/>
Escuelas (K-12) .....	<input type="checkbox"/>	<input type="checkbox"/>	<input type="checkbox"/>	<input type="checkbox"/>	<input type="checkbox"/>	<input type="checkbox"/>	<input type="checkbox"/>	<input type="checkbox"/>	<input type="checkbox"/>	<input type="checkbox"/>	<input type="checkbox"/>	<input type="checkbox"/>	<input type="checkbox"/>
Universidades .....	<input type="checkbox"/>	<input type="checkbox"/>	<input type="checkbox"/>	<input type="checkbox"/>	<input type="checkbox"/>	<input type="checkbox"/>	<input type="checkbox"/>	<input type="checkbox"/>	<input type="checkbox"/>	<input type="checkbox"/>	<input type="checkbox"/>	<input type="checkbox"/>	<input type="checkbox"/>
Empleo.....	<input type="checkbox"/>	<input type="checkbox"/>	<input type="checkbox"/>	<input type="checkbox"/>	<input type="checkbox"/>	<input type="checkbox"/>	<input type="checkbox"/>	<input type="checkbox"/>	<input type="checkbox"/>	<input type="checkbox"/>	<input type="checkbox"/>	<input type="checkbox"/>	<input type="checkbox"/>
Servicios sociales (servicios para veteranos, ayuda alimentaria, etc.).	<input type="checkbox"/>	<input type="checkbox"/>	<input type="checkbox"/>	<input type="checkbox"/>	<input type="checkbox"/>	<input type="checkbox"/>	<input type="checkbox"/>	<input type="checkbox"/>	<input type="checkbox"/>	<input type="checkbox"/>	<input type="checkbox"/>	<input type="checkbox"/>	<input type="checkbox"/>

¿Qué otros lugares le gustaría que estuvieran más cerca? \_\_\_\_\_

**Q11. ¿Cuáles fueron los factores más importantes para usted cuando estaba buscando su vivienda? ¿Qué tanto su vivienda actual satisface esas expectativas?**

	¿Qué tan importante?			¿Satisface expectativas?		
	Indispensable	Un poco importante	Nada importante	Muy bien	Un poco	Nada bien
Costo de la vivienda .....	<input type="checkbox"/>	<input type="checkbox"/>	<input type="checkbox"/>	<input type="checkbox"/>	<input type="checkbox"/>	<input type="checkbox"/>
Buen potencial de inversión .....	<input type="checkbox"/>	<input type="checkbox"/>	<input type="checkbox"/>	<input type="checkbox"/>	<input type="checkbox"/>	<input type="checkbox"/>
Casa recién construida .....	<input type="checkbox"/>	<input type="checkbox"/>	<input type="checkbox"/>	<input type="checkbox"/>	<input type="checkbox"/>	<input type="checkbox"/>
Más espacio habitable .....	<input type="checkbox"/>	<input type="checkbox"/>	<input type="checkbox"/>	<input type="checkbox"/>	<input type="checkbox"/>	<input type="checkbox"/>
Menos espacio habitable.....	<input type="checkbox"/>	<input type="checkbox"/>	<input type="checkbox"/>	<input type="checkbox"/>	<input type="checkbox"/>	<input type="checkbox"/>
Jardín grande .....	<input type="checkbox"/>	<input type="checkbox"/>	<input type="checkbox"/>	<input type="checkbox"/>	<input type="checkbox"/>	<input type="checkbox"/>
Menos mantenimiento de casa y jardín .....	<input type="checkbox"/>	<input type="checkbox"/>	<input type="checkbox"/>	<input type="checkbox"/>	<input type="checkbox"/>	<input type="checkbox"/>
Unidad habitacional secundaria en la propiedad .....	<input type="checkbox"/>	<input type="checkbox"/>	<input type="checkbox"/>	<input type="checkbox"/>	<input type="checkbox"/>	<input type="checkbox"/>
Mucho estacionamiento .....	<input type="checkbox"/>	<input type="checkbox"/>	<input type="checkbox"/>	<input type="checkbox"/>	<input type="checkbox"/>	<input type="checkbox"/>
Cerca de escuelas K-12 de alta calidad .....	<input type="checkbox"/>	<input type="checkbox"/>	<input type="checkbox"/>	<input type="checkbox"/>	<input type="checkbox"/>	<input type="checkbox"/>
El vecindario tenía una variedad de estilos de viviendas ...	<input type="checkbox"/>	<input type="checkbox"/>	<input type="checkbox"/>	<input type="checkbox"/>	<input type="checkbox"/>	<input type="checkbox"/>
El carácter y arquitectura del vecindario.....	<input type="checkbox"/>	<input type="checkbox"/>	<input type="checkbox"/>	<input type="checkbox"/>	<input type="checkbox"/>	<input type="checkbox"/>
Vecindario tranquilo .....	<input type="checkbox"/>	<input type="checkbox"/>	<input type="checkbox"/>	<input type="checkbox"/>	<input type="checkbox"/>	<input type="checkbox"/>
Aceras por todo el vecindario .....	<input type="checkbox"/>	<input type="checkbox"/>	<input type="checkbox"/>	<input type="checkbox"/>	<input type="checkbox"/>	<input type="checkbox"/>
Poco tránsito de automóviles en calles del vecindario .....	<input type="checkbox"/>	<input type="checkbox"/>	<input type="checkbox"/>	<input type="checkbox"/>	<input type="checkbox"/>	<input type="checkbox"/>
Baja tasa de criminalidad dentro del vecindario .....	<input type="checkbox"/>	<input type="checkbox"/>	<input type="checkbox"/>	<input type="checkbox"/>	<input type="checkbox"/>	<input type="checkbox"/>
Mucha interacción con los vecinos/vecindario animado ...	<input type="checkbox"/>	<input type="checkbox"/>	<input type="checkbox"/>	<input type="checkbox"/>	<input type="checkbox"/>	<input type="checkbox"/>
Vecindario amigable con los niños .....	<input type="checkbox"/>	<input type="checkbox"/>	<input type="checkbox"/>	<input type="checkbox"/>	<input type="checkbox"/>	<input type="checkbox"/>
Vecinos de diferentes grupos étnicos, razas y edades .....	<input type="checkbox"/>	<input type="checkbox"/>	<input type="checkbox"/>	<input type="checkbox"/>	<input type="checkbox"/>	<input type="checkbox"/>
Nivel económico de vecinos similar al mío.....	<input type="checkbox"/>	<input type="checkbox"/>	<input type="checkbox"/>	<input type="checkbox"/>	<input type="checkbox"/>	<input type="checkbox"/>
Cerca de amigos o familia.....	<input type="checkbox"/>	<input type="checkbox"/>	<input type="checkbox"/>	<input type="checkbox"/>	<input type="checkbox"/>	<input type="checkbox"/>
Cerca del lugar de trabajo.....	<input type="checkbox"/>	<input type="checkbox"/>	<input type="checkbox"/>	<input type="checkbox"/>	<input type="checkbox"/>	<input type="checkbox"/>
Cerca de escuelas y universidades.....	<input type="checkbox"/>	<input type="checkbox"/>	<input type="checkbox"/>	<input type="checkbox"/>	<input type="checkbox"/>	<input type="checkbox"/>
Cerca de servicios de salud .....	<input type="checkbox"/>	<input type="checkbox"/>	<input type="checkbox"/>	<input type="checkbox"/>	<input type="checkbox"/>	<input type="checkbox"/>
Cerca de guarderías .....	<input type="checkbox"/>	<input type="checkbox"/>	<input type="checkbox"/>	<input type="checkbox"/>	<input type="checkbox"/>	<input type="checkbox"/>
Cerca de parques y lugares al air libre .....	<input type="checkbox"/>	<input type="checkbox"/>	<input type="checkbox"/>	<input type="checkbox"/>	<input type="checkbox"/>	<input type="checkbox"/>
Cerca de centros comunitarios, centros recreativos o albergas.....	<input type="checkbox"/>	<input type="checkbox"/>	<input type="checkbox"/>	<input type="checkbox"/>	<input type="checkbox"/>	<input type="checkbox"/>
Cerca de teatros, bibliotecas, locales de música, etc. ....	<input type="checkbox"/>	<input type="checkbox"/>	<input type="checkbox"/>	<input type="checkbox"/>	<input type="checkbox"/>	<input type="checkbox"/>
Restaurantes, cafeterías, bares a caminata corta .....	<input type="checkbox"/>	<input type="checkbox"/>	<input type="checkbox"/>	<input type="checkbox"/>	<input type="checkbox"/>	<input type="checkbox"/>
Tiendas de alimentos/abarrotes a caminata corta.....	<input type="checkbox"/>	<input type="checkbox"/>	<input type="checkbox"/>	<input type="checkbox"/>	<input type="checkbox"/>	<input type="checkbox"/>
Otras áreas para compras a caminata corta.....	<input type="checkbox"/>	<input type="checkbox"/>	<input type="checkbox"/>	<input type="checkbox"/>	<input type="checkbox"/>	<input type="checkbox"/>
Fácil acceso a la autopista.....	<input type="checkbox"/>	<input type="checkbox"/>	<input type="checkbox"/>	<input type="checkbox"/>	<input type="checkbox"/>	<input type="checkbox"/>
Fácil acceso al centro de la ciudad.....	<input type="checkbox"/>	<input type="checkbox"/>	<input type="checkbox"/>	<input type="checkbox"/>	<input type="checkbox"/>	<input type="checkbox"/>
Fácil acceso al aeropuerto .....	<input type="checkbox"/>	<input type="checkbox"/>	<input type="checkbox"/>	<input type="checkbox"/>	<input type="checkbox"/>	<input type="checkbox"/>
Buenas rutas ciclistas más allá del vecindario .....	<input type="checkbox"/>	<input type="checkbox"/>	<input type="checkbox"/>	<input type="checkbox"/>	<input type="checkbox"/>	<input type="checkbox"/>
Fácil acceso al servicio de DART.....	<input type="checkbox"/>	<input type="checkbox"/>	<input type="checkbox"/>	<input type="checkbox"/>	<input type="checkbox"/>	<input type="checkbox"/>
Otros (especifique): .....	<input type="checkbox"/>	<input type="checkbox"/>	<input type="checkbox"/>	<input type="checkbox"/>	<input type="checkbox"/>	<input type="checkbox"/>

**Q12. ¿Qué mejoras en las calles de su vecindario lo animarían o le permitirían caminar o andar en bicicleta más a menudo?**

- |  |  |
|--|--|
| <input type="checkbox"/> Necesidad de más /mejores aceras                              | <input type="checkbox"/> Más sombra/árboles en las calles            |
| <input type="checkbox"/> Cruces de caminos más seguros                                 | <input type="checkbox"/> Mejor iluminación en las noches             |
| <input type="checkbox"/> Más pistas para bicicletas/ caminos/rutas ciclistas separados | <input type="checkbox"/> Reducción de velocidad/ volumen del tráfico |
| <input type="checkbox"/> Otras: _____  |  |

**Q13. Desde que se mudó a su ubicación actual, ¿diría que utiliza el DART . . .**

- MÁS que antes → ¿por qué utiliza el transporte más? \_\_\_\_\_
- Aproximadamente LO MISMO que antes
- MENOS que antes → ¿por qué utiliza el transporte menos? \_\_\_\_\_

**Q14. Desde que se mudó a su ubicación actual, ¿diría que utiliza un vehículo personal . . .**

- MÁS que antes → ¿por qué utiliza un vehículo personal más? \_\_\_\_\_
- Aproximadamente LO MISMO que antes
- MENOS que antes → ¿por qué utiliza un vehículo personal menos? \_\_\_\_\_

**Q15. ¿Qué razones tiene para no utilizar el DART o caminar (o utilizar el DART o caminar más a menudo) para hacer cada uno de los siguientes tipos de viajes? (Marque todas las que correspondan)**

	Compras del hogar/abarrotes	Otras compras o asuntos personales (ej., bancos, médicos, etc.)	Comer fuera, recreación, entretenimiento
Parada/estación de transporte está demasiado lejos .	<input type="checkbox"/>	<input type="checkbox"/>	<input type="checkbox"/>
Horario del transporte es inconveniente .....	<input type="checkbox"/>	<input type="checkbox"/>	<input type="checkbox"/>
Llego más rápido manejando .....	<input type="checkbox"/>	<input type="checkbox"/>	<input type="checkbox"/>
Ambiente desagradable por donde hay que caminar..	<input type="checkbox"/>	<input type="checkbox"/>	<input type="checkbox"/>
Demasiado lejos para caminar .....	<input type="checkbox"/>	<input type="checkbox"/>	<input type="checkbox"/>
Barreras físicas para caminar (falta de aceras, no es posible cruzar la calle/autopista de tan transitada, etc.).....	<input type="checkbox"/>	<input type="checkbox"/>	<input type="checkbox"/>
No me siento seguro debido al crimen .....	<input type="checkbox"/>	<input type="checkbox"/>	<input type="checkbox"/>
No me siento seguro debido al tráfico.....	<input type="checkbox"/>	<input type="checkbox"/>	<input type="checkbox"/>
Otra* .....	<input type="checkbox"/>	<input type="checkbox"/>	<input type="checkbox"/>

\*¿Qué otras razones?

\_\_\_\_\_

\_\_\_\_\_

**Q16. ¿Cuál opción describe mejor su condición laboral? (Marque todas las que correspondan)**

- Empleado tiempo completo
- Empleado medio tiempo
- En la universidad o escuela vocacional
- En la escuela secundaria o clases para el GED
- Retirado → pase a Q26
- Discapacitado/ condición de discapacidad → pase a Q26
- Ama(o) de Casa → pase a Q26
- Desempleado → pase a Q26

**Q17. Si trabaja o asiste a la escuela fuera de su hogar, por favor proporcione el código postal y la dirección, o la intersección principal, más cercana a su trabajo y/o escuela?**

**Lugar de trabajo**

Trabajo desde mi hogar

Código postal \_\_\_\_\_

Dirección o intersección principal más cercana \_\_\_\_\_

& \_\_\_\_\_

Ciudad \_\_\_\_\_

**Escuela**

Estudio en línea desde mi hogar

Código postal \_\_\_\_\_

Dirección o intersección principal más cercana \_\_\_\_\_

& \_\_\_\_\_

Ciudad \_\_\_\_\_

**Q18. ¿Cuánto tarda generalmente para ir de su hogar a su trabajo? .....**

\_\_\_\_\_ horas \_\_\_\_\_ minutos

**Q19. En su casa anterior más reciente, ¿cuál modo(s) de transporte típico utilizaba? (Marque todos los que correspondan)**

- Caminaba y tomaba transporte
- En bicicleta y tomaba transporte
- Manejaba y tomaba transporte
- N/A no iba a trabajar
- Caminaba todo el trayecto
- En bicicleta todo el trayecto
- Yo manejaba
- Otro: \_\_\_\_\_
- Compartía el vehículo
- Trabajaba en el hogar
- Taxi o transporte compartido

**Q20. Si piensa en la semana pasada, ¿cómo fue y regresó al trabajo o escuela cada día? Por favor, elija todos los modos que utilizó cada día.**

	No trabajé/ fui a la escuela este día	Teletrabajé (desde mi hogar)	Manejé vehículo solo	Auto/furg oneta comparti do	Tomé taxi, Uber, o Lyft	Fui en motocicleta o scooter	Tomé tren/ tren ligero	Tomé autobús	Caminé	Bicicle ta
Lunes	<input type="checkbox"/>	<input type="checkbox"/>	<input type="checkbox"/>	<input type="checkbox"/>	<input type="checkbox"/>	<input type="checkbox"/>	<input type="checkbox"/>	<input type="checkbox"/>	<input type="checkbox"/>	<input type="checkbox"/>
Martes	<input type="checkbox"/>	<input type="checkbox"/>	<input type="checkbox"/>	<input type="checkbox"/>	<input type="checkbox"/>	<input type="checkbox"/>	<input type="checkbox"/>	<input type="checkbox"/>	<input type="checkbox"/>	<input type="checkbox"/>
Miércoles	<input type="checkbox"/>	<input type="checkbox"/>	<input type="checkbox"/>	<input type="checkbox"/>	<input type="checkbox"/>	<input type="checkbox"/>	<input type="checkbox"/>	<input type="checkbox"/>	<input type="checkbox"/>	<input type="checkbox"/>
Jueves	<input type="checkbox"/>	<input type="checkbox"/>	<input type="checkbox"/>	<input type="checkbox"/>	<input type="checkbox"/>	<input type="checkbox"/>	<input type="checkbox"/>	<input type="checkbox"/>	<input type="checkbox"/>	<input type="checkbox"/>
Viernes	<input type="checkbox"/>	<input type="checkbox"/>	<input type="checkbox"/>	<input type="checkbox"/>	<input type="checkbox"/>	<input type="checkbox"/>	<input type="checkbox"/>	<input type="checkbox"/>	<input type="checkbox"/>	<input type="checkbox"/>
Sábado	<input type="checkbox"/>	<input type="checkbox"/>	<input type="checkbox"/>	<input type="checkbox"/>	<input type="checkbox"/>	<input type="checkbox"/>	<input type="checkbox"/>	<input type="checkbox"/>	<input type="checkbox"/>	<input type="checkbox"/>
Domingo	<input type="checkbox"/>	<input type="checkbox"/>	<input type="checkbox"/>	<input type="checkbox"/>	<input type="checkbox"/>	<input type="checkbox"/>	<input type="checkbox"/>	<input type="checkbox"/>	<input type="checkbox"/>	<input type="checkbox"/>

**Q21. ¿Tomó el autobús, tren y/o tren ligero para ir al trabajo algún día de la semana pasada?**

- Sí       No → pase a Q24

**Q22. ¿En cuál parada de autobús o estación de tren abordó (en su camino al trabajo)?** \_\_\_\_\_

**Q23. ¿En cuál parada de autobús o estación de tren se bajó (en su camino al trabajo)?** \_\_\_\_\_

**Q24. Si no utiliza el DART para trasladarse hacia o desde el trabajo, o no lo utiliza muy a menudo, ¿cuál de las siguientes son razones por no utilizarlo?**

	Razón muy grande	Razón grande	Razón pequeña	No es una razón
No sé lo suficiente sobre el DART, necesito más información.....	<input type="checkbox"/>	<input type="checkbox"/>	<input type="checkbox"/>	<input type="checkbox"/>
El servicio no es lo suficientemente frecuente para ser conveniente ....	<input type="checkbox"/>	<input type="checkbox"/>	<input type="checkbox"/>	<input type="checkbox"/>
El viaje toma demasiado tiempo / demasiados transbordos.....	<input type="checkbox"/>	<input type="checkbox"/>	<input type="checkbox"/>	<input type="checkbox"/>
Cuesta demasiado .....	<input type="checkbox"/>	<input type="checkbox"/>	<input type="checkbox"/>	<input type="checkbox"/>
Demasiado lleno/ no hay asientos disponibles .....	<input type="checkbox"/>	<input type="checkbox"/>	<input type="checkbox"/>	<input type="checkbox"/>
No es cómodo viajar en el DART (asientos incómodos, demasiado calor o demasiado frío, etc.).....	<input type="checkbox"/>	<input type="checkbox"/>	<input type="checkbox"/>	<input type="checkbox"/>
Necesito mi automóvil antes o después del trabajo.....	<input type="checkbox"/>	<input type="checkbox"/>	<input type="checkbox"/>	<input type="checkbox"/>
Necesito mi automóvil durante el día (durante el día de trabajo) .....	<input type="checkbox"/>	<input type="checkbox"/>	<input type="checkbox"/>	<input type="checkbox"/>
La parada/estación está demasiado lejos de mi hogar.....	<input type="checkbox"/>	<input type="checkbox"/>	<input type="checkbox"/>	<input type="checkbox"/>
La parada/estación está demasiado lejos de mi trabajo.....	<input type="checkbox"/>	<input type="checkbox"/>	<input type="checkbox"/>	<input type="checkbox"/>
Se me dificulta encontrar mi camino antes o después del viaje.....	<input type="checkbox"/>	<input type="checkbox"/>	<input type="checkbox"/>	<input type="checkbox"/>
Barreras físicas (falta de aceras, no puedo cruzar la calle/autopista de tan transitada, etc.) entre mi hogar y la parada/estación .....	<input type="checkbox"/>	<input type="checkbox"/>	<input type="checkbox"/>	<input type="checkbox"/>
La caminata hacia o desde la parada/estación es una experiencia desagradable .....	<input type="checkbox"/>	<input type="checkbox"/>	<input type="checkbox"/>	<input type="checkbox"/>
No me siento seguro debido al crimen caminando a la parada/estación.....	<input type="checkbox"/>	<input type="checkbox"/>	<input type="checkbox"/>	<input type="checkbox"/>
No me siento seguro debido al tráfico caminando a la parada /estación.....	<input type="checkbox"/>	<input type="checkbox"/>	<input type="checkbox"/>	<input type="checkbox"/>
No me siento seguro a bordo de los trenes y autobuses del DART .....	<input type="checkbox"/>	<input type="checkbox"/>	<input type="checkbox"/>	<input type="checkbox"/>
Simply no me gusta viajar en el DART .....	<input type="checkbox"/>	<input type="checkbox"/>	<input type="checkbox"/>	<input type="checkbox"/>
Mal tiempo (lluvia, demasiado calor, demasiado frío, etc.).....	<input type="checkbox"/>	<input type="checkbox"/>	<input type="checkbox"/>	<input type="checkbox"/>
El estacionamiento es gratuito, así que no necesito utilizar el DART .....	<input type="checkbox"/>	<input type="checkbox"/>	<input type="checkbox"/>	<input type="checkbox"/>

**¿Algunas otras razones por las que no utiliza el transporte para trasladarse?**

---



---

**Q25. Si maneja para ir a su trabajo, ¿dónde se estaciona normalmente? (Marque una)**

- Nunca manejo para ir a mi trabajo
- Me estaciono gratuitamente en un lote o garaje que es parte de la propiedad o pagado por el empleador
- Me estaciono gratuitamente en un lote o garaje (que no es parte del edificio donde trabajo)
- Pago para estacionarme por el día → ¿Cuánto paga por este estacionamiento? \$ \_\_\_\_\_ por día
- Pago para estacionarme con un pase mensual → ¿Cuánto paga por este permiso? \$ \_\_\_\_\_ por mes
- Estacionamiento gratuito en la calle
- Estacionamiento medido en la calle
- Otro \_\_\_\_\_

**Acerca de usted - (Las siguientes preguntas ayudarán a garantizar que nuestra encuesta represente las conductas y opiniones de un amplio grupo de residentes. Todas sus respuestas se mantendrán estrictamente confidenciales).**

**Q26. ¿Cuál de las siguientes opciones describe mejor qué tan cerca está su hogar de una estación del DART? (Marque una)**

- Está a una caminata corta a la estación de trenes
- Está un poco lejos, pero podría caminar a una estación de trenes
- Estoy demasiado lejos como para caminar a una estación de trenes

**Q27. ¿Cuántas bicicletas y vehículos hay en su hogar, los cuáles actualmente están en buena condición y disponibles para utilizarse?**

\_\_\_\_\_ Número de bicicletas  
\_\_\_\_\_ Número de vehículos (autos, camionetas, motocicletas, scooters, etc.)

**Q28. ¿Cuál de los siguientes servicios de demanda utiliza? (Marque todos los que correspondan)**

- Bicicleta compartida o scooter eléctrico (ejem., V Bike, Lime, Bird)
- Auto compartido (ejem., Zipcar, etc.)
- Transporte compartido (Uber, Lyft)
- Ninguno de los anteriores

**Q29. ¿Qué estudios ha terminado? (Marque uno)**

- No me he graduado de la escuela secundaria
- Escuela secundaria o GED
- Parte de universidad, grado de asociado o escuela técnica/comercial
- Licenciatura
- Posgrado/título profesional

**Q30. ¿Cuál es su sexo? (Marque uno)**

- Masculino
- Femenino

**Q31. ¿Qué edad tiene? (Marque uno)**

- 18-24
- 25-34
- 35-44
- 45-54
- 55-64
- 65-74
- 75-84
- 85+

**Q32. ¿Cuál opción describe mejor su raza y/o grupo étnico? (Marque todas las que correspondan)**

- Hispano
- Afroamericano/negro
- Asiático o isleño del Pacífico
- Caucásico/blanco
- Nativo americano
- Otra

**Q33. ¿Quién más vive con usted? (Marque todas las que correspondan)**

- Solamente yo
- Mi esposa(o)/pareja
- Hijos → ¿Cuántos? \_\_\_\_\_ hijos
- Otros adultos → ¿Cuántos? \_\_\_\_\_ otros adultos, sin incluirlo a usted y su esposa(o)/pareja

**Q34. ¿Usted o alguien en su hogar tienen discapacidad auditiva, visual o de movilidad? (Marque una)**

- Sí
- No

**Q35. ¿Usted o alguien más en su hogar tiene 65 años de edad o más? (Marque una)**

- Sí
- No

**Q36. ¿Cuánto fue el ingreso total de su hogar antes de impuestos en 2018? Por favor, incluya todos los ingresos de toda la gente que vive en su hogar. (Marque uno)**

- Menos de \$14,999
- \$15,000 a \$19,999
- \$20,000 a \$29,999
- \$30,000 a \$39,999
- \$40,000 a \$49,999
- \$50,000 a \$74,999
- \$75,000 a \$99,999
- \$100,000 a \$149,999
- \$150,000 o más

**¡Gracias! Por favor, devuelva la encuesta a NRC utilizando el sobre con franqueo pre-pagado incluido.  
National Research Center, Data Entry  
P.O. Box 549, Belle Mead NJ 08502-9922**



City of Dallas  
GARLAND

**This is your last chance!**

If you have not completed your NCTCOG resident survey, **please do so!**

The results of this survey will help cities better address real-world needs and develop land-use and transportation policies for the region.

You can find the paper survey we mailed you and return it in the postage-paid envelope, or do the survey online at:

[www.bit.ly/2019nctcog](http://www.bit.ly/2019nctcog)

(Your password is above your address on the other side.)

Thank you in advance for helping us with this important study!



City of Excellence  
RICHARDSON  
DART  
TEXAS

**¡Esta es tu última oportunidad!**

Si no ha completado su encuesta de residentes de NCTCOG, **¡hágalo!**

Los resultados de esta encuesta ayudarán a las ciudades a abordar mejor las necesidades de la vida real, y a desarrollar políticas de aprovechamiento de tierras y transporte para la región.

Encuentre la encuesta en papel que le enviamos por correo y devuélvala en el sobre con franqueo pagado, o realice la encuesta en línea en:

[www.bit.ly/nctcog2019](http://www.bit.ly/nctcog2019)

(Su contraseña está por encima de su dirección en el otro lado).

¡Gracias por ayudarnos con esta importante encuesta!



City of Dallas  
GARLAND

**This is your last chance!**

If you have not completed your NCTCOG resident survey, **please do so!**

The results of this survey will help cities better address real-world needs and develop land-use and transportation policies for the region.

You can find the paper survey we mailed you and return it in the postage-paid envelope, or do the survey online at:

[www.bit.ly/2019nctcog](http://www.bit.ly/2019nctcog)

(Your password is above your address on the other side.)

Thank you in advance for helping us with this important study!



City of Excellence  
RICHARDSON  
DART  
TEXAS

**¡Esta es tu última oportunidad!**

Si no ha completado su encuesta de residentes de NCTCOG, **¡hágalo!**

Los resultados de esta encuesta ayudarán a las ciudades a abordar mejor las necesidades de la vida real, y a desarrollar políticas de aprovechamiento de tierras y transporte para la región.

Encuentre la encuesta en papel que le enviamos por correo y devuélvala en el sobre con franqueo pagado, o realice la encuesta en línea en:

[www.bit.ly/nctcog2019](http://www.bit.ly/nctcog2019)

(Su contraseña está por encima de su dirección en el otro lado).

¡Gracias por ayudarnos con esta importante encuesta!



City of Dallas  
GARLAND

**This is your last chance!**

If you have not completed your NCTCOG resident survey, **please do so!**

The results of this survey will help cities better address real-world needs and develop land-use and transportation policies for the region.

You can find the paper survey we mailed you and return it in the postage-paid envelope, or do the survey online at:

[www.bit.ly/2019nctcog](http://www.bit.ly/2019nctcog)

(Your password is above your address on the other side.)

Thank you in advance for helping us with this important study!



City of Dallas  
GARLAND

**This is your last chance!**

If you have not completed your NCTCOG resident survey, **please do so!**

The results of this survey will help cities better address real-world needs and develop land-use and transportation policies for the region.

You can find the paper survey we mailed you and return it in the postage-paid envelope, or do the survey online at:

[www.bit.ly/2019nctcog](http://www.bit.ly/2019nctcog)

(Your password is above your address on the other side.)

Thank you in advance for helping us with this important study!



City of Excellence  
RICHARDSON  
DART  
TEXAS

**¡Esta es tu última oportunidad!**

Si no ha completado su encuesta de residentes de NCTCOG, **¡hágalo!**

Los resultados de esta encuesta ayudarán a las ciudades a abordar mejor las necesidades de la vida real, y a desarrollar políticas de aprovechamiento de tierras y transporte para la región.

Encuentre la encuesta en papel que le enviamos por correo y devuélvala en el sobre con franqueo pagado, o realice la encuesta en línea en:

[www.bit.ly/nctcog2019](http://www.bit.ly/nctcog2019)

(Su contraseña está por encima de su dirección en el otro lado).

¡Gracias por ayudarnos con esta importante encuesta!





Your household has been selected at random to participate in a confidential survey about housing and travel preferences.

The results of this survey will help cities better address real-world needs and develop land-use and transportation policies for the region.

You will be mailed a copy of the survey in the next few days with instructions for completing and returning it. Thank you in advance for helping us with this important study!

Su hogar ha sido seleccionado al azar para participar en una encuesta confidencial sobre preferencias de vivienda y viajes.

Los resultados de esta encuesta ayudarán a las ciudades a abordar mejor las necesidades de la vida real, y a desarrollar políticas de aprovechamiento de tierras y transporte para la región.

En los próximos días se le enviará una copia de la encuesta con instrucciones para llenarla y devolverla. ¡Gracias anticipadas por ayudarnos con esta importante encuesta!



Your household has been selected at random to participate in a confidential survey about housing and travel preferences.

The results of this survey will help cities better address real-world needs and develop land-use and transportation policies for the region.

You will be mailed a copy of the survey in the next few days with instructions for completing and returning it. Thank you in advance for helping us with this important study!

Su hogar ha sido seleccionado al azar para participar en una encuesta confidencial sobre preferencias de vivienda y viajes.

Los resultados de esta encuesta ayudarán a las ciudades a abordar mejor las necesidades de la vida real, y a desarrollar políticas de aprovechamiento de tierras y transporte para la región.

En los próximos días se le enviará una copia de la encuesta con instrucciones para llenarla y devolverla. ¡Gracias anticipadas por ayudarnos con esta importante encuesta!



Your household has been selected at random to participate in a confidential survey about housing and travel preferences.

The results of this survey will help cities better address real-world needs and develop land-use and transportation policies for the region.

You will be mailed a copy of the survey in the next few days with instructions for completing and returning it. Thank you in advance for helping us with this important study!

Su hogar ha sido seleccionado al azar para participar en una encuesta confidencial sobre preferencias de vivienda y viajes.

Los resultados de esta encuesta ayudarán a las ciudades a abordar mejor las necesidades de la vida real, y a desarrollar políticas de aprovechamiento de tierras y transporte para la región.

En los próximos días se le enviará una copia de la encuesta con instrucciones para llenarla y devolverla. ¡Gracias anticipadas por ayudarnos con esta importante encuesta!



Your household has been selected at random to participate in a confidential survey about housing and travel preferences.

The results of this survey will help cities better address real-world needs and develop land-use and transportation policies for the region.

You will be mailed a copy of the survey in the next few days with instructions for completing and returning it. Thank you in advance for helping us with this important study!

Su hogar ha sido seleccionado al azar para participar en una encuesta confidencial sobre preferencias de vivienda y viajes.

Los resultados de esta encuesta ayudarán a las ciudades a abordar mejor las necesidades de la vida real, y a desarrollar políticas de aprovechamiento de tierras y transporte para la región.

En los próximos días se le enviará una copia de la encuesta con instrucciones para llenarla y devolverla. ¡Gracias anticipadas por ayudarnos con esta importante encuesta!



North Central Texas  
Council of Governments  
P.O. Box 5888  
Arlington, TX 76005

Presorted  
First Class Mail  
US Postage  
PAID  
Boulder, CO  
Permit NO. 94



North Central Texas  
Council of Governments  
P.O. Box 5888  
Arlington, TX 76005

Presorted  
First Class Mail  
US Postage  
PAID  
Boulder, CO  
Permit NO. 94



North Central Texas  
Council of Governments  
P.O. Box 5888  
Arlington, TX 76005

Presorted  
First Class Mail  
US Postage  
PAID  
Boulder, CO  
Permit NO. 94



North Central Texas  
Council of Governments  
P.O. Box 5888  
Arlington, TX 76005

Presorted  
First Class Mail  
US Postage  
PAID  
Boulder, CO  
Permit NO. 94



**North Central Texas  
Council of Governments**  
P.O. Box 5888  
Arlington, TX 76005

Presorted  
First Class Mail  
US Postage  
PAID  
Boulder, CO  
Permit NO.94

**Here's your chance to help your community!**

Hello, my name is \_\_\_\_\_ and I am working with the North Central Texas Council of Governments and DART on a study of community and travel related issues around DART stations. We are doing a survey to help local governments, businesses and developers make better decisions about how to develop rail and bus station areas and maximize access for residents.

We want to assure you that your responses will be kept confidential and the results of the survey will be reported only in group form.

**Q1. To start, Which best describes your race and/or ethnicity?**

**(Check all that apply) (READ LIST AS NECESSARY)**

- 1 Hispanic
- 2 African American/black
- 3 Asian or Pacific Islander
- 4 Caucasian/white
- 5 Native American
- 6 Other
- 9 DK/REF (DNR)

For the original Hispanic oversample:  
If they do not answer "Hispanic" only or "Hispanic" with another race/ethnicity, thank and terminate.

This was lifted when the phone survey was used for the "regular" survey.

**Q2. About how long have you lived in your current home? .....**

\_\_\_\_\_ months \_\_\_\_\_ years (999999=DON'T KNOW/REFUSED DNR)

**Q3. What was the zip code of the last home YOU MOVED FROM? ..**

\_\_\_\_\_ zip code (99999=DK/REF DNR)

**Q4. What are the reasons that you moved from your last home to your current home?**

**(Check all that apply) (DNR, use other specify if other reason, or too difficult to categorize)**

- 1 Changes in household status (e.g., number of people in household changed, employment status changed, etc.)
- 2 Wanted a different neighborhood
- 3 Wanted a different house type, style, size, lot or other amenities
- 4 Workplace or school location changed
- 5 Now able to work from home (telework)
- 6 No longer able to work from home (telework)
- 7 To reduce transportation expenses
- 8 To reduce household expenses (heating/cooling, lawn care)
- 9 Shorter or easier commute
- 10 To be closer to a DART stop or station
- 11 Something else *please specify* \_\_\_\_\_

99 DON'T KNOW/REFUSED (DO NOT READ)

**Q5. Do you own or rent your current home? (Check one)**

- 1 Own, with a mortgage)
- 2 Own, without a mortgage)
- 3 Rent
- 4 Other (*please specify* \_\_\_\_\_)
- 9 DON'T KNOW/REFUSED (DO NOT READ)

**Q6. What type of home do you currently live in? (Check one) (READ LIST AS NEEDED)**

- 1 Single family house
- 2 Duplex
- 3 Townhouse
- 5 Apartment/condo (building with 3 or more apartments)
- 6 Mobile home
- 7 Dorm or student housing
- 4 Other (please specify \_\_\_\_\_)
- 9 DON'T KNOW/REFUSED (DO NOT READ)

**Q7. How many bedrooms and bathrooms are in your current home?**

\_\_\_\_\_ bedrooms (99 DON'T KNOW/REFUSED DNR)  
 \_\_\_\_\_ bathrooms(99 DON'T KNOW/REFUSED DNR)

**Q8. What type of parking do you have for your current home? (READ LIST AS NEEDED)**

- 1 Garage attached to my home, or in my driveway
- 2 Free unassigned parking in garage or lot for my building/complex
- 3 Free assigned space(s) in a parking lot/garage or on-street
- 4 Paid parking in a parking lot/garage
- 6 No parking for current home
- 7 Free unassigned space(s) on-street
- 8 Free permitted street parking
- 9 Paid permitted street parking
- 5 Other \_\_\_\_\_
- 10 DON'T KNOW/REFUSED (DO NOT READ)

**Q9. About what is your current monthly rent, mortgage payment (including taxes and insurance), or taxes and insurance if you own without a mortgage? ..... \$ \_\_\_\_\_**

- 9 DON'T KNOW/REFUSED (DO NOT READ)

**Q10. We would like to know about some things that might be near your home. For each item I read to, I'm going to want you to tell me if it is within a half mile of your home, if you would like it be closer, and what mode of transportation you usually use to get to it.**

**What about {item}? Is it within a half mile of your home? (1=yes, 2=no, 9=DK/REF)**  
**Would you like it to be closer? (1=yes, 2=no, 3=don't care, 9=DK/REF)**  
**How do you usually get to (the) {item}? Do you usually drive, use Dart, walk or bike, or not usually use it? (9=DK/REF)**

- a. Rail station
- b. Bus stop
- c. Freeway
- d. Parks and open space
- e. Athletic facilities
- f. Theaters, libraries, music venues
- g. Place of worship/religious institutions
- h. Friends and family
- i. Banking
- j. Child care
- k. Medical facilities
- l. Grocery stores
- m. Retail stores
- n. Restaurants, bars coffee shops
- o. Airport
- p. Downtown
- q. Schools (K-12)
- r. Colleges
- s. Employment
- t. Social services (veteran services, food assistance, etc.)

Are there any other services or amenities you would like to have closer to you?

---

**Q11. I am going to read you a list of some factors that may have been important to you when you were looking for the home you now live in. Please tell me if each was an essential factor, somewhat important, or not important when you were looking for your home. What about . . . ? Would you say . . .**

- 1 Essential
  - 2 Somewhat important
  - 3 Not important
- 
- a. Cost of housing
  - b. Good investment potential
  - c. Newly built home
  - d. More living space
  - e. Less living space
  - f. Large yard
  - g. Less home and yard maintenance
  - h. Secondary living unit on property
  - ii. Good bicycle routes beyond the neighborhood
  - jj. Easy access to DART service
  - i. Lots of parking
  - j. Near high quality K-12 schools
  - k. Neighborhood had a variety of housing styles
  - l. Neighborhood character and architecture
  - m. Quiet neighborhood
  - n. Sidewalks throughout the neighborhood
  - o. Low level of car traffic on neighborhood streets
  - p. Low crime rate within neighborhood
  - q. Lots of interaction with neighbors/lively neighborhood
  - r. Child-friendly neighborhood
  - s. Diverse neighbors in terms of ethnicity, race, and age
  - t. Economic level of neighbors similar to my level
  - u. Close to friends or family
  - v. Close to workplace
  - w. Close to school or college
  - x. Close to health services
  - y. Close to child care
  - z. Parks and open spaces nearby
  - aa. Community centers, recreation centers or pools nearby
  - bb. Nearby theaters, libraries, music venues etc.
  - cc. Restaurants, coffee shops, bars within walking distance
  - dd. Food/grocery shopping within walking distance
  - ee. Other shopping areas within walking distance
  - ff. Easy access to the freeway
  - gg. Easy access to downtown
  - hh. Easy access to airport
  - kk. Other (please specify): \_\_\_\_\_

**Q12. What street improvements to your neighborhood might better encourage or enable you to walk or bike more? What about . . . (CHECK ALL THAT APPLY. READ LIST IF NEEDED)**

- 1 Need more/better sidewalks
- 2 More safe road crossings
- 3 More bike lanes/ separate bike trails/routes
- 5 More shade/street trees
- 6 Better lighting at night
- 7 Reduced speed/ volume of traffic
- 4 Other: \_\_\_\_\_
- 8 NONE (DNR)
- 9 DK/REF (DNR)

**Q13. Since moving to your current location, would you say you use DART . . .**

- 1 MORE than before → ask Q13a
- 2 About THE SAME as before
- 3 LESS than before → ask Q13b
- 4 DON'T KNOW/REFUSED (DNR)

**Q13a. Why do you use DART more?**


---

(99=DK/REF (DNR))

**Q13b. Why do you use DART less?**


---

(99=DK/REF (DNR))

**Q14. Since moving to your current location, would you say you drive**

- 1 MORE than before → ask Q14a
- 2 About THE SAME as before
- 3 LESS than before → ask Q14b

**Q14a. Why do you drive more?**


---

(99=DK/REF (DNR))

**Q14b. Why do you drive less?**


---

(99=DK/REF (DNR))

**Q15. What are reasons you do not use DART or walk (or use DART or walk more often) for trips like grocery shopping, running errands, eating out or entertainment? What about . . .****Would you say this is or is not a reason?**

- 1 Yes, a reason
- 2 No, not a reason
- 9 DON'T KNOW/REFUSED (DNR)

- a. Transit stop/station too far away
- b. Transit schedule is inconvenient
- c. Can drive there faster
- d. Unpleasant walking environment
- e. Too far to walk
- f. Physical barriers to walking (missing sidewalks, can't cross busy roadway/highway, etc.)
- g. Don't feel safe from crime
- h. Don't feel safe from traffic

**Any other reasons?**


---

**Q16. Which best describes your employment status? (Check all that apply)**

- 1 Employed full-time (ask Q17a)
- 2 Employed part-time (ask Q17a)
- 3 In college or vocational school (ask Q17b)
- 4 In high school or GED classes (ask Q17b)
- 5 Retired → go to Q26
- 6 Disabled/ on disability status → go to Q26
- 7 Homemaker → go to Q26
- 8 Unemployed → go to Q26
- 9 DON'T KNOW/REFUSED (DNR)



**Q17. a) What is the zip code and the address or nearest major intersection for your work? and/or**

**b) What is the zip code and the address or nearest major intersection for your school?**

**Workplace**

99 DON'T KNOW/REFUSED (DNR)

98 I work from my home

Zip code \_\_\_\_\_

Address or nearest major intersection \_\_\_\_\_

& \_\_\_\_\_

City \_\_\_\_\_

**School**

99 DON'T KNOW/REFUSED (DNR)

98 I attend school online from home

Zip code \_\_\_\_\_

Address or nearest major intersection \_\_\_\_\_

& \_\_\_\_\_

City \_\_\_\_\_

**Q18. How long does it usually take**

**you to get from home to work or school?** ..... \_\_\_\_\_ hours \_\_\_\_\_ minutes

9 DON'T KNOW/REFUSED (DNR)

**Q19. At your most recent previous home, what mode(s) did you use on your typical commute? (Check all that apply)**

**READ LIST AS NECESSARY**

- 1 Walked and took transit
- 2 Biked and took transit
- 3 Drove and took transit
- 5 Walked all the way
- 6 Biked all the way
- 7 Drove by myself
- 9 Carpooled
- 10 Worked at home
- 11 Taxi or ride share
- 8 Other: \_\_\_\_\_
- 4 N/A did not go to work
- 99 DON'T KNOW/REFUSED (DNR)

**Q20. Thinking about last week, how did you get to and from work or school each day?**

**On {day}, did you . . . (Choose all modes that apply each day)**

- |              |                                 |
|--------------|---------------------------------|
| a. Monday    | 1 Did not work/go to school     |
| b. Tuesday   | 2 Teleworked (worked from home) |
| c. Wednesday | 3 Drove vehicle alone           |
| d. Thursday  | 4 Car/van pooled                |
| e. Friday    | 5 Took taxi, Uber, or Lyft      |
| f. Saturday  | 6 Drove motorbike or scooter    |
| g. Sunday    | 7 Took train/light rail         |
|              | 8 Took bus                      |
|              | 9 Walked                        |
|              | 10 Biked                        |
|              | 99 DON'T KNOW/REFUSED (DNR)     |

**Q21. Did you take a bus, train and/or light rail to get to work or school on any day last week?**

**MIGHT NOT HAVE TO ASK THIS QUESTION IF USE RESPONSES FROM ABOVE**

- Yes       No → go to q24

**Q22. At which bus stop or rail station did you board (on your way to work or school)? \_\_\_\_\_ (99=DK/REF)**

**Q23. At which bus stop or rail station did you get off (on your way to work or school)? \_\_\_\_\_ (99=DK/REF)**

**Q24. SKIP THIS IF THEY DID USE BUS OR LIGHT RAIL MORE THAN TWO DAYS**

**How much is each of the following a reason you do not use DART or do not use it more often for your commute to or from work or school?**

**What about {Reason from below}? Would you say it is a . . .**

1. Very big reason
  2. Big reason
  3. Small reason
  4. Not a reason
  9. DON'T KNOW/REFUSED (DNR)
- 
- a. I don't know enough about it, I need more information
  - b. Service is not frequent enough to be convenient
  - c. Trip takes too long / too many transfers
  - d. Costs too much
  - e. Too crowded/ seating is not available
  - f. It is not comfortable to ride DART (uncomfortable seats, too hot or too cold, etc.)
  - g. I need my car before or after work
  - h. I need my car during the day (while at work)
  - i. It is too far from my home to the stop/station
  - j. It is too far from my work to the stop/station
  - k. Trouble finding my way before or after the trip
  - l. Physical barriers (missing sidewalks, can't cross busy roadway/highway, etc.) between home and the stop/station
  - m. Walking to and from stop/station is an unpleasant experience
  - n. I don't feel safe from crime walking to stop/station
  - o. I don't feel safe from traffic walking to stop/station
  - p. I don't feel safe riding DART trains and buses
  - q. I just don't like riding DART
  - r. Bad weather (rain, too hot, too cold, etc.)
  - s. Parking is free, so no need to use DART

**Any other reasons you do not use DART for your commute?**

---



---

**Q25. If you drive to work, where do you *typically* park? (Check one)**  
**(READ LIST AS NECESSARY)**

- 1 Never drive to work
- 2 Park for free in a lot or garage that's part of the property or paid by employer
- 3 In a free public parking lot or garage (not part of building where you work)
- 4 Pay to park for the day
- 5 Pay to park with a monthly permit
- 6 Free street parking
- 7 Metered street parking
- 8 Other \_\_\_\_\_
- 9 DON'T KNOW/REFUSED (DNR)

**[ASK IF Q25=4]**

**Q25a. What do you pay for this parking? \$\_\_\_\_\_ per day (999=DON'T KNOW/REFUSED)**

**[ASK IF Q25=4]**

**Q25b. What do you pay for this permit? \$\_\_\_\_\_ per month (99999=DON'T KNOW/REFUSED)**

Finally, I'd like to ask you a few questions for classification purposes. I want to again reassure you that your results are completely confidential.

**Q26. Which best describes how close your home is to a DART station? (Check one)**

- 1 I am an easy walk to a rail station
- 2 It is a little far, but I could walk to a rail station
- 3 I am too far to walk to a rail station
- 9 DK/REF (DNR)

**Q27. How many bikes and vehicles are at your household that are currently in good condition and available for use?**

\_\_\_\_\_ number of bikes (99=DK/REF)

\_\_\_\_\_ number of vehicles  
(cars, trucks, motorcycles, scooters, etc.)  
(99=DK/REF DNR)

**Q28. Which of the following on-demand services do you use? (Check all that apply)**

- 1 Bike share or electric scooter  
(e.g., VBike, Lime, Bird)
- 2 Car share (e.g., Zipcar, etc.)
- 3 Ride-sharing (Uber, Lyft)
- 4 None of these
- 9 DK/REF (DNR)

**Q29. How much education have you completed? (Check one)**

- Did not graduate high school
- High school or GED
- Some college, Associates degree or technical/trade school
- Bachelor's degree
- Graduate/professional degree
- 9 DK/REF (DNR)

**Q30. What is your gender? (Check one)**

- Male
- Female
- 9 DK/REF (DNR)

**Q31. What is your age? (Check one)**

- 1 18-24    3 35-44    5 55-64    7 75-84
- 2 25-34    4 45-54    6 65-74    8 85+
- 9 DK/REF (DNR)

**Q32. Who else lives with you? (Check all that apply)  
(READ LIST AS NECESSARY)**

- 1 Only me
- 3 My spouse/partner
- 4 Children → **How many?** \_\_\_ children (99=DK/REF)
- 5 Other adults → **How many?** \_\_\_ other adults,  
*not including you and your spouse/partner*  
(99=DK/REF DNR)

**Q33. Do you, or anyone in your household, have a hearing, sight, or mobility disability? (Check one)**

1 Yes                      2 No                      9 DK/REF (DNR)

**Q34. Are you or anyone in your household aged 65 or older? (Check one)**

1 Yes                      2 No                      9 DK/REF (DNR)

**Q35. How much was your household's total income before taxes in 2018? Please include income from all sources for all people living in your household. (Check one) Would you say . . .**

- Less than \$14,999
- \$15,000 to \$19,999
- \$20,000 to \$29,999
- \$30,000 to \$39,999
- \$40,000 to \$49,999
- \$50,000 to \$74,999
- \$75,000 to \$99,999
- \$100,000 to \$149,999
- \$150,000 or more

**Q36. Finally, we would like to thank you for participating in this survey by entering you in a drawing for a \$500 prize. Can you please give me your name and address for the drawing?**

**Name:** \_\_\_\_\_

**Address:** \_\_\_\_\_

Thank you!

**INITIAL RESIDENT SURVEY VOICE MAIL MESSAGE**

Hello! We are conducting a survey about community and travel-related issues, and we would like to hear from you. This survey is being conducted for the North Central Texas Council of Governments (NCTCOG), in partnership with DART and the cities of Dallas, Garland, Plano, and Richardson. To participate in the survey, you can go to [www.bit.ly/2019nctcog](http://www.bit.ly/2019nctcog) (w-w-w-dot-b-i-t-dot-l-y-slash-2019-n-c-t-c-o-g). The password you need to enter to do the survey is XXXXXX. Or, you can participate next time we try to call you. Thank you!

**SPANISH RESIDENT SURVEY VOICE MAIL GREETING (Initial VM):**

¡Hola! Estamos haciendo una encuesta sobre temas relacionados con la comunidad y sus viajes, y nos gustaría saber de usted. El North Central Texas Council of Governments (NCTCOG), está llevando a cabo esta encuesta, en asociación con DART y las ciudades de Dallas, Garland, Plano y Richardson. Para participar en la encuesta usted puede iniciar una sesión en [www.bit.ly/nctcog2019](http://www.bit.ly/nctcog2019) (w-w-w-punto-b-i-t-punto-l-y-barra oblicua-2019-n-c-t-c-o-g). La contraseña que debe ingresar para completar la encuesta es XXXXXX. O también tiene la opción de participar la próxima vez que le llamemos. ¡Gracias!

**FOURTH ATTEMPT RESIDENT SURVEY VOICE MAIL MESSAGE:**

Hello! We are reaching out about the important community survey being conducted by the North Central Texas Council of Governments (NCTCOG), in partnership with DART and the cities of Dallas, Garland, Plano, and Richardson. You still have time to include your voice in the survey and as a thank you for participating, you would be entered into a drawing for a \$500 prize. You can go to [www.bit.ly/2019nctcog](http://www.bit.ly/2019nctcog) (w-w-w-dot-b-i-t-dot-l-y-slash-2019-n-c-t-c-o-g). The password you need to enter to do the survey is XXXXXX. Or, you can participate next time we try to call you. Thank you!

**SPANISH RESIDENT SURVEY VOICE MAIL GREETING (4<sup>th</sup> attempt VM):**

¡Hola! Le estamos contactando acerca de una importante encuesta comunitaria que está haciendo El North Central Texas Council of Governments (NCTCOG), en asociación con DART y las ciudades de Dallas, Garland, Plano y Richardson. Todavía tiene tiempo para incluir su opinión en esta encuesta y, como agradecimiento por participar, usted podría entrar en un sorteo por un premio de \$ 500. Para participar en la encuesta usted puede iniciar una sesión en [www.bit.ly/nctcog2019](http://www.bit.ly/nctcog2019) (w-w-w-punto-b-i-t-punto-l-y-barra oblicua-2019-n-c-t-c-o-g). La contraseña que debe ingresar para completar la encuesta es XXXXXX. O también tiene la opción de participar la próxima vez que le llamemos. ¡Gracias!

**CHANGES TO RESIDENT SCRIPT:**

**Intro:**

Hello, my name is \_\_\_\_\_ and I am working with the North Central Texas Council of Governments and DART on a study of community and travel related issues around DART stations. We are doing a survey to help local governments, businesses and developers make better decisions about how to develop rail and bus station areas and maximize access for residents. To thank you for your participation, you will be entered into a drawing for a \$500 prize.

**Spanish Intro:**

Hola, mi nombre es \_\_\_\_\_ y estoy trabajando para el North Central Texas Council of Governments y el DART en una encuesta sobre asuntos relacionados con la comunidad y sus viajes alrededor de las estaciones del DART. Estamos haciendo una encuesta para ayudar a los gobiernos locales, negocios y urbanizadores a hacer mejores decisiones acerca de cómo desarrollar las áreas alrededor de las estaciones de trenes y autobuses, y aumentar al máximo el acceso para los residentes. Para agradecerle por su participación, entrará en un sorteo por un premio de \$ 500.

**Last question:**

**Q36. Finally, we would like to thank you for participating in this survey by entering you in a drawing for a \$500 prize. Can you please give me your name and address for the drawing?**

**Name:** \_\_\_\_\_

**Address:** \_\_\_\_\_

(Add Refusal or opt-out of drawing)

**Spanish Last question:**

**Q36. Finalmente, como agradecimiento por su participación en esta encuesta, nos gustaría entrarle en un sorteo por un premio de \$ 500. ¿Me puede dar su nombre y su dirección para el sorteo?**

**Nombre:** \_\_\_\_\_

**Dirección:** \_\_\_\_\_

(Add Refusal or opt-out of drawing)

# **Employer Survey Materials**

The following pages contain a copy of the mailed survey and the mailing materials (e.g., postcards) and the telephone interview script for the telephone version of the survey in English and Spanish.



North Central Texas Council of Governments

PIN: XXXX
CONTACT NAME or OWNER/MANAGER
BUSINESS NAME
STREET ADDRESS
CITY, STATE XXXXX-XXXX
Bar code

Queremos entender el motivo por el que los negocios se establecen cerca de líneas de trenes DART, y si consideran que estar cerca a estas líneas de trenes DART tiene un impacto positivo o negativo en su negocio y/o empleados, clientes y consumidores.

Puede llenar la encuesta en línea en español en:

www.nrc-survey.com

Su contraseña (PIN) está arriba de su dirección, a la izquierda.

También puede llamar al 844-343-3721 para que llene la encuesta en español por teléfono.

Dear Owner/Manager,

Here's your chance to help your community and address travel related issues by telling us about your experiences.

The North Central Texas Council of Governments (NCTCOG), a voluntary association of local governments established to assist in regional planning, wants to better understand why businesses locate near Dallas Area Rapid Transit (DART) rail lines and whether they think being near these DART lines has a positive or negative impact on their business and/or employees, customers, and clients.

Please share your experience by completing this survey! If you are not the best person in your organization to complete this survey, please give it to someone who will be able to answer these questions.

You can complete this paper survey and return it in the enclosed postage-paid envelope, or you can complete the survey online at:

www.nrc-survey.com

At the start of the survey, please enter the 6-digit passcode that is printed above your address at the top of this page. Your answers will remain strictly confidential and will be reported in group form only.

https://www.nctcog.org/trans/plan/land-use/tod/planning-studies/tod-survey

Thank you for your time!

Q1. First, please look at your address above. Is the name of your business correct?

- Yes
No -> Q1a. What is the correct name?

Q2. What type of business is this?

- Retail/sales
Service/restaurant/delivery
Manufacturing/production/"high-tech"
Office (professional, business, administrative, support)
Medical/dental
Construction/trades/laborer
Other

Q3. Including yourself, how many full-time, part time and contract employees are at this location?

full time
part time
contract

Q4. Roughly, what percent of employees at this worksite work the following schedules: (Doesn't have to add to 100%, as categories might overlap)

% Weekdays, daytime
% Weekdays, evenings or night
% Weekends
% Varying or unpredictable schedule



**Q5. About what proportion of your organization's employees earn:**

- \_\_\_\_\_ % less than \$10 per hour
- \_\_\_\_\_ % between \$10 and \$20 per hour
- \_\_\_\_\_ % more than \$20 per hour

**Q6. About what proportion of your organization's employees are:**

- \_\_\_\_\_ % 29 or younger
- \_\_\_\_\_ % 30 to 49 years old
- \_\_\_\_\_ % 50 to 64 years old
- \_\_\_\_\_ % 65 or older

**Q7. About what proportion of your organization's employees telework (i.e., work from home/offsite) one or more days a week?**

\_\_\_\_\_ % teleworkers

**Q8. What are your hours of operation?**

	<u>From:</u>	<u>To:</u>
Monday .....	_____	_____
Tuesday .....	_____	_____
Wednesday .....	_____	_____
Thursday .....	_____	_____
Friday .....	_____	_____
Saturday .....	_____	_____
Sunday .....	_____	_____

**Q9. What type of building is your organization in?**

- 1 to 2 story office
- 3 to 5 story office
- 6 or more story office
- Warehouse type building
- Shopping/retail center
- Center with shopping/retail and other uses
- Stand-alone retail (our business is the whole building)
- Other \_\_\_\_\_

**Q10. In what year did your organization open this location?** \_\_\_\_\_ year

**Q11. Has your organization always been located here, or did you move from another location?**

- Moved from another location
- Always located here → go to Q13

**Q12. What was the zip code of the previous location?**

\_\_\_\_\_ zip code

**Q13. When your organization made the decision to locate here, did you know a DART station was nearby (or would be built, if not yet built at that time)?**

- Yes
- No
- Don't know

**Q14. Does your organization plan to stay in this location for the next few years?**

- Will stay → go to Q17
- Might move
- Will definitely move
- Don't know

**Q15. Why would your organization move? (Check all that apply.)**

- Rents are increasing
- We need more space
- We want to have a smaller space
- We want more parking
- We want a different type of building
- We want a different type of neighborhood
- Other: \_\_\_\_\_

**Q16. How important is it that your next location is near a DART stop or station?**

- Very important
- Somewhat important
- Not at all important
- Don't know

**Q17. How close is your business to free parking that is not paid for by your organization, your employees, or your customers and clients (if applicable)?**

- On the same property or right next to our building
- Within a block of my building
- More than a block

**Q18. Does your organization share parking with any other businesses?**

- Yes
- No

**Q19. How many parking spaces does your organization have that are reserved exclusively for your employees or customers and clients? These spaces could be owned by your organization or assigned to your organization as part of the lease, but are not shared with other businesses.**

\_\_\_\_\_ # of parking spaces

**Q20. What type of parking is available to your employees and to your customers/clients? (Check all that apply.)**

	<u>For employees</u>	<u>For customers/clients</u>
No parking is provided.....	<input type="checkbox"/>	<input type="checkbox"/>
Free parking at building location .....	<input type="checkbox"/>	<input type="checkbox"/>
Paid parking at building location .....	<input type="checkbox"/>	<input type="checkbox"/>
Free parking at separate location .....	<input type="checkbox"/>	<input type="checkbox"/>
Paid parking at separate location .....	<input type="checkbox"/>	<input type="checkbox"/>
Free street parking.....	<input type="checkbox"/>	<input type="checkbox"/>
Metered street parking .....	<input type="checkbox"/>	<input type="checkbox"/>
Other .....	<input type="checkbox"/>	<input type="checkbox"/>

**Q21. Overall, would you say your organization has access to too little parking, enough parking, or more than enough parking for your employees and your customers or clients?**

	<u>For employees</u>	<u>For customers/clients</u>
Too little parking.....	<input type="checkbox"/>	<input type="checkbox"/>
Enough parking.....	<input type="checkbox"/>	<input type="checkbox"/>
More than enough parking.....	<input type="checkbox"/>	<input type="checkbox"/>

**Q22. (1) Please think back to when your organization made the decision to locate here and tell us whether each item listed had a strong influence, somewhat of an influence, or was not an influence in choosing this location?  
(2) Then tell us whether the organization’s expectation for each of these items was fully met, somewhat met, or not met at all?**

	<u>(1) How much of an influence was this for choosing location</u>				<u>(2) How well were expectations for the location met</u>		
	<u>Strong influence</u>	<u>Somewhat of an influence</u>	<u>Not an influence</u>	<u>Don't know</u>	<u>Fully met</u>	<u>Somewhat met</u>	<u>Not met at all</u>
Having easy access by car for customers or employees	<input type="checkbox"/>	<input type="checkbox"/>	<input type="checkbox"/>	<input type="checkbox"/>	<input type="checkbox"/>	<input type="checkbox"/>	<input type="checkbox"/>
High visibility of business to cars passing by	<input type="checkbox"/>	<input type="checkbox"/>	<input type="checkbox"/>	<input type="checkbox"/>	<input type="checkbox"/>	<input type="checkbox"/>	<input type="checkbox"/>
The availability of parking for customers and employees	<input type="checkbox"/>	<input type="checkbox"/>	<input type="checkbox"/>	<input type="checkbox"/>	<input type="checkbox"/>	<input type="checkbox"/>	<input type="checkbox"/>
Customer foot traffic from a rail station	<input type="checkbox"/>	<input type="checkbox"/>	<input type="checkbox"/>	<input type="checkbox"/>	<input type="checkbox"/>	<input type="checkbox"/>	<input type="checkbox"/>
Customer foot traffic from employees at nearby businesses	<input type="checkbox"/>	<input type="checkbox"/>	<input type="checkbox"/>	<input type="checkbox"/>	<input type="checkbox"/>	<input type="checkbox"/>	<input type="checkbox"/>
Customer foot traffic from customers of nearby businesses	<input type="checkbox"/>	<input type="checkbox"/>	<input type="checkbox"/>	<input type="checkbox"/>	<input type="checkbox"/>	<input type="checkbox"/>	<input type="checkbox"/>
Customer foot traffic from local residents	<input type="checkbox"/>	<input type="checkbox"/>	<input type="checkbox"/>	<input type="checkbox"/>	<input type="checkbox"/>	<input type="checkbox"/>	<input type="checkbox"/>
Having access to a larger workforce through DART	<input type="checkbox"/>	<input type="checkbox"/>	<input type="checkbox"/>	<input type="checkbox"/>	<input type="checkbox"/>	<input type="checkbox"/>	<input type="checkbox"/>
Your employees seeing a DART commute option as a benefit	<input type="checkbox"/>	<input type="checkbox"/>	<input type="checkbox"/>	<input type="checkbox"/>	<input type="checkbox"/>	<input type="checkbox"/>	<input type="checkbox"/>
Having nearby restaurants, coffee shops or bars viewed as a benefit by your employees	<input type="checkbox"/>	<input type="checkbox"/>	<input type="checkbox"/>	<input type="checkbox"/>	<input type="checkbox"/>	<input type="checkbox"/>	<input type="checkbox"/>
Having nearby stores (groceries, clothing, etc.) viewed as a benefit by your employees	<input type="checkbox"/>	<input type="checkbox"/>	<input type="checkbox"/>	<input type="checkbox"/>	<input type="checkbox"/>	<input type="checkbox"/>	<input type="checkbox"/>
Having nearby personal services (such as hair salons or dry cleaners) viewed as a benefit by your employees	<input type="checkbox"/>	<input type="checkbox"/>	<input type="checkbox"/>	<input type="checkbox"/>	<input type="checkbox"/>	<input type="checkbox"/>	<input type="checkbox"/>
Having nearby medical or daycare centers viewed as a benefit by your employees	<input type="checkbox"/>	<input type="checkbox"/>	<input type="checkbox"/>	<input type="checkbox"/>	<input type="checkbox"/>	<input type="checkbox"/>	<input type="checkbox"/>

**Any other reasons your organization chose its current location?**

---



---

**Q23. There are many strategies for influencing how employees travel to and from work. For each one listed below, indicate whether this program is currently available at your workplace, you are considering introducing this program, or you would not consider implementing it.**

	<u>Currently have this program</u>	<u>Considering introducing this program</u>	<u>Would NOT consider implementing this program</u>
Teleworking (a regular, off-site work arrangement) .....	<input type="checkbox"/>	<input type="checkbox"/>	<input type="checkbox"/>
Compressed work weeks (i.e., 40 hours in 4 days, 80 hours in 9 days).....	<input type="checkbox"/>	<input type="checkbox"/>	<input type="checkbox"/>
Flexible work schedules (varying starting and ending times).....	<input type="checkbox"/>	<input type="checkbox"/>	<input type="checkbox"/>
Free/subsidized DART transit passes.....	<input type="checkbox"/>	<input type="checkbox"/>	<input type="checkbox"/>
Organized carpool/vanpool .....	<input type="checkbox"/>	<input type="checkbox"/>	<input type="checkbox"/>
Incentives for carpooling (e.g., preferred parking, etc.) .....	<input type="checkbox"/>	<input type="checkbox"/>	<input type="checkbox"/>
Incentives for walking.....	<input type="checkbox"/>	<input type="checkbox"/>	<input type="checkbox"/>
Incentives for bicycling.....	<input type="checkbox"/>	<input type="checkbox"/>	<input type="checkbox"/>
Charging employees to park in company owned or leased spaces.....	<input type="checkbox"/>	<input type="checkbox"/>	<input type="checkbox"/>
A commute allowance which could be used for bus or vanpool fares or parking fees (instead of just subsidizing employee parking) .....	<input type="checkbox"/>	<input type="checkbox"/>	<input type="checkbox"/>
Shuttles to transit or other frequently used locations .....	<input type="checkbox"/>	<input type="checkbox"/>	<input type="checkbox"/>
Access to vehicles for mid-day trips .....	<input type="checkbox"/>	<input type="checkbox"/>	<input type="checkbox"/>
Access to bicycles for mid-day trips.....	<input type="checkbox"/>	<input type="checkbox"/>	<input type="checkbox"/>
Bike storage (bike lockers, bike racks) .....	<input type="checkbox"/>	<input type="checkbox"/>	<input type="checkbox"/>
On-site amenities for walkers and bicyclists (i.e., showers, lockers) .....	<input type="checkbox"/>	<input type="checkbox"/>	<input type="checkbox"/>

**Q24. Is your organization interested in learning more about any of these transportation management strategies?**

- Yes       No       Maybe/don't know

**Q25. As part of this study, the NCTCOG team would like to survey your employees as well. This employee-focused survey will help us learn about their current commuting habits and difficulties. The employee survey should not take long to complete, and all responses will be anonymous. It can be completed as an online survey or we could provide paper surveys with postage-paid return envelopes, so your employees could complete the paper survey and return it by mail for free.**

**Would you be willing to share a survey with your employees?**

- Yes       No

→ **Q25a. What would work best for you and your employees, for us to email you a link to the survey to share with your employees, or for us to provide paper surveys?**

- Email me a link to forward to employees  
 Provide me with paper copies to distribute to employees

**Please provide your name, email address and phone number so that we can send you the web link to share with your employees or call you to coordinate providing you with paper surveys.**

Name: \_\_\_\_\_

Email \_\_\_\_\_ Phone \_\_\_\_\_ - \_\_\_\_\_ - \_\_\_\_\_

**Thank you! Please return the survey in the postage-paid envelope to the organization conducting this survey:  
 National Research Center, Data Entry, P.O. Box 549, Belle Mead NJ 08502-9922**



Dear Owner/Manager,

**Here's your chance to help your community and address travel related issues by telling us about your experiences.**

The North Central Texas Council of Governments (NCTCOG), wants to better understand why businesses locate near Dallas Area Rapid Transit (DART) rail lines and whether they think being near these DART lines has a positive or negative impact on their business and/or employees, customers, and clients.

The information from this survey will help NCTCOG and our planning partners from the cities of Dallas, Garland, Plano and Richardson as well as DART better understand how to develop station areas and neighborhoods to maximize access for employees and customers.

Please share your experience by completing this online survey!

[www.nrc-survey.com](http://www.nrc-survey.com)

At the start of the survey, please enter the 6-digit passcode that is printed above your address on the other side. Your answers will remain strictly confidential and will be reported in group form only.

If you are not the best person in your organization to complete this survey, please give it to someone who will be able to answer these questions.



Dear Owner/Manager,

**Here's your chance to help your community and address travel related issues by telling us about your experiences.**

The North Central Texas Council of Governments (NCTCOG), wants to better understand why businesses locate near Dallas Area Rapid Transit (DART) rail lines and whether they think being near these DART lines has a positive or negative impact on their business and/or employees, customers, and clients.

The information from this survey will help NCTCOG and our planning partners from the cities of Dallas, Garland, Plano and Richardson as well as DART better understand how to develop station areas and neighborhoods to maximize access for employees and customers.

Please share your experience by completing this online survey!

[www.nrc-survey.com](http://www.nrc-survey.com)

At the start of the survey, please enter the 6-digit passcode that is printed above your address on the other side. Your answers will remain strictly confidential and will be reported in group form only.

If you are not the best person in your organization to complete this survey, please give it to someone who will be able to answer these questions.



Dear Owner/Manager,

**Here's your chance to help your community and address travel related issues by telling us about your experiences.**

The North Central Texas Council of Governments (NCTCOG), wants to better understand why businesses locate near Dallas Area Rapid Transit (DART) rail lines and whether they think being near these DART lines has a positive or negative impact on their business and/or employees, customers, and clients.

The information from this survey will help NCTCOG and our planning partners from the cities of Dallas, Garland, Plano and Richardson as well as DART better understand how to develop station areas and neighborhoods to maximize access for employees and customers.

Please share your experience by completing this online survey!

[www.nrc-survey.com](http://www.nrc-survey.com)

At the start of the survey, please enter the 6-digit passcode that is printed above your address on the other side. Your answers will remain strictly confidential and will be reported in group form only.

If you are not the best person in your organization to complete this survey, please give it to someone who will be able to answer these questions.



Dear Owner/Manager,

**Here's your chance to help your community and address travel related issues by telling us about your experiences.**

The North Central Texas Council of Governments (NCTCOG), wants to better understand why businesses locate near Dallas Area Rapid Transit (DART) rail lines and whether they think being near these DART lines has a positive or negative impact on their business and/or employees, customers, and clients.

The information from this survey will help NCTCOG and our planning partners from the cities of Dallas, Garland, Plano and Richardson as well as DART better understand how to develop station areas and neighborhoods to maximize access for employees and customers.

Please share your experience by completing this online survey!

[www.nrc-survey.com](http://www.nrc-survey.com)

At the start of the survey, please enter the 6-digit passcode that is printed above your address on the other side. Your answers will remain strictly confidential and will be reported in group form only.

If you are not the best person in your organization to complete this survey, please give it to someone who will be able to answer these questions.



Dear Owner/Manager,

**Here's your chance to help your community and address travel related issues by telling us about your experiences.**

The North Central Texas Council of Governments (NCTCOG), wants to better understand why businesses locate near Dallas Area Rapid Transit (DART) rail lines and whether they think being near these DART lines has a positive or negative impact on their business and/or employees, customers, and clients.

The information from this survey will help NCTCOG and our planning partners from the cities of Dallas, Garland, Plano and Richardson as well as DART better understand how to develop station areas and neighborhoods to maximize access for employees and customers.

Please share your experience by completing this online survey!

[www.nrc-survey.com](http://www.nrc-survey.com)


At the start of the survey, please enter the 6-digit passcode that is printed above your address on the other side. Your answers will remain strictly confidential and will be reported in group form only.

If you are not the best person in your organization to complete this survey, please give it to someone who will be able to answer these questions.

Presorted  
First Class Mail  
US Postage  
PAID  
Boulder, CO  
Permit NO. 94




Presorted  
First Class Mail  
US Postage  
PAID  
Boulder, CO  
Permit NO. 94



Presorted  
First Class Mail  
US Postage  
PAID  
Boulder, CO  
Permit NO. 94



Presorted  
First Class Mail  
US Postage  
PAID  
Boulder, CO  
Permit NO. 94



Need to link the passcode in the sample to the survey data!

Hello, may I speak with the owner, manager or office manager?

Hello, my name is \_\_\_\_\_ and I am working with the North Central Texas Council of Governments and DART on a study of community and travel related issues around DART stations. We are collecting some data to help local governments, businesses and developers make better decisions about how to develop rail and bus station areas and maximize access for commuters and customers.

We'd like to ask you a few questions that will take a few minutes of your time. We also want to assure you that your responses will be kept confidential and the results of the survey will be reported only in group form. Is this a good time for you to do this survey?

**1. First, we'd like to confirm whether your company's address is at {insert address from sample list}?**

- 1) Yes → Go to question #2
- 2) No

**1a. Does your company have a location at {insert address from sample list}?**

- 1) Yes
- 2) No → { thank and terminate}:

**1b. {Ask this question, and then thank and terminate} We would like to contact the manager of that location to ask them to complete the survey. Can you tell me their name and phone number? (We will only use this information to contact them about this survey.)**

- 1) No → { thank and terminate}:
- 2) Yes:  
Name: \_\_\_\_\_  
Phone: \_\_\_\_\_

**2. What type of business is this? Would you say . . .**

- 1) Retail/sales
- 2) Service/restaurant/delivery
- 3) Manufacturing/production/"high-tech"
- 4) Office (professional, business, administrative, support)
- 5) Medical/dental
- 6) Construction/trades/laborer
- 7) Other: (specify)
- 8) DON'T KNOW/REFUSED (DNR)

**3. Including yourself, how many full-time, part time and contract employees are at this location?**

- 1) DON'T KNOW/REFUSED (DNR)
  - a. \_\_\_\_\_ full time
  - b. \_\_\_\_\_ part time
  - c. \_\_\_\_\_ contract

**4. Roughly, what percent of employees at this worksite work the following schedules:**

- 1) DON'T KNOW/REFUSED (DNR)
- a. \_\_\_\_\_ Weekdays, daytime
- b. \_\_\_\_\_ Weekdays, evenings or night
- c. \_\_\_\_\_ Weekends
- d. \_\_\_\_\_ Varying or unpredictable schedule

**5. About what proportion of your organization's employees earn:**

- 1) DON'T KNOW/REFUSED (DNR)
- a. \_\_\_\_\_% less than \$10 per hour
- b. \_\_\_\_\_% between \$10 and \$20 per hour
- c. \_\_\_\_\_% more than \$20 per hour

**6. About what proportion of your organization's employees are:**

- 1) DON'T KNOW/REFUSED (DNR)
- a. \_\_\_\_\_% less than \$10 per hour
- b. \_\_\_\_\_% between \$10 and \$20 per hour
- c. \_\_\_\_\_% more than \$20 per hour

**7. About what proportion of your organization's employees telework (i.e., work from home/offsite) one or more days a week?**

- 1) DON'T KNOW/REFUSED (DNR)
- \_\_\_\_\_ % telework

**8. What are your hours of operation?**

- 1) DON'T KNOW/REFUSED (DNR)

	<u>From:</u>	<u>To:</u>
a. Monday.....	_____	_____
b. Tuesday .....	_____	_____
c. Wednesday .....	_____	_____
d. Thursday .....	_____	_____
e. Friday .....	_____	_____
f. Saturday .....	_____	_____
g. Sunday .....	_____	_____

**9. What type of building is your organization in?**

- 1) 1 to 2 story office
- 2) 2 to 6 story office
- 3) 6 or more story office
- 4) Warehouse type building
- 5) Shopping/retail center
- 6) Center with shopping/retail and other uses
- 7) Stand-alone retail (our business is the whole building)
- 8) Other (specify)
- 9) DON'T KNOW/REFUSED (DNR)

**10. In what year did your organization open this location?**

- 1) DON'T KNOW/REFUSED (DNR)

\_\_\_\_\_ (year)

**11. Describe your organization's situation at this location. Would you say . . .**

- 1) Moved from another location
- 2) This is the first and only location (GO TO Q13)
- 3) New branch (GO TO Q13)
- 4) DON'T KNOW/REFUSED (DNR) (GO TO Q13)

**12. What was the zip code of the previous location?**

- 1) DON'T KNOW/REFUSED (DNR)

\_\_\_\_\_ *zip code*

**13. When your organization made the decision to locate here, did you know a DART station was nearby (or would be built, if not yet built at that time)?**

- 1) Yes
- 2) No
- 3) Don't know
- 4) REFUSED (DNR)

**14. Does your organization plan to stay in this location for the next few years?**

- 1) Will stay (GO TO Q17)
- 2) Might move
- 3) Will definitely move
- 4) Don't know
- 5) REFUSED (DNR)

**15. Why would your organization move? Would you say . . . (ALLOW MULTIPLE RESPONSES)**

- 1) Rents are increasing
- 2) We need more space
- 3) We want to have a smaller space
- 4) We want more parking
- 5) We want a different type of building
- 6) We want a different type of neighborhood
- 7) Other (specify)
- 8) DON'T KNOW/REFUSED (DNR)



**16. How important is it that your next location is near a DART stop or station?**

- 1) Very important
- 2) Somewhat important
- 3) Not at all important
- 4) Don't know
- 5) DON'T KNOW/REFUSED (DNR)

**17. How close is your business to free parking that is not paid for by your organization, your employees, or your customers and clients)? Would you say . . . .**

- 1) On the same property or right next to your building
- 2) Within a block of your building
- 3) More than a block
- 4) Not applicable
- 5) DON'T KNOW/REFUSED (DNR)

**18. Does your organization share parking with any other businesses?**

- 1) Yes
- 2) No
- 3) DON'T KNOW/REFUSED (DNR)

**19. How many parking spaces does your company have that are reserved exclusively for your employees or customers and clients? These spaces could be owned by your organization or assigned to it as part of the lease, but are not shared with other businesses.**

- 1) DON'T KNOW/REFUSED (DNR)  
\_\_\_\_\_ parking spaces

**20. What type of parking is available to your employees? What about . . . (CHECK ALL THAT APPLY.)**

- 1) No parking is provided
- 2) Free parking at building location
- 3) Paid parking at building location
- 4) Free parking at separate location
- 5) Paid parking at separate location
- 6) Free street parking
- 7) Metered street parking
- 8) Other (specify)
- 9) DON'T KNOW/REFUSED (DNR)

**20b And what type of parking is available to customers or clients? What about . . . (CHECK ALL THAT APPLY.)**

- 1) No parking is provided
- 2) Free parking at building location
- 3) Paid parking at building location
- 4) Free parking at separate location
- 5) Paid parking at separate location
- 6) Free street parking
- 7) Metered street parking
- 8) Other (specify)
- 9) DON'T KNOW/REFUSED (DNR)

**21. Overall, would you say your organization has access to too little parking, enough parking, or more than enough parking for its employees?**

- 1) Too little
- 2) Enough
- 3) More than enough
- 4) DON'T KNOW/REFUSED (DNR)

**21b And for your customers or clients? (Would you say your organization has access to too little parking, enough parking, or more than enough parking for customers and clients?)**

- 1) Too little
- 2) Enough
- 3) More than enough
- 4) DON'T KNOW/REFUSED (DNR)

**22. Please think back to when your company made the decision to locate here and tell us whether each item listed had a strong influence, somewhat of an influence, or was not an influence in choosing this location? Then tell us whether the company's expectation for each of these items was fully met, somewhat met, or not met at all?**

**How much of an influence was {A,B,C, etc.} for for choosing location?**

- 1) Strong influence
- 2) Somewhat of an influence
- 3) Not an influence
- 4) DON'T KNOW/REFUSED (DNR)

**And how well did this location meet those expectations (for {A,B,C,etc.})?**

- 1) Fully met
- 2) Somewhat met
- 3) Not met at all
- 4) DON'T KNOW/REFUSED (DNR)

- A. Having easy access by car for customers or employees
- B. High visibility of business to cars passing by
- C. The availability of parking for customers and employees
- D. Customer foot traffic from a rail station
- E. Customer foot traffic from employees at nearby businesses
- F. Customer foot traffic from customers of nearby businesses
- G. Customer foot traffic from local residents
- H. Having access to a larger workforce through DART
- I. Your employees seeing a DART commute option as a benefit
- J. Having nearby restaurants, coffee shops or bars viewed as a benefit by your employees
- K. Having nearby stores (groceries, clothing, etc.) viewed as a benefit by your employees
- L. Having nearby personal services (such as hair salons or dry cleaners) viewed as a benefit by your employees
- M. Having nearby medical or daycare centers viewed as a benefit by your employees

**22n Any other reasons your organization chose its current location?**

---

**23. There are many strategies for influencing how employees travel to and from work. For each one I list, please tell me whether this program is currently available at your workplace, whether you are considering introducing this program, or you would not consider implementing it.**

**What about {A,B,C, etc.}? (Do you currently have this program, are considering introducing it, or you would NOT consider implementing this program)**

- 1) Currently have this program
  - 2) Considering introducing this program
  - 3) Would NOT consider implementing this program
  - 4) **DON'T KNOW/REFUSED (DNR)**
- 
- A. Teleworking (a regular, off-site work arrangement)
  - B. Compressed work weeks (i.e. 40 hours in 4 days, 80 hours in 9 days)
  - C. Flexible work schedules (varying starting and ending times)
  - D. Free/subsidized DART transit passes
  - E. Organized carpool/vanpool
  - F. Incentives for carpooling (e.g., preferred parking, etc.)
  - G. Incentives for walking
  - H. Incentives for bicycling
  - I. Charging employees to park in company owned or leased spaces
  - J. A commute allowance which could be used for bus or vanpool fares or parking fees (instead of just subsidizing employee parking)
  - K. Shuttles to transit or other frequently used locations
  - L. Access to vehicles for mid-day trips
  - M. Access to bicycles for mid-day trips
  - N. Bike storage (bike lockers, bike racks)
  - O. On-site amenities for walkers and bicyclists (i.e. showers, lockers)

**24. Is your company interested in learning more about any of these transportation management strategies?**

- 1) Yes
- 2) No
- 3) Maybe/don't know
- 4) REFUSED (DNR)

**25. As part of this study, the NCTCOG team would like survey your employees as well. This employee-focused survey will help us learn about their current commuting habits and difficulties. The employee survey should not take long to complete, and all responses will be anonymous. It can be completed as an online survey or we could provide paper surveys with postage-paid return envelopes, so your employees could complete the paper survey and return it by mail for free.**

**Would you be willing to share a survey with your employees?**

- 1) Yes
- 2) No {THANK AND TERMINATE}
- 3) DON'T KNOW/REFUSED (DNR) {THANK AND TERMINATE}

**25a What would work best for you and your employees, for us to email you a link to the survey to share with your employees, or for us to provide paper surveys?**

- 1) Email me a link to forward to employees **GO TO Q25b**
- 2) Provide me with paper copies to distribute to employees **GO TO Q25c**
- 3) DON'T KNOW/REFUSED (DNR) {THANK AND TERMINATE}

**25b May I please get your name, email and phone number so we can send you the survey link to forward to your employees?**

**25c May I please get your name, email and phone number so we can coordinate providing you with paper surveys?**

NAME: \_\_\_\_\_

EMAIL: \_\_\_\_\_

PHONE: \_\_\_\_\_

**Thank you so much for your time! We greatly appreciate it.**

Need to link the passcode in the sample to the survey data!

Hola, ¿puedo hablar con el propietario, gerente o encargado de la oficina?

Hola, mi nombre es \_\_\_\_\_ y estoy trabajando con el North Central Texas Council of Governments y DART en un estudio sobre temas relacionados con la comunidad y los viajes alrededor de las estaciones DART. Estamos colectando información que ayudará a los gobiernos locales, negocios y urbanizadores a hacer mejores decisiones sobre el modo de desarrollar las áreas de las estaciones de trenes y autobuses, y aumentar al máximo el acceso de empleados y clientes.

Nos gustaría hacerle algunas preguntas que tomarán alrededor de 15 minutos. Asimismo, queremos asegurarle que sus respuestas se mantendrán confidenciales y que los resultados de la encuesta se reportarán únicamente en grupo. ¿Es este un buen momento para que responda a la encuesta?

**1. Primero, nos gustaría confirmar si la dirección de su compañía es {insert address from sample list}?**

- 1) Sí → Go to question #2
- 2) No

**1a. ¿Su compañía está ubicada en {insert address from sample list}?**

- 1) Sí
- 2) No → {thank and terminate}:

**1b. {Ask this question, and then thank and terminate} Quisiéramos ponernos en contacto con el gerente de este lugar para pedirle que llene la encuesta. ¿Me podría dar su nombre y número de teléfono? (Solamente utilizaremos esta información para comunicarnos con él respecto de esta encuesta).**

- 1) No → {thank and terminate}:
- 2) Sí:  
Nombre: \_\_\_\_\_  
Teléfono: \_\_\_\_\_

**2. ¿Qué tipo de negocio es este? Diría que ...**

- 1) Menudeo/ventas
- 2) Servicios/restaurante/entregas
- 3) Manufactura/producción/alta tecnología
- 4) Oficina (profesional, negocios, administración, soporte)
- 5) Medico/dental
- 6) Construcción/comercio/obreros
- 7) Otro: (especifique)
- 8) NO SABE/SE NEGÓ A RESPONDER (DNR)

**3. Incluyéndolo a usted, ¿cuántos empleados de tiempo completo, medio tiempo y por contrato trabajan en este lugar?**

- 1) NO SABE/SE NEGÓ A RESPONDER (DNR)
  - a. \_\_\_\_\_ tiempo completo
  - b. \_\_\_\_\_ medio tiempo
  - c. \_\_\_\_\_ por contrato

**4. Aproximadamente, ¿qué porcentaje de empleados de este lugar de trabajo trabajan en los siguientes horarios:**

- 1) NO SABE/SE NEGÓ A RESPONDER (DNR)
- a. \_\_\_\_\_ % Durante la semana, días
- b. \_\_\_\_\_ % Durante la semana, tardes o noches
- c. \_\_\_\_\_ % Fines de semana
- d. \_\_\_\_\_ % Horario variado o impredecible

**5. ¿Aproximadamente, qué proporción de los empleados de su organización ganan:**

- 1) NO SABE/SE NEGÓ A RESPONDER (DNR)
- a. \_\_\_\_\_% menos de \$10 por hora
- b. \_\_\_\_\_% entre \$10 y \$20 por hora
- c. \_\_\_\_\_% más de \$20 por hora

**6. ¿Aproximadamente, qué proporción de los empleados de su organización tienen:**

- 1) NO SABE/SE NEGÓ A RESPONDER (DNR)
- a. \_\_\_\_\_% 29 años o menos
- b. \_\_\_\_\_% de 30 a 49 años de edad
- c. \_\_\_\_\_% de 50 a 64 años de edad
- d. \_\_\_\_\_% de 65 años o más

**7. ¿Aproximadamente, qué proporción de los empleados de su organización hacen teletrabajo (es decir que trabajan desde su hogar /fuera del lugar de trabajo) uno o más días a la semana?**

- 1) NO SABE/SE NEGÓ A RESPONDER (DNR)
- \_\_\_\_\_ % teletrabajo

**8. ¿Cuál es su horario de operación?**

	<u>De:</u>	<u>A:</u>
a. Lunes.....	_____	_____
b. Martes .....	_____	_____
c. Miércoles .....	_____	_____
d. Jueves .....	_____	_____
e. Viernes.....	_____	_____
f. Sábado.....	_____	_____
g. Domingo .....	_____	_____

**9. ¿En qué tipo de edificio está su organización?**

- 1) Oficina de 1 a 2 pisos
- 2) Oficina de 2 a 6 pisos
- 3) Oficina con 6 pisos o más
- 4) Construcción tipo bodega
- 5) Centro comercial/minorista
- 6) Centro comercial /minorista y otros usos
- 7) Locales minoristas autónomos (nuestro negocio abarca todo el edificio en su totalidad)
- 8) Otro (especifique)
- 9) NO SABE/SE NEGÓ A RESPONDER (DNR)

**10. ¿En qué año abrió su organización este lugar?**

- 1) NO SABE/SE NEGÓ A RESPONDER (DNR)

\_\_\_\_\_ (año)

**11. Describa la situación de su organización en este lugar. Diría que...**

- 1) Se mudó de otro lugar
- 2) Este es el primer y único lugar (PASE A Q13)
- 3) Sucursal nueva (PASE A Q13)
- 4) NO SABE/SE NEGÓ A RESPONDER (DNR)

**12. ¿Cuál era el código postal de su anterior lugar?**

- 1) NO SABE/SE NEGÓ A RESPONDER (DNR)

\_\_\_\_\_ *código postal*

**13. Cuando su organización tomó la decisión de mudarse aquí, ¿sabía que había una estación DART cerca (o que se construiría una estación, si es que todavía no la habían construido en aquel tiempo)?**

- 1) Sí
- 2) No
- 3) No sabe
- 4) SE NEGÓ A RESPONDER (DNR)

**14. ¿Tiene su organización planeado quedarse en este lugar durante los próximos años?**

- 1) Nos quedaremos (GO TO Q17)
- 2) Posiblemente nos mudaremos
- 3) Definitivamente nos mudaremos
- 4) No sabe
- 5) SE NEGÓ A RESPONDER (DNR)

**15. ¿Por qué se mudaría su organización? Diría que ... (PERMITA RESPUESTAS MÚLTIPLES)**

- 1) Las rentas están aumentando
- 2) Necesitamos más espacio
- 3) Queremos tener un espacio más pequeño
- 4) Queremos tener más espacio de estacionamiento
- 5) Queremos un tipo diferente de edificio
- 6) Queremos un tipo diferente de vecindario

- 7) Otro (especifique)
- 8) NO SABE/SE NEGÓ A RESPONDER (DNR)

**16. ¿Qué tan importante es que su siguiente ubicación esté cerca de la parada de una estación DART?**

- 1) Muy importante
- 2) Un poco importante
- 3) Nada importante
- 4) No sabe
- 5) NO SABE/SE NEGÓ A RESPONDER (DNR)

**17. ¿Qué tan cerca está su negocio de lugares de estacionamiento gratuitos, que no sean pagados por su organización, sus empleados o sus clientes y consumidores? Diría que ...**

- 1) En la misma propiedad o justo al lado de su edificio
- 2) Dentro de una cuadra de su edificio
- 3) Más de una cuadra
- 4) No aplica
- 5) NO SABE/SE NEGÓ A RESPONDER (DNR)

**18. ¿Su organización comparte estacionamiento con algunos otros negocios?**

- 1) Sí
- 2) No
- 3) NO SABE/SE NEGÓ A RESPONDER (DNR)

**19. ¿Cuántos espacios de estacionamiento tiene su organización que estén reservados exclusivamente para sus empleados o clientes y consumidores? Estos espacios pueden ser propiedad de su organización o haber sido asignados como parte de la renta, pero no los comparte con otros negocios.**

- 1) NO SABE/SE NEGÓ A RESPONDER (DNR)  
\_\_\_\_\_ espacios de estacionamiento

**20. ¿Qué tipo de estacionamiento está disponible para sus empleados? (PERMITA RESPUESTAS MÚLTIPLES)**

- 1) No se proporciona estacionamiento
- 2) Estacionamiento gratuito en el lugar
- 3) Estacionamiento pagado en el lugar
- 4) Estacionamiento gratuito en otro lugar
- 5) Estacionamiento pagado en otro lugar
- 6) Estacionamiento gratuito en la calle
- 7) Estacionamiento con parquímetro
- 8) Otro (especifique)
- 9) NO SABE/SE NEGÓ A RESPONDER (DNR)

**20b Y, ¿qué tipo de estacionamiento está disponible para los clientes o consumidores? (PERMITA RESPUESTAS MÚLTIPLES)**

- 1) No se proporciona estacionamiento
- 2) Estacionamiento gratuito en el lugar
- 3) Estacionamiento pagado en el lugar
- 4) Estacionamiento gratuito en otro lugar
- 5) Estacionamiento pagado en otro lugar
- 6) Estacionamiento gratuito en la calle



- 7) Estacionamiento con parquímetro
- 8) Otro(especifique)
- 9) NO SABE/SE NEGÓ A RESPONDER (DNR)

**21. En general, ¿diría que su organización tiene acceso a muy pocos lugares de estacionamiento, suficientes lugares de estacionamiento o más que suficientes lugares de estacionamiento para sus empleados?**

- 1) Muy pocos
- 2) Suficientes
- 3) Más que suficientes
- 4) NO SABE/SE NEGÓ A RESPONDER (DNR)

**21b ¿Y para sus clientes y consumidores? (¿diría que su organización tiene acceso a muy pocos lugares de estacionamiento, suficientes lugares de estacionamiento o más que suficientes lugares de estacionamiento para sus clientes y consumidores?)**

- 1) Muy pocos
- 2) Suficientes
- 3) Más que suficientes
- 4) NO SABE/SE NEGÓ A RESPONDER (DNR)

**22. Por favor, recuerde cuando su organización tomó la decisión de ubicarse aquí y díganos si cada uno de los aspectos enlistados tuvo una gran influencia, un poco de influencia o no influyó para elegir esta ubicación. Después, díganos si las expectativas de la organización en cuanto a cada uno de estos aspectos fueron completamente cumplidas, un poco o nada?**

**¿Qué tanta influencia tuvo {A,B,C, etc.} para elegir esta ubicación?**

- 1) Gran influencia
- 2) Un poco de influencia
- 3) No influyó
- 4) NO SABE/SE NEGÓ A RESPONDER (DNR)

**¿Y qué tan bien esta ubicación cumplió con esas expectativas (para {A,B,C,etc.})?**

- 1) Las cumplió completamente
- 2) Las cumplió un poco
- 3) No las cumplió
- 4) NO SABE/SE NEGÓ A RESPONDER (DNR)

- A. Que los clientes y empleados tuvieran fácil acceso en automóvil
- B. Mucha visibilidad del negocio por parte de los automóviles que pasan
- C. La disponibilidad de estacionamiento para los clientes y empleados
- D. Tránsito peatonal de los usuarios de una estación de trenes
- E. Tránsito peatonal de los empleados de los negocios cercanos
- F. Tránsito peatonal de los clientes de los negocios cercanos
- G. Tránsito peatonal de los residentes locales
- H. Tener acceso a una fuerza laboral más grande a través de DART
- I. Que sus empleados consideren la opción de viajar en DART como un beneficio
- J. Que sus empleados consideren el contar con restaurantes, cafeterías y bares cerca como un beneficio
- K. Que sus empleados consideren el contar con tiendas cercanas (comestibles, ropa, etc.) como un beneficio

- L. Que sus empleados consideren el contar con servicios personales (tales como, salones de belleza o tintorerías) como un beneficio
- M. Que sus empleados consideren el contar con servicios médicos o guarderías como un beneficio

**22n ¿Algunas otras razones por las que su organización eligió su ubicación actual?**

---

**23. Existen muchas estrategias que influyen en cómo viajan los empleados al trabajo y de regreso. Para cada uno de los que se enlistan a continuación, por favor dígame si tiene este programa actualmente en su lugar de trabajo, si está considerando introducir este programa o si no consideraría implementarlo.**

**¿Qué me dice de {A,B,C, etc.}? (¿Tiene este programa actualmente, está considerando introducirlo o NO consideraría implementar este programa?)**

- 1) Tiene este programa actualmente
- 2) Está considerando introducir este programa
- 3) NO consideraría implementar este programa
- 4) **NO SABE/SE NEGÓ A RESPONDER (DNR)**

- A. Teletrabajo (un acuerdo de empleo habitual, fuera del lugar de trabajo)
- B. Semanas de trabajo comprimido (ejemplo, 40 horas en 4 días, 80 horas en 9 días)
- C. Horarios de trabajo flexibles (horas variadas de entrada y salida)
- D. Pases de transporte en DART gratuitos/subsidiados
- E. Viajes compartidos, organizados, en automóvil/furgoneta
- F. Incentivos para viajes compartidos en automóvil (ejemplo, estacionamiento preferencial, etc.)
- G. Incentivos para caminar
- H. Incentivos para viajes en bicicleta
- I. Cobrar a los empleados por estacionarse en espacios que son propiedad de la compañía o que son rentados por la compañía
- J. Asignación monetaria para viajes, la cual podría utilizarse para el pasaje en autobús o viaje compartido en furgoneta, o para pagar el estacionamiento (en lugar de sólo subsidiar el estacionamiento de empleados)
- K. *Shuttles* para alcanzar transporte o para ir a otros lugares utilizados con frecuencia
- L. Acceso a vehículos para viajes de mediodía
- M. Acceso a bicicletas para viajes de mediodía
- N. Aparcamiento de bicicletas (casilleros y soportes para bicicletas)
- O. Amenidades en sitio para los caminantes y ciclistas (ejemplo, regaderas, casilleros)

**24. ¿Está su organización interesada en aprender más acerca de cualquiera de estas estrategias de administración del transporte?**

- 1) Sí
- 2) No
- 3) Tal vez/No sabe
- 4) **SE NEGÓ A RESPONDER (DNR)**

**25. Como parte de este estudio, NCTCOG quisiera encuestar también a sus empleados. Esta encuesta para los empleados nos ayudará a conocer sobre sus hábitos de viajes actuales y sus dificultades. La encuesta para los empleados no toma mucho tiempo, y todas las respuestas serán anónimas. La encuesta puede llenarse en línea o la podemos enviarla impresa en papel con sobres que tienen el franqueo pre-pagado. Sus empleados pueden llenar las encuestas en papel y devolverlas por correo gratuitamente.**

**¿Estaría dispuesto a compartir la encuesta con sus empleados?**

- 1) Sí
- 2) No {THANK AND TERMINATE}
- 3) NO SABE/SE NEGÓ A RESPONDER (DNR) {THANK AND TERMINATE}

**25a ¿Que le conviene más a usted y a sus empleados, que le enviemos el enlace de la encuesta para que la comparta con sus empleados o que le proporcionemos las encuestas en papel?**

- 1) Envíeme por correo electrónico el enlace de la encuesta para reenviarla a mis empleados **GO TO Q25b**
- 2) Deme las copias en papel para distribuir las a los empleados **GO TO Q25c**
- 3) NO SABE/SE NEGÓ A RESPONDER (DNR) {THANK AND TERMINATE}

**25b ¿Por favor, me puede dar su nombre, correo electrónico y número de teléfono para que le podamos enviar el enlace de la encuesta, para que la reenvíe a sus empleados?**

**25c ¿Me puede dar su nombre, correo electrónico y número de teléfono, para que podamos coordinar la manera de proporcionarle las encuestas en papel?**

NOMBRE: \_\_\_\_\_

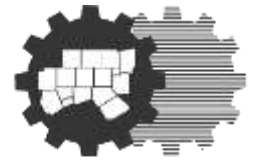
CORREO ELECTRÓNICO: \_\_\_\_\_

TELÉFONO: \_\_\_\_\_

**¡Muchas gracias por su tiempo! Lo apreciamos mucho.**

# Employee Survey Materials

The following pages contain the hard copy version of the survey (a shorter version) that was mailed to employers who agreed to participate to distribute to their employees, followed by the longer version that was available online if the employers' employees had work email address and the employer was willing to email employees to invite them to participate.



North Central Texas  
Council of Governments

Dear Employee,

Here's your chance to help your community and address travel related issues by telling us about your work commute.

The North Central Texas Council of Governments (NCTCOG), a voluntary association of local governments established to assist in regional planning, wants to better understand current commuting habits, travel difficulties, and interests of commuters like you.

**Please share your experience by completing this survey!** You may return your completed survey in the enclosed postage-paid envelope directly to National Research Center, Inc. (NRC). You can also complete the survey online at:

[www.bit.ly/nctcog2019ee](http://www.bit.ly/nctcog2019ee)

The information from this survey will help NCTCOG and our planning partners from the cities of Dallas, Garland, Plano and Richardson as well as Dallas Area Rapid Transit (DART) better address real-world needs and develop land-use and transportation policies for the region.

Your answers will remain strictly confidential. Your company was randomly chosen to participate in this survey and your employer agreed to distribute the survey to you. This survey is being conducted by NRC, on behalf of NCTCOG. For more information about the study, please visit the NCTCOG website page at: <https://www.nctcog.org/trans/plan/land-use/tod/planning-studies/tod-survey>

**Thank you for your time!**

**Q1. For what organization do you work? (If you work more than one job, please answer for the job where you received this survey.) .. \_\_\_\_\_**

*If you have more than one job, please answer these questions for the job you received this survey from.*

**Q2. Thinking about last week, how did you get to work from home each day? Please choose all the modes you used each day.**

	Did not work this day	Teleworked (worked from home)	Drove vehicle alone	Car/van pooled	Took taxi, Uber, or Lyft	Drove motorbike or scooter	Took train/light rail	Took bus	Walked	Biked
Monday	<input type="checkbox"/>	<input type="checkbox"/>	<input type="checkbox"/>	<input type="checkbox"/>	<input type="checkbox"/>	<input type="checkbox"/>	<input type="checkbox"/>	<input type="checkbox"/>	<input type="checkbox"/>	<input type="checkbox"/>
Tuesday	<input type="checkbox"/>	<input type="checkbox"/>	<input type="checkbox"/>	<input type="checkbox"/>	<input type="checkbox"/>	<input type="checkbox"/>	<input type="checkbox"/>	<input type="checkbox"/>	<input type="checkbox"/>	<input type="checkbox"/>
Wednesday	<input type="checkbox"/>	<input type="checkbox"/>	<input type="checkbox"/>	<input type="checkbox"/>	<input type="checkbox"/>	<input type="checkbox"/>	<input type="checkbox"/>	<input type="checkbox"/>	<input type="checkbox"/>	<input type="checkbox"/>
Thursday	<input type="checkbox"/>	<input type="checkbox"/>	<input type="checkbox"/>	<input type="checkbox"/>	<input type="checkbox"/>	<input type="checkbox"/>	<input type="checkbox"/>	<input type="checkbox"/>	<input type="checkbox"/>	<input type="checkbox"/>
Friday	<input type="checkbox"/>	<input type="checkbox"/>	<input type="checkbox"/>	<input type="checkbox"/>	<input type="checkbox"/>	<input type="checkbox"/>	<input type="checkbox"/>	<input type="checkbox"/>	<input type="checkbox"/>	<input type="checkbox"/>
Saturday	<input type="checkbox"/>	<input type="checkbox"/>	<input type="checkbox"/>	<input type="checkbox"/>	<input type="checkbox"/>	<input type="checkbox"/>	<input type="checkbox"/>	<input type="checkbox"/>	<input type="checkbox"/>	<input type="checkbox"/>
Sunday	<input type="checkbox"/>	<input type="checkbox"/>	<input type="checkbox"/>	<input type="checkbox"/>	<input type="checkbox"/>	<input type="checkbox"/>	<input type="checkbox"/>	<input type="checkbox"/>	<input type="checkbox"/>	<input type="checkbox"/>

**Q3. Approximately how many miles do you travel from home to work by your typical route? \_\_\_\_\_ miles (one way)**

**Q4. Using your typical travel mode, how long does it usually take you to get from home to work? ..... \_\_\_\_\_ hours (one way) \_\_\_\_\_ minutes (one way)**

**Q5. How often do you make a stop on your way to or from work for the following reasons? (Check one for each)**

	Never	1 or fewer times a month	2-4 times a month	1-2 times a week	3-4 times a week	Every day
Drop off a child at school/child care.....	<input type="checkbox"/>	<input type="checkbox"/>	<input type="checkbox"/>	<input type="checkbox"/>	<input type="checkbox"/>	<input type="checkbox"/>
Pick up a child at school/child care.....	<input type="checkbox"/>	<input type="checkbox"/>	<input type="checkbox"/>	<input type="checkbox"/>	<input type="checkbox"/>	<input type="checkbox"/>
Run an errand or do some shopping .....	<input type="checkbox"/>	<input type="checkbox"/>	<input type="checkbox"/>	<input type="checkbox"/>	<input type="checkbox"/>	<input type="checkbox"/>
Other activities (gym, social activities, eating out, etc.) .....	<input type="checkbox"/>	<input type="checkbox"/>	<input type="checkbox"/>	<input type="checkbox"/>	<input type="checkbox"/>	<input type="checkbox"/>

**Q6. When do you usually arrive at work? (Check one)**

**Early Morning/Morning (AM)**

- Midnight to 5:59 AM
- 6:00 AM to 6:29 AM
- 6:30 AM to 6:59 AM
- 7:00 AM to 7:29 AM
- 7:30 AM to 7:59 AM
- 8:00 AM to 8:29 AM
- 8:30 AM to 8:59 AM
- 9:00 AM to 9:29 AM
- 9:30 AM to 9:59 AM
- 10:00 AM to 11:59 AM

**Afternoon/Evening/Night (PM)**

- Noon to 1:59 PM
- 2:00 PM to 3:59 PM
- 4:00 PM to 5:59 PM
- 6:00 PM to 7:59 PM
- 8:00 PM to 9:59 PM
- 10:00 PM to 11:59 PM
- Work different shifts every day/week
- I work from home

**Q7. How many hours do you work in a typical day at this job? (Check one)**

- 4 hours or less
- 5 to 6 hours
- 7 to 8 hours
- 9 or more hours

**Q8. When do you usually leave work? (Check one)**

**Afternoon/Evening (PM)**

- Noon to 1:59 PM
- 2:00 PM to 3:59 PM
- 3:00 PM to 3:29 PM
- 3:30 PM to 3:59 PM
- 4:00 PM to 4:29 PM
- 4:30 PM to 4:59 PM
- 5:00 PM to 5:29 PM
- 5:30 PM to 5:59 PM
- 6:00 PM to 6:29 PM
- 6:30 PM to 6:59 PM
- 7:00 PM to 7:59 PM
- 8:00 PM to 8:59 PM

**Late Night/Early Morning/Morning (AM)**

- 9:00 PM to 9:59 PM
- 10:00 PM to 11:59 PM
- Midnight to 1:59 AM
- 2:00 AM to 3:59 AM
- 4:00 AM to 5:59 AM
- 6:00 AM to 7:59 AM
- 8:00 AM to 9:59 AM
- 10:00 AM to 11:59 AM
- Work different shifts every day/week
- I work from home

**Q9. If you drive to work, where do you typically park? (Check one)**

- Never drive to work
- Park for free in a lot or garage paid by my employer or that is part of the building
- In a free public parking lot or garage (not part of building where you work or paid for by your employer)
- Pay to park for the day → **What do you pay for this parking?** .....\$\_\_\_\_\_ per day
- Pay to park with a monthly permit → **What do you pay for this permit?** .....\$\_\_\_\_\_ per month
- Free street parking
- Metered street parking
- Other \_\_\_\_\_

**Q10. How much is each of the following a reason you do not use DART or do not use it more often for your commute to or from work or school?**

	Very big reason	Big reason	Small reason	Not a reason
I don't know enough about it, I need more information.....	<input type="checkbox"/>	<input type="checkbox"/>	<input type="checkbox"/>	<input type="checkbox"/>
Service is not frequent enough to be convenient .....	<input type="checkbox"/>	<input type="checkbox"/>	<input type="checkbox"/>	<input type="checkbox"/>
Trip takes too long / too many transfers .....	<input type="checkbox"/>	<input type="checkbox"/>	<input type="checkbox"/>	<input type="checkbox"/>
Costs too much .....	<input type="checkbox"/>	<input type="checkbox"/>	<input type="checkbox"/>	<input type="checkbox"/>
Too crowded/ seating is not available .....	<input type="checkbox"/>	<input type="checkbox"/>	<input type="checkbox"/>	<input type="checkbox"/>
It is not comfortable to ride DART (uncomfortable seats, too hot or too cold, etc.) ...	<input type="checkbox"/>	<input type="checkbox"/>	<input type="checkbox"/>	<input type="checkbox"/>
I need my car before or after work.....	<input type="checkbox"/>	<input type="checkbox"/>	<input type="checkbox"/>	<input type="checkbox"/>
I need my car during the day (while at work) .....	<input type="checkbox"/>	<input type="checkbox"/>	<input type="checkbox"/>	<input type="checkbox"/>
It is too far from my home to the stop/station .....	<input type="checkbox"/>	<input type="checkbox"/>	<input type="checkbox"/>	<input type="checkbox"/>
It is too far from my work to the stop/station.....	<input type="checkbox"/>	<input type="checkbox"/>	<input type="checkbox"/>	<input type="checkbox"/>
Trouble finding my way before or after the trip.....	<input type="checkbox"/>	<input type="checkbox"/>	<input type="checkbox"/>	<input type="checkbox"/>
Physical barriers (missing sidewalks, can't cross busy roadway/highway, etc.).....	<input type="checkbox"/>	<input type="checkbox"/>	<input type="checkbox"/>	<input type="checkbox"/>
Walking to and from stop/station is an unpleasant experience .....	<input type="checkbox"/>	<input type="checkbox"/>	<input type="checkbox"/>	<input type="checkbox"/>
I don't feel safe from crime walking to stop/station .....	<input type="checkbox"/>	<input type="checkbox"/>	<input type="checkbox"/>	<input type="checkbox"/>
I don't feel safe from traffic walking to stop/station.....	<input type="checkbox"/>	<input type="checkbox"/>	<input type="checkbox"/>	<input type="checkbox"/>
I don't feel safe riding DART trains and buses .....	<input type="checkbox"/>	<input type="checkbox"/>	<input type="checkbox"/>	<input type="checkbox"/>
I just don't like riding DART.....	<input type="checkbox"/>	<input type="checkbox"/>	<input type="checkbox"/>	<input type="checkbox"/>
Bad weather (rain, too hot, too cold, etc.) .....	<input type="checkbox"/>	<input type="checkbox"/>	<input type="checkbox"/>	<input type="checkbox"/>
Parking is free, so no need to use DART .....	<input type="checkbox"/>	<input type="checkbox"/>	<input type="checkbox"/>	<input type="checkbox"/>

**Any other reasons you do not use DART for your commute?**

---

**Q11. During a typical work week, how many times do you leave work and return during the workday for personal reasons (e.g., go to lunch, shop or run a personal errand) or for work-related reasons (e.g., go to a meeting, make a delivery, visit another work site)? (Check one)**

- Never → go to Q15     
  1-2 times/week     
  3 times/week  
 4 times/week     
  Once every day     
  More than once each day

**Q12. About how often do you use each of the following modes to leave work during the workday for personal reasons (e.g., shop, run an errand) or for work-related reasons (e.g., go to a meeting, make a delivery, visit another work site)? (Please check one box for each mode of transportation: if you never use the mode to leave work for personal reasons, choose "never.")**

	Never	1 or fewer times a month	2-4 times a month	1-2 times a week	3-4 times a week	Every day
Drive a company vehicle by myself .....	<input type="checkbox"/>	<input type="checkbox"/>	<input type="checkbox"/>	<input type="checkbox"/>	<input type="checkbox"/>	<input type="checkbox"/>
Drive a personal vehicle by myself .....	<input type="checkbox"/>	<input type="checkbox"/>	<input type="checkbox"/>	<input type="checkbox"/>	<input type="checkbox"/>	<input type="checkbox"/>
Drive motorbike or scooter .....	<input type="checkbox"/>	<input type="checkbox"/>	<input type="checkbox"/>	<input type="checkbox"/>	<input type="checkbox"/>	<input type="checkbox"/>
Car/van pool (go with others) in a private vehicle .....	<input type="checkbox"/>	<input type="checkbox"/>	<input type="checkbox"/>	<input type="checkbox"/>	<input type="checkbox"/>	<input type="checkbox"/>
Car/van pool (go with others) in a company vehicle .....	<input type="checkbox"/>	<input type="checkbox"/>	<input type="checkbox"/>	<input type="checkbox"/>	<input type="checkbox"/>	<input type="checkbox"/>
Walk.....	<input type="checkbox"/>	<input type="checkbox"/>	<input type="checkbox"/>	<input type="checkbox"/>	<input type="checkbox"/>	<input type="checkbox"/>
Bike.....	<input type="checkbox"/>	<input type="checkbox"/>	<input type="checkbox"/>	<input type="checkbox"/>	<input type="checkbox"/>	<input type="checkbox"/>
Bus (any type including shuttle or circulator bus).....	<input type="checkbox"/>	<input type="checkbox"/>	<input type="checkbox"/>	<input type="checkbox"/>	<input type="checkbox"/>	<input type="checkbox"/>
DART rail.....	<input type="checkbox"/>	<input type="checkbox"/>	<input type="checkbox"/>	<input type="checkbox"/>	<input type="checkbox"/>	<input type="checkbox"/>
Taxi, Uber, Lyft .....	<input type="checkbox"/>	<input type="checkbox"/>	<input type="checkbox"/>	<input type="checkbox"/>	<input type="checkbox"/>	<input type="checkbox"/>
Some other way: _____ .....	<input type="checkbox"/>	<input type="checkbox"/>	<input type="checkbox"/>	<input type="checkbox"/>	<input type="checkbox"/>	<input type="checkbox"/>

**Q13. Please tell us (1) which of the following benefits or services are available to you from your employer or another organization, (2) whether or not you have used them in the last six months or (3) if you would use them if they were available.**

	(1) Employer or other organization provides		(2) Used in last 6 months		(3) Would use if offered	
	yes	no	yes	no	yes	no
	Free/subsidized DART passes.....	<input type="checkbox"/>	<input type="checkbox"/>	<input type="checkbox"/>	<input type="checkbox"/>	<input type="checkbox"/>
Organized carpool/vanpool.....	<input type="checkbox"/>	<input type="checkbox"/>	<input type="checkbox"/>	<input type="checkbox"/>	<input type="checkbox"/>	<input type="checkbox"/>
Incentives for carpooling (e.g., preferred parking, etc.) .....	<input type="checkbox"/>	<input type="checkbox"/>	<input type="checkbox"/>	<input type="checkbox"/>	<input type="checkbox"/>	<input type="checkbox"/>
Bike storage (bike racks, bike lockers) .....	<input type="checkbox"/>	<input type="checkbox"/>	<input type="checkbox"/>	<input type="checkbox"/>	<input type="checkbox"/>	<input type="checkbox"/>
On-site amenities for walkers and bicyclists (i.e. showers, lockers) .....	<input type="checkbox"/>	<input type="checkbox"/>	<input type="checkbox"/>	<input type="checkbox"/>	<input type="checkbox"/>	<input type="checkbox"/>
Other (please specify _____) .....	<input type="checkbox"/>	<input type="checkbox"/>	<input type="checkbox"/>	<input type="checkbox"/>	<input type="checkbox"/>	<input type="checkbox"/>

**Q14. Approximately how far is the nearest rail station or bus stop and how far is the nearest free parking from your work? (Please check one for each column)**

	<u>Rail station or bus stop</u>	<u>Free parking</u>
Right next to the building .....	<input type="checkbox"/>	<input type="checkbox"/>
Within one block of the building .....	<input type="checkbox"/>	<input type="checkbox"/>
Within two blocks.....	<input type="checkbox"/>	<input type="checkbox"/>
Within three blocks .....	<input type="checkbox"/>	<input type="checkbox"/>
More than three blocks away.....	<input type="checkbox"/>	<input type="checkbox"/>
Don't know .....	<input type="checkbox"/>	<input type="checkbox"/>

**Q15. When you accepted a position with this company, how much of an influence was each of the following reasons for working there? Note: Your employer will not see these results. (Circle one number for each reason, where 1= Not an influence and 10= Very strong influence)**

	<u>Not an influence</u>					<u>Very strongly influence</u>				
Liked the job (e.g., salary/wage; good benefits, company reputation, interesting or meaningful work).....	1	2	3	4	5	6	7	8	9	10
Easy commute by car.....	1	2	3	4	5	6	7	8	9	10
Easy access to car parking .....	1	2	3	4	5	6	7	8	9	10
Easy commute by DART.....	1	2	3	4	5	6	7	8	9	10
Access by walking/bicycling.....	1	2	3	4	5	6	7	8	9	10
Convenient amenities nearby (food, shopping, etc.) .....	1	2	3	4	5	6	7	8	9	10

**The following questions will help ensure that our survey represents behaviors and opinions of a broad group of employees. All your answers will be strictly confidential.**

**Q16. Do you work at this employer full time, part time or on a contract basis? (Check one)**

- Full time     Part time     Contract work

**Q17. What is your hourly wage at this job?**

- Less than \$10/hour  
 \$10 to \$20/hour  
 More than \$20/hour

**Q18. Please provide your home address or nearest major intersection. This information will be used to help us understand commuting patterns. It will be held confidentially and will not be sold or used for any other purpose.**

Address or nearest major intersection \_\_\_\_\_

& \_\_\_\_\_

City \_\_\_\_\_

Zip code \_\_\_\_\_

**Q19. Who else lives with you? (Check all that apply)**

- Only me    **OR**  
 My spouse/partner  
 Children → **How many?** \_\_\_\_\_  
 Other adults → **How many?** \_\_\_\_\_  
*(not including you and your spouse/partner) .....* \_\_\_\_\_

**Q20. How many people in your household, including you, have a driver's license?.....** \_\_\_\_\_

**Q21. How many bikes and vehicles are at your household that are currently in good condition and available for use?**

\_\_\_\_\_ number of bikes

\_\_\_\_\_ number of vehicles

*(cars, trucks, motorcycles, scooters, etc.)*

**Q22. What is your gender?**

- Male                       Female

**Q23. What is your age?**

- under age 18               45 to 54 years old  
 18 to 24 years old       55 to 64 years old  
 25 to 34 years old       65 years or older  
 35 to 44 years old

**Q24. Which category best describes your race? (Check all that apply)**

- Hispanic  
 African American/black  
 Asian or Pacific Islander  
 Caucasian/white  
 Native American  
 Other

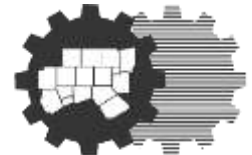
**Q25. How much education have you completed?**

- Did not graduate high school  
 High school or GED  
 Some college, Associates degree or technical/trade school  
 Bachelor's degree  
 Graduate/professional degree

**Q26. How much was your household's total income before taxes in 2018? Please include income from all sources for all persons living in your household. (Check one)**

- Less than \$15,000       \$50,000 to \$74,999  
 \$15,000 to \$19,999     \$75,000 to \$99,999  
 \$20,000 to \$29,999     \$100,000 to \$149,999  
 \$30,000 to \$39,999     \$150,000 or more  
 \$40,000 to \$49,999





North Central Texas  
Council of Governments

Dear Employee,

Here's your chance to help your community and address travel related issues by telling us about your work commute.

The North Central Texas Council of Governments (NCTCOG), a voluntary association of local governments established to assist in regional planning, wants to better understand current commuting habits, travel difficulties, and interests of commuters like you.

**Please share your experience by completing this survey!** You may return your completed survey in the enclosed postage-paid envelope directly to National Research Center, Inc. (NRC) or return it to your employer at the collection point to be delivered to NRC. You can also complete the survey online at:

[www.bit.ly/nctcog2019ee](http://www.bit.ly/nctcog2019ee)

The information from this survey will help NCTCOG and our planning partners from the cities of Dallas, Garland, Plano and Richardson as well as Dallas Area Rapid Transit (DART) better address real-world needs and develop land-use and transportation policies for the region.

Your answers will remain strictly confidential. Your company was randomly chosen to participate in this survey and your employer agreed to distribute the survey to you. This survey is being conducted by NRC, on behalf of NCTCOG. For more information about the study, please visit the NCTCOG website page at:

<https://www.nctcog.org/trans/plan/land-use/tod/planning-studies/tod-survey>

**Thank you for your time!**

**Q1. For what organization do you work? (If you work more than one job, please answer for the job where you received this survey.) .. \_\_\_\_\_**

*If you have more than one job, please answer these questions for the job you received this survey from.*

**Q2. Thinking about last week, how did you get to work from home each day? Please choose all the modes you used each day.**

	<u>Did not work this day</u>	<u>Teleworked (worked from home)</u>	<u>Drove vehicle alone</u>	<u>Car/van pooled</u>	<u>Took taxi, Uber, or Lyft</u>	<u>Drove motorbike or scooter</u>	<u>Took train/light rail</u>	<u>Took bus</u>	<u>Walked</u>	<u>Biked</u>
Monday	<input type="checkbox"/>	<input type="checkbox"/>	<input type="checkbox"/>	<input type="checkbox"/>	<input type="checkbox"/>	<input type="checkbox"/>	<input type="checkbox"/>	<input type="checkbox"/>	<input type="checkbox"/>	<input type="checkbox"/>
Tuesday	<input type="checkbox"/>	<input type="checkbox"/>	<input type="checkbox"/>	<input type="checkbox"/>	<input type="checkbox"/>	<input type="checkbox"/>	<input type="checkbox"/>	<input type="checkbox"/>	<input type="checkbox"/>	<input type="checkbox"/>
Wednesday	<input type="checkbox"/>	<input type="checkbox"/>	<input type="checkbox"/>	<input type="checkbox"/>	<input type="checkbox"/>	<input type="checkbox"/>	<input type="checkbox"/>	<input type="checkbox"/>	<input type="checkbox"/>	<input type="checkbox"/>
Thursday	<input type="checkbox"/>	<input type="checkbox"/>	<input type="checkbox"/>	<input type="checkbox"/>	<input type="checkbox"/>	<input type="checkbox"/>	<input type="checkbox"/>	<input type="checkbox"/>	<input type="checkbox"/>	<input type="checkbox"/>
Friday	<input type="checkbox"/>	<input type="checkbox"/>	<input type="checkbox"/>	<input type="checkbox"/>	<input type="checkbox"/>	<input type="checkbox"/>	<input type="checkbox"/>	<input type="checkbox"/>	<input type="checkbox"/>	<input type="checkbox"/>
Saturday	<input type="checkbox"/>	<input type="checkbox"/>	<input type="checkbox"/>	<input type="checkbox"/>	<input type="checkbox"/>	<input type="checkbox"/>	<input type="checkbox"/>	<input type="checkbox"/>	<input type="checkbox"/>	<input type="checkbox"/>
Sunday	<input type="checkbox"/>	<input type="checkbox"/>	<input type="checkbox"/>	<input type="checkbox"/>	<input type="checkbox"/>	<input type="checkbox"/>	<input type="checkbox"/>	<input type="checkbox"/>	<input type="checkbox"/>	<input type="checkbox"/>

**Q3. How often do you make a stop on your way to or from work for the following reasons? (Check one for each)**

	<u>Never</u>	<u>1 or fewer times a month</u>	<u>2-4 times a month</u>	<u>1-2 times a week</u>	<u>3-4 times a week</u>	<u>Every day</u>
Drop off a child at school/child care.....	<input type="checkbox"/>	<input type="checkbox"/>	<input type="checkbox"/>	<input type="checkbox"/>	<input type="checkbox"/>	<input type="checkbox"/>
Pick up a child at school/child care.....	<input type="checkbox"/>	<input type="checkbox"/>	<input type="checkbox"/>	<input type="checkbox"/>	<input type="checkbox"/>	<input type="checkbox"/>
Run an errand or do some shopping .....	<input type="checkbox"/>	<input type="checkbox"/>	<input type="checkbox"/>	<input type="checkbox"/>	<input type="checkbox"/>	<input type="checkbox"/>
Other activities (gym, social activities, eating out, etc.) .....	<input type="checkbox"/>	<input type="checkbox"/>	<input type="checkbox"/>	<input type="checkbox"/>	<input type="checkbox"/>	<input type="checkbox"/>

**Q4. When do you usually arrive at work? (Check one)**

**Early Morning/Morning (AM)**

- Midnight to 5:59 AM
- 6:00 AM to 6:29 AM
- 6:30 AM to 6:59 AM
- 7:00 AM to 7:29 AM
- 7:30 AM to 7:59 AM
- 8:00 AM to 8:29 AM
- 8:30 AM to 8:59 AM
- 9:00 AM to 9:29 AM
- 9:30 AM to 9:59 AM
- 10:00 AM to 11:59 AM

**Afternoon/Evening/Night (PM)**

- Noon to 1:59 PM
- 2:00 PM to 3:59 PM
- 4:00 PM to 5:59 PM
- 6:00 PM to 7:59 PM
- 8:00 PM to 9:59 PM
- 10:00 PM to 11:59 PM
- Work different shifts every day/week
- I work from home

**Q5. How many hours do you work in a typical day at this job? (Check one)**

- 4 hours or less
- 5 to 6 hours
- 7 to 8 hours
- 9 or more hours

**Q6. When do you usually leave work? (Check one)**

**Afternoon/Evening (PM)**

- Noon to 1:59 PM
- 2:00 PM to 3:59 PM
- 3:00 PM to 3:29 PM
- 3:30 PM to 3:59 PM
- 4:00 PM to 4:29 PM
- 4:30 PM to 4:59 PM
- 5:00 PM to 5:29 PM
- 5:30 PM to 5:59 PM
- 6:00 PM to 6:29 PM
- 6:30 PM to 6:59 PM
- 7:00 PM to 7:59 PM
- 8:00 PM to 8:59 PM

**Late Night/Early Morning/Morning (AM)**

- 9:00 PM to 9:59 PM
- 10:00 PM to 11:59 PM
- Midnight to 1:59 AM
- 2:00 AM to 3:59 AM
- 4:00 AM to 5:59 AM
- 6:00 AM to 7:59 AM
- 8:00 AM to 9:59 AM
- 10:00 AM to 11:59 AM
- Work different shifts every day/week
- I work from home

**Q7. Approximately how many miles do you travel**

**from home to work by your typical route?** ..... \_\_\_\_\_ miles (one way)

**Q8. Using your typical travel mode, how long does it**

**usually take you to get from home to work?** ..... \_\_\_\_\_ hours (one way) \_\_\_\_\_ minutes (one way)

**Q9. Approximately how far is the nearest rail station or bus stop and how far is the nearest free parking from your work? (Please check one for each column)**

	<u>Rail station or bus stop</u>	<u>Free parking</u>
Right next to the building .....	<input type="checkbox"/>	<input type="checkbox"/>
Within one block of the building .....	<input type="checkbox"/>	<input type="checkbox"/>
Within two blocks.....	<input type="checkbox"/>	<input type="checkbox"/>
Within three blocks .....	<input type="checkbox"/>	<input type="checkbox"/>
More than three blocks away.....	<input type="checkbox"/>	<input type="checkbox"/>
Don't know .....	<input type="checkbox"/>	<input type="checkbox"/>

**Q10. If you drive to work, where do you typically park? (Check one)**

- Never drive to work
- Park for free in a lot or garage paid by my employer or that is part of the building
- In a free public parking lot or garage (not part of building where you work or paid for by your employer)
- Pay to park for the day → **What do you pay for this parking?** .....\$ \_\_\_\_\_ per day
- Pay to park with a monthly permit → **What do you pay for this permit?**.....\$ \_\_\_\_\_ per month
- Free street parking
- Metered street parking
- Other \_\_\_\_\_

**Q11. If you usually drive to work now, what might lead you to switch your commute to DART?**

*(Please check all that apply.)*

- Don't usually drive to work
- Lower transit fares
- Gas prices went way up
- Had to pay a lot more for parking
- More convenient and high quality walking/bicycling path between DART and my workplace
- I am highly unlikely to ever use DART for my work commute
- Living closer to a DART stop or station
- Shuttle service between my work place and a DART station
- More frequent bus/rail service that matches my schedule
- Higher quality, comfort, and security of DART vehicle/train

**Q12. How much is each of the following a reason you do not use DART or do not use it more often for your commute to or from work or school?**

	<u>Very big reason</u>	<u>Big reason</u>	<u>Small reason</u>	<u>Not a reason</u>
I don't know enough about it, I need more information.....	<input type="checkbox"/>	<input type="checkbox"/>	<input type="checkbox"/>	<input type="checkbox"/>
Service is not frequent enough to be convenient .....	<input type="checkbox"/>	<input type="checkbox"/>	<input type="checkbox"/>	<input type="checkbox"/>
Trip takes too long / too many transfers .....	<input type="checkbox"/>	<input type="checkbox"/>	<input type="checkbox"/>	<input type="checkbox"/>
Costs too much .....	<input type="checkbox"/>	<input type="checkbox"/>	<input type="checkbox"/>	<input type="checkbox"/>
Too crowded/ seating is not available .....	<input type="checkbox"/>	<input type="checkbox"/>	<input type="checkbox"/>	<input type="checkbox"/>
It is not comfortable to ride DART (uncomfortable seats, too hot or too cold, etc.).....	<input type="checkbox"/>	<input type="checkbox"/>	<input type="checkbox"/>	<input type="checkbox"/>
I need my car before or after work.....	<input type="checkbox"/>	<input type="checkbox"/>	<input type="checkbox"/>	<input type="checkbox"/>
I need my car during the day (while at work) .....	<input type="checkbox"/>	<input type="checkbox"/>	<input type="checkbox"/>	<input type="checkbox"/>
It is too far from my home to the stop/station .....	<input type="checkbox"/>	<input type="checkbox"/>	<input type="checkbox"/>	<input type="checkbox"/>
It is too far from my work to the stop/station.....	<input type="checkbox"/>	<input type="checkbox"/>	<input type="checkbox"/>	<input type="checkbox"/>
Trouble finding my way before or after the trip.....	<input type="checkbox"/>	<input type="checkbox"/>	<input type="checkbox"/>	<input type="checkbox"/>
Physical barriers (missing sidewalks, can't cross busy roadway/highway, etc.) between home and the stop/station.....	<input type="checkbox"/>	<input type="checkbox"/>	<input type="checkbox"/>	<input type="checkbox"/>
Walking to and from stop/station is an unpleasant experience .....	<input type="checkbox"/>	<input type="checkbox"/>	<input type="checkbox"/>	<input type="checkbox"/>
I don't feel safe from crime walking to stop/station .....	<input type="checkbox"/>	<input type="checkbox"/>	<input type="checkbox"/>	<input type="checkbox"/>
I don't feel safe from traffic walking to stop/station.....	<input type="checkbox"/>	<input type="checkbox"/>	<input type="checkbox"/>	<input type="checkbox"/>
I don't feel safe riding DART trains and buses .....	<input type="checkbox"/>	<input type="checkbox"/>	<input type="checkbox"/>	<input type="checkbox"/>
I just don't like riding DART.....	<input type="checkbox"/>	<input type="checkbox"/>	<input type="checkbox"/>	<input type="checkbox"/>
Bad weather (rain, too hot, too cold, etc.) .....	<input type="checkbox"/>	<input type="checkbox"/>	<input type="checkbox"/>	<input type="checkbox"/>
Parking is free, so no need to use DART .....	<input type="checkbox"/>	<input type="checkbox"/>	<input type="checkbox"/>	<input type="checkbox"/>

**Any other reasons you do not use DART for your commute?**

---

**Q13. During a typical work week, how many times do you leave work and return during the workday for personal reasons (e.g., go to lunch, shop or run a personal errand) or for work-related reasons (e.g., go to a meeting, make a delivery, visit another work site)? (Check one)**

- |  |   |  |
|--|---|--|
| <input type="checkbox"/> Never → go to Q15 | <input type="checkbox"/> 1-2 times/week | <input type="checkbox"/> 3 times/week            |
| <input type="checkbox"/> 4 times/week      | <input type="checkbox"/> Once every day | <input type="checkbox"/> More than once each day |

**Q14. About how often do you use each of the following modes to leave work during the workday for personal reasons (e.g., shop, run an errand) or for work-related reasons (e.g., go to a meeting, make a delivery, visit another work site)? (Please check one box for each mode of transportation: if you never use the mode to leave work for personal reasons, choose "never.")**

	<u>Never</u>	<u>1 or fewer times a month</u>	<u>2-4 times a month</u>	<u>1-2 times a week</u>	<u>3-4 times a week</u>	<u>Every day</u>
Drive a company vehicle by myself.....	<input type="checkbox"/>	<input type="checkbox"/>	<input type="checkbox"/>	<input type="checkbox"/>	<input type="checkbox"/>	<input type="checkbox"/>
Drive a personal vehicle by myself.....	<input type="checkbox"/>	<input type="checkbox"/>	<input type="checkbox"/>	<input type="checkbox"/>	<input type="checkbox"/>	<input type="checkbox"/>
Drive motorbike or scooter .....	<input type="checkbox"/>	<input type="checkbox"/>	<input type="checkbox"/>	<input type="checkbox"/>	<input type="checkbox"/>	<input type="checkbox"/>
Car/van pool (go with others) in a private vehicle.....	<input type="checkbox"/>	<input type="checkbox"/>	<input type="checkbox"/>	<input type="checkbox"/>	<input type="checkbox"/>	<input type="checkbox"/>
Car/van pool (go with others) in a company vehicle .....	<input type="checkbox"/>	<input type="checkbox"/>	<input type="checkbox"/>	<input type="checkbox"/>	<input type="checkbox"/>	<input type="checkbox"/>
Walk.....	<input type="checkbox"/>	<input type="checkbox"/>	<input type="checkbox"/>	<input type="checkbox"/>	<input type="checkbox"/>	<input type="checkbox"/>
Bike.....	<input type="checkbox"/>	<input type="checkbox"/>	<input type="checkbox"/>	<input type="checkbox"/>	<input type="checkbox"/>	<input type="checkbox"/>
Bus (any type including shuttle or circulator bus).....	<input type="checkbox"/>	<input type="checkbox"/>	<input type="checkbox"/>	<input type="checkbox"/>	<input type="checkbox"/>	<input type="checkbox"/>
DART rail.....	<input type="checkbox"/>	<input type="checkbox"/>	<input type="checkbox"/>	<input type="checkbox"/>	<input type="checkbox"/>	<input type="checkbox"/>
Taxi, Uber, Lyft .....	<input type="checkbox"/>	<input type="checkbox"/>	<input type="checkbox"/>	<input type="checkbox"/>	<input type="checkbox"/>	<input type="checkbox"/>
Some other way: .....	<input type="checkbox"/>	<input type="checkbox"/>	<input type="checkbox"/>	<input type="checkbox"/>	<input type="checkbox"/>	<input type="checkbox"/>

**Q15. Please tell us (1) which of the following benefits or services are available to you from your employer or another organization, (2) whether or not you have used them in the last six months or (3) if you would use them if they were available.**

	(1) Employer or other organization provides		(2) Used in last 6 months		(3) Would use if offered	
	<u>yes</u>	<u>no</u>	<u>yes</u>	<u>no</u>	<u>yes</u>	<u>no</u>
Teleworking (a regular, off-site work arrangement) .....	<input type="checkbox"/>	<input type="checkbox"/>	<input type="checkbox"/>	<input type="checkbox"/>	<input type="checkbox"/>	<input type="checkbox"/>
Compressed work weeks (i.e. 40 hours in 4 days, 80 hours in 9 days) ....	<input type="checkbox"/>	<input type="checkbox"/>	<input type="checkbox"/>	<input type="checkbox"/>	<input type="checkbox"/>	<input type="checkbox"/>
Flexible work schedules (varying starting and ending times).....	<input type="checkbox"/>	<input type="checkbox"/>	<input type="checkbox"/>	<input type="checkbox"/>	<input type="checkbox"/>	<input type="checkbox"/>
Free/subsidized DART passes.....	<input type="checkbox"/>	<input type="checkbox"/>	<input type="checkbox"/>	<input type="checkbox"/>	<input type="checkbox"/>	<input type="checkbox"/>
Organized carpool/vanpool.....	<input type="checkbox"/>	<input type="checkbox"/>	<input type="checkbox"/>	<input type="checkbox"/>	<input type="checkbox"/>	<input type="checkbox"/>
Incentives for carpooling (e.g., preferred parking, etc.) .....	<input type="checkbox"/>	<input type="checkbox"/>	<input type="checkbox"/>	<input type="checkbox"/>	<input type="checkbox"/>	<input type="checkbox"/>
Incentives for walking or bicycling .....	<input type="checkbox"/>	<input type="checkbox"/>	<input type="checkbox"/>	<input type="checkbox"/>	<input type="checkbox"/>	<input type="checkbox"/>
Shuttles to transit or other frequently used locations.....	<input type="checkbox"/>	<input type="checkbox"/>	<input type="checkbox"/>	<input type="checkbox"/>	<input type="checkbox"/>	<input type="checkbox"/>
Access to vehicles or bicycles for mid-day trips .....	<input type="checkbox"/>	<input type="checkbox"/>	<input type="checkbox"/>	<input type="checkbox"/>	<input type="checkbox"/>	<input type="checkbox"/>
Bike storage (bike racks, bike lockers) .....	<input type="checkbox"/>	<input type="checkbox"/>	<input type="checkbox"/>	<input type="checkbox"/>	<input type="checkbox"/>	<input type="checkbox"/>
On-site amenities for walkers and bicyclists (i.e. showers, lockers)	<input type="checkbox"/>	<input type="checkbox"/>	<input type="checkbox"/>	<input type="checkbox"/>	<input type="checkbox"/>	<input type="checkbox"/>
Other (please specify _____) .....	<input type="checkbox"/>	<input type="checkbox"/>	<input type="checkbox"/>	<input type="checkbox"/>	<input type="checkbox"/>	<input type="checkbox"/>

**Q16. When you accepted a position with this company, how much of an influence was each of the following reasons for working there? Note: Your employer will not see these results. (Circle one number for each reason, where 1= Not an influence and 10= Very strong influence)**

	<u>Not an influence</u>					<u>Very strongly influence</u>				
Liked the job (e.g., salary/wage; good benefits, company reputation, interesting or meaningful work).....	1	2	3	4	5	6	7	8	9	10
Easy commute by car.....	1	2	3	4	5	6	7	8	9	10
Easy access to car parking .....	1	2	3	4	5	6	7	8	9	10
Easy commute by DART.....	1	2	3	4	5	6	7	8	9	10
Access by walking/bicycling.....	1	2	3	4	5	6	7	8	9	10
Convenient amenities nearby (food, shopping, etc.) .....	1	2	3	4	5	6	7	8	9	10

**The following questions will help ensure that our survey represents behaviors and opinions of a broad group of employees. All your answers will be strictly confidential.**

**Q17. Do you work at this employer full time, part time or on a contract basis? (Check one)**

- Full time     Part time     Contract work

**Q18. What is your hourly wage at this job?**

- Less than \$10/hour  
 \$10 to \$20/hour  
 More than \$20/hour

**Q19. Please provide your home address or nearest major intersection. This information will be used to help us understand commuting patterns. It will be held confidentially and will not be sold or used for any other purpose.**

Address or nearest major intersection \_\_\_\_\_

& \_\_\_\_\_

City \_\_\_\_\_

Zip code \_\_\_\_\_

**Q20. Who else lives with you? (Check all that apply)**

- Only me    **OR**  
 My spouse/partner  
 Children → **How many?** \_\_\_\_\_  
 Other adults → **How many?** \_\_\_\_\_  
*(not including you and your spouse/partner) .....* \_\_\_\_\_

**Q21. How many people in your household, including you, have a driver's license?.....** \_\_\_\_\_

**Q22. How many bikes and vehicles are at your household that are currently in good condition and available for use?**

\_\_\_\_\_ number of bikes

\_\_\_\_\_ number of vehicles

*(cars, trucks, motorcycles, scooters, etc.)*

**Q23. What is your gender?**

- Male     Female

**Q24. What is your age?**

- under age 18     45 to 54 years old  
 18 to 24 years old     55 to 64 years old  
 25 to 34 years old     65 years or older  
 35 to 44 years old

**Q25. Which category best describes your race? (Check all that apply)**

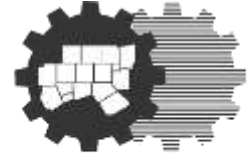
- Hispanic  
 African American/black  
 Asian or Pacific Islander  
 Caucasian/white  
 Native American  
 Other

**Q26. How much education have you completed?**

- Did not graduate high school  
 High school or GED  
 Some college, Associates degree or technical/trade school  
 Bachelor's degree  
 Graduate/professional degree

**Q27. How much was your household's total income before taxes in 2018? Please include income from all sources for all persons living in your household. (Check one)**

- Less than \$15,000     \$50,000 to \$74,999  
 \$15,000 to \$19,999     \$75,000 to \$99,999  
 \$20,000 to \$29,999     \$100,000 to \$149,999  
 \$30,000 to \$39,999     \$150,000 or more  
 \$40,000 to \$49,999



North Central Texas  
Council of Governments

Estimado empleado,

Aquí está su oportunidad para ayudar a su comunidad a abordar temas relacionados con los viajes, diciéndonos sobre sus viajes a su lugar de trabajo.

El North Central Texas Council of Governments (NCTCOG), asociación voluntaria de gobiernos locales, la cual se estableció para ayudar en la planificación regional, desea entender mejor hábitos actuales de viajes, las dificultades con los traslados, así como los intereses de viajeros como usted.

**¡Por favor, comparta su experiencia llenando esta encuesta!** Puede llenar y devolver su encuesta poniéndola en el sobre con franqueo prepagado que incluimos aquí, y mandarla directamente al National Research Center, Inc. (NRC). En lugar de esto, usted puede devolver la encuesta a su empleador en el punto de recolección de donde se entregará al NRC. También, puede llenar la encuesta en línea en: [www.bit.ly/nctcog2019es](http://www.bit.ly/nctcog2019es)

La información de esta encuesta ayudará al NCTCOG y a nuestros socios planificadores de las ciudades de Dallas, Garland, Plano y Richardson, así como al Dallas Area Rapid Transit (DART) para que aborden mejor las necesidades de la vida real y desarrollen políticas de uso de tierras y transporte para la región.

Sus respuestas se mantendrán estrictamente confidenciales. Su compañía fue elegida al azar para participar en esta encuesta y su empleador estuvo de acuerdo en distribuirles esta encuesta. El NRC está llevando a cabo esta encuesta, a nombre del NCTCOG. Para mayor información, por favor visite la página del sitio web de NCTCOG en: <https://www.nctcog.org/trans/plan/land-use/tod/planning-studies/tod-survey>

**¡Gracias por su tiempo!**

**Q1. ¿Para qué organización trabaja? (Si tiene más de un trabajo, por favor responda sobre el trabajo donde recibió esta encuesta) .....** \_\_\_\_\_

*Si tiene más de un trabajo, por favor responda sobre el trabajo en donde recibió esta encuesta.*

**Q2. Pensando en la semana pasada, ¿cómo viajó desde su hogar a su trabajo cada día? Por favor, elija todos los medios que utilizó cada día.**

	No trabajé <u>este día</u>	Teletrabajé (trabajé desde <u>mi hogar</u> )	Manejé <u>vehículo solo</u>	Compartí <u>auto/furgoneta</u>	Tomé taxi, <u>Uber, o Lyft</u>	Manejé <u>motocicleta o scooter</u>	Tomé <u>tren/ tren ligero</u>	Tomé <u>autobús</u>	<u>Caminé</u>	Tomé <u>bicicleta</u>
Lunes	<input type="checkbox"/>	<input type="checkbox"/>	<input type="checkbox"/>	<input type="checkbox"/>	<input type="checkbox"/>	<input type="checkbox"/>	<input type="checkbox"/>	<input type="checkbox"/>	<input type="checkbox"/>	<input type="checkbox"/>
Martes	<input type="checkbox"/>	<input type="checkbox"/>	<input type="checkbox"/>	<input type="checkbox"/>	<input type="checkbox"/>	<input type="checkbox"/>	<input type="checkbox"/>	<input type="checkbox"/>	<input type="checkbox"/>	<input type="checkbox"/>
Miércoles	<input type="checkbox"/>	<input type="checkbox"/>	<input type="checkbox"/>	<input type="checkbox"/>	<input type="checkbox"/>	<input type="checkbox"/>	<input type="checkbox"/>	<input type="checkbox"/>	<input type="checkbox"/>	<input type="checkbox"/>
Jueves	<input type="checkbox"/>	<input type="checkbox"/>	<input type="checkbox"/>	<input type="checkbox"/>	<input type="checkbox"/>	<input type="checkbox"/>	<input type="checkbox"/>	<input type="checkbox"/>	<input type="checkbox"/>	<input type="checkbox"/>
Viernes	<input type="checkbox"/>	<input type="checkbox"/>	<input type="checkbox"/>	<input type="checkbox"/>	<input type="checkbox"/>	<input type="checkbox"/>	<input type="checkbox"/>	<input type="checkbox"/>	<input type="checkbox"/>	<input type="checkbox"/>
Sábado	<input type="checkbox"/>	<input type="checkbox"/>	<input type="checkbox"/>	<input type="checkbox"/>	<input type="checkbox"/>	<input type="checkbox"/>	<input type="checkbox"/>	<input type="checkbox"/>	<input type="checkbox"/>	<input type="checkbox"/>
Domingo	<input type="checkbox"/>	<input type="checkbox"/>	<input type="checkbox"/>	<input type="checkbox"/>	<input type="checkbox"/>	<input type="checkbox"/>	<input type="checkbox"/>	<input type="checkbox"/>	<input type="checkbox"/>	<input type="checkbox"/>

**Q3. ¿Qué tan a menudo hace una parada en su camino hacia o desde su trabajo por las siguientes razones? (Marque una por cada una)**

	<u>Nunca</u>	<u>1 o menos veces al mes</u>	<u>2-4 veces al mes</u>	<u>1-2 veces a la semana</u>	<u>3-4 veces a la semana</u>	<u>Todos los días</u>
Dejo a mi hijo en la escuela /guardaría.....	<input type="checkbox"/>	<input type="checkbox"/>	<input type="checkbox"/>	<input type="checkbox"/>	<input type="checkbox"/>	<input type="checkbox"/>
Recojo a mi hijo de la escuela/guardería.....	<input type="checkbox"/>	<input type="checkbox"/>	<input type="checkbox"/>	<input type="checkbox"/>	<input type="checkbox"/>	<input type="checkbox"/>
Hago un mandado o algunas compras.....	<input type="checkbox"/>	<input type="checkbox"/>	<input type="checkbox"/>	<input type="checkbox"/>	<input type="checkbox"/>	<input type="checkbox"/>
Otras actividades (gimnasio, actividades sociales, comer fuera, etc.).....	<input type="checkbox"/>	<input type="checkbox"/>	<input type="checkbox"/>	<input type="checkbox"/>	<input type="checkbox"/>	<input type="checkbox"/>

**Q4. ¿A qué hora llega a su trabajo generalmente? (Marque una)**

**Madrugada/Mañana (AM)**

- Medianoche a 5:59 AM
- 6:00 AM a 6:29 AM
- 6:30 AM a 6:59 AM
- 7:00 AM a 7:29 AM
- 7:30 AM a 7:59 AM
- 8:00 AM a 8:29 AM
- 8:30 AM a 8:59 AM
- 9:00 AM a 9:29 AM
- 9:30 AM a 9:59 AM
- 10:00 AM a 11:59 AM

**Tarde/Noche (PM)**

- Mediodía a 1:59 PM
- 2:00 PM a 3:59 PM
- 4:00 PM a 5:59 PM
- 6:00 PM a 7:59 PM
- 8:00 PM a 9:59 PM
- 10:00 PM a 11:59 PM
- Trabajo diferentes turnos cada día/semana
- Siempre trabajo desde casa

**Q5. ¿Cuántas horas trabaja en un día típico en este trabajo? (Marque una)**

- 4 horas o menos
- 5 a 6 horas
- 7 a 8 horas
- 9 horas o más

**Q6. ¿A qué hora sale de su trabajo generalmente? (Marque una)**

**Tarde/Noche (PM)**

- Mediodía a 1:59 PM
- 2:00 PM a 3:59 PM
- 3:00 PM a 3:29 PM
- 3:30 PM a 3:59 PM
- 4:00 PM a 4:29 PM
- 4:30 PM a 4:59 PM
- 5:00 PM a 5:29 PM
- 5:30 PM a 5:59 PM
- 6:00 PM a 6:29 PM
- 6:30 PM a 6:59 PM
- 7:00 PM a 7:59 PM
- 8:00 PM a 8:59 PM

**Altas horas de la noche/Madrugada/Mañana (AM)**

- 9:00 PM a 9:59 PM
- 10:00 PM a 11:59 PM
- Medianoche a 1:59 AM
- 2:00 AM a 3:59 AM
- 4:00 AM a 5:59 AM
- 6:00 AM a 7:59 AM
- 8:00 AM a 9:59 AM
- 10:00 AM to 11:59 AM
- Trabajo diferentes turnos cada día/semana
- Siempre trabajo desde casa

**Q7. ¿Aproximadamente, cuántas millas recorre desde su hogar al trabajo por su ruta típica? ..... millas**

**Q8. Utilizando su medio de viaje típico, ¿cuánto tiempo le toma generalmente viajar desde su hogar al trabajo? ..... horas ..... minutos**

**Q9. ¿Aproximadamente qué tan lejos está la estación de trenes o parada de autobuses, y qué tan lejos está el estacionamiento gratuito más cercano a su trabajo? (Por favor, marque uno para cada columna)**

	<u>Estación de trenes o parada autobuse</u>	<u>Estacionamiento gratuito</u>
Justo a un lado del edificio .....	<input type="checkbox"/>	<input type="checkbox"/>
Dentro de una cuadra del edificio .....	<input type="checkbox"/>	<input type="checkbox"/>
Dentro de dos cuadras.....	<input type="checkbox"/>	<input type="checkbox"/>
Dentro de tres cuadras .....	<input type="checkbox"/>	<input type="checkbox"/>
Más de tres cuadras de distancia .....	<input type="checkbox"/>	<input type="checkbox"/>
No sabe .....	<input type="checkbox"/>	<input type="checkbox"/>

**Q10. Si maneja para ir al trabajo, ¿dónde se estaciona generalmente? (Marque una)**

- Nunca manejo para ir al trabajo
- Me estaciono gratuitamente en un lote o garaje pagado por mi empleador o es parte del edificio
- En un lote o garaje de estacionamiento público, gratuito (no parte del edificio en el que trabajo o pagado por mi empleador)
- Pago por estacionamiento por el día → ¿Cuánto paga por este estacionamiento? .... \$ \_\_\_\_\_ por día
- Pago por estacionamiento con un permiso de estacionamiento mensual → ¿Cuánto paga por este permiso? ..... \$ \_\_\_\_\_ por mes
- Estacionamiento gratuito en la calle
- Estacionamiento medido en la calle
- Otro \_\_\_\_\_

**Q11. Si ahora generalmente maneja para ir a su trabajo, ¿qué podría influirle para que cambie y haga sus viajes usando el DART? (Por favor, marque todas las que correspondan).**

- Generalmente no manejo para ir al trabajo
- Tarifas de transporte más económicas
- Que los precios de la gasolina subieran mucho
- Que tuviera que pagar mucho más por estacionamiento
- Rutas para caminar o para andar en bicicleta más convenientes y de alta calidad entre el DART y mi lugar de trabajo
- Es muy poco probable que alguna vez use el DART para viajar al trabajo
- Otro ( especificar)
- Que viviera más cerca a una parada o estación del DART
- Servicio de shuttle entre mi trabajo y una estación del DART
- Servicio más frecuente de autobús/tren que coincida con mi horario
- Mejor calidad, comodidad y seguridad de los vehículos/trenes del DART

**Q12. Si no usa el DART para viajar hacia o desde su trabajo, o no lo usa muy a menudo, ¿cuál de las siguientes son razones para no usarlo?**

	<u>Razón muy grande</u>	<u>Razón grande</u>	<u>Razón pequeña</u>	<u>No es una razón</u>
No sé lo suficiente sobre el DART; necesito más información.....	<input type="checkbox"/>	<input type="checkbox"/>	<input type="checkbox"/>	<input type="checkbox"/>
El servicio no es lo suficientemente frecuente para ser conveniente .....	<input type="checkbox"/>	<input type="checkbox"/>	<input type="checkbox"/>	<input type="checkbox"/>
Los viajes toman demasiado tiempo / demasiados transbordos .....	<input type="checkbox"/>	<input type="checkbox"/>	<input type="checkbox"/>	<input type="checkbox"/>
Cuesta demasiado .....	<input type="checkbox"/>	<input type="checkbox"/>	<input type="checkbox"/>	<input type="checkbox"/>
Demasiado lleno/ no hay asientos disponibles .....	<input type="checkbox"/>	<input type="checkbox"/>	<input type="checkbox"/>	<input type="checkbox"/>
No es cómodo viajar en el DART (asientos incómodos, demasiado calor o demasiado frío, etc.) .....	<input type="checkbox"/>	<input type="checkbox"/>	<input type="checkbox"/>	<input type="checkbox"/>
Necesito mi automóvil antes o después del trabajo.....	<input type="checkbox"/>	<input type="checkbox"/>	<input type="checkbox"/>	<input type="checkbox"/>
Necesito mi automóvil durante el día (durante el día de trabajo) .....	<input type="checkbox"/>	<input type="checkbox"/>	<input type="checkbox"/>	<input type="checkbox"/>
La parada /estación está demasiado lejos de mi hogar .....	<input type="checkbox"/>	<input type="checkbox"/>	<input type="checkbox"/>	<input type="checkbox"/>
La parada /estación está demasiado lejos de mi trabajo .....	<input type="checkbox"/>	<input type="checkbox"/>	<input type="checkbox"/>	<input type="checkbox"/>
Se me dificulta encontrar mi camino antes o después del viaje.....	<input type="checkbox"/>	<input type="checkbox"/>	<input type="checkbox"/>	<input type="checkbox"/>
Barreras físicas (falta de aceras, no es posible cruzar la calle /autopista tan transitada, etc.) entre mi hogar y la parada/estación.....	<input type="checkbox"/>	<input type="checkbox"/>	<input type="checkbox"/>	<input type="checkbox"/>
La caminata hacia o desde la parada/estación es una experiencia desagradable.....	<input type="checkbox"/>	<input type="checkbox"/>	<input type="checkbox"/>	<input type="checkbox"/>
No me siento seguro debido al crimen caminando a la parada/estación ....	<input type="checkbox"/>	<input type="checkbox"/>	<input type="checkbox"/>	<input type="checkbox"/>
No me siento seguro debido al tráfico caminando a la parada /estación ....	<input type="checkbox"/>	<input type="checkbox"/>	<input type="checkbox"/>	<input type="checkbox"/>
No me siento seguro al bordo de los trenes y autobuses del DART .....	<input type="checkbox"/>	<input type="checkbox"/>	<input type="checkbox"/>	<input type="checkbox"/>
Simply no me gusta viajar en el DART .....	<input type="checkbox"/>	<input type="checkbox"/>	<input type="checkbox"/>	<input type="checkbox"/>
Mal tiempo (lluvias, demasiado calor, demasiado frío, etc.).....	<input type="checkbox"/>	<input type="checkbox"/>	<input type="checkbox"/>	<input type="checkbox"/>
El estacionamiento es gratuito, así que no necesito utilizar el DART .....	<input type="checkbox"/>	<input type="checkbox"/>	<input type="checkbox"/>	<input type="checkbox"/>

**¿Alguna otra razón por la que no utiliza el transporte público para viajar?**

**Q13. Durante una semana típica de trabajo, ¿cuántas veces sale del trabajo debido a motivos personales y regresa dentro del horario de trabajo (ej., ir a almorzar, de compras o a hacer mandados personales) o por motivos relacionados con el trabajo (ej., asistir a una reunión, hacer una entrega, visitar otro lugar de trabajo)? (Marque una)**

- Nunca → pase a Q15     
  1-2 veces/semana     
  3 veces/semana  
 4 veces/semana     
  Una vez al día     
  Más de una vez al día

**Q14. ¿Aproximadamente, qué tan a menudo utiliza cada uno de los siguientes medios de transporte para salir del trabajo por motivos personales dentro del horario de trabajo (ej., hacer compras, hacer un mandado) o por motivos relacionados con el trabajo (ej., asistir a una reunión, hacer una entrega, visitar otro lugar de trabajo)? (Por favor, marque una casilla por cada medio de transporte: si nunca utiliza el modo de transporte para salir del trabajo por motivos personales, elija "nunca").**

	<u>Nunca</u>	<u>1 o menos veces al mes</u>	<u>2-4 veces a mes</u>	<u>1-2 veces a la semana</u>	<u>3-4 veces a la semana</u>	<u>Cada día</u>
Manejo un vehículo de la compañía yo solo .....	<input type="checkbox"/>	<input type="checkbox"/>	<input type="checkbox"/>	<input type="checkbox"/>	<input type="checkbox"/>	<input type="checkbox"/>
Manejo un vehículo personal yo solo .....	<input type="checkbox"/>	<input type="checkbox"/>	<input type="checkbox"/>	<input type="checkbox"/>	<input type="checkbox"/>	<input type="checkbox"/>
Manejo una motocicleta o scooter.....	<input type="checkbox"/>	<input type="checkbox"/>	<input type="checkbox"/>	<input type="checkbox"/>	<input type="checkbox"/>	<input type="checkbox"/>
Auto/furgoneta compartido (junto con otras personas) en un vehículo privado .....	<input type="checkbox"/>	<input type="checkbox"/>	<input type="checkbox"/>	<input type="checkbox"/>	<input type="checkbox"/>	<input type="checkbox"/>
Auto/furgoneta compartido (junto con otras personas) en un vehículo de la compañía.....	<input type="checkbox"/>	<input type="checkbox"/>	<input type="checkbox"/>	<input type="checkbox"/>	<input type="checkbox"/>	<input type="checkbox"/>
Camino.....	<input type="checkbox"/>	<input type="checkbox"/>	<input type="checkbox"/>	<input type="checkbox"/>	<input type="checkbox"/>	<input type="checkbox"/>
Bicicleta.....	<input type="checkbox"/>	<input type="checkbox"/>	<input type="checkbox"/>	<input type="checkbox"/>	<input type="checkbox"/>	<input type="checkbox"/>
Autobús (cualquier tipo, incluyendo shuttle o autobús gratuito)...	<input type="checkbox"/>	<input type="checkbox"/>	<input type="checkbox"/>	<input type="checkbox"/>	<input type="checkbox"/>	<input type="checkbox"/>
Tren del DART .....	<input type="checkbox"/>	<input type="checkbox"/>	<input type="checkbox"/>	<input type="checkbox"/>	<input type="checkbox"/>	<input type="checkbox"/>
Taxi, Uber, Lyft.....	<input type="checkbox"/>	<input type="checkbox"/>	<input type="checkbox"/>	<input type="checkbox"/>	<input type="checkbox"/>	<input type="checkbox"/>
Algún otro medio: _____.....	<input type="checkbox"/>	<input type="checkbox"/>	<input type="checkbox"/>	<input type="checkbox"/>	<input type="checkbox"/>	<input type="checkbox"/>



**Q15. Por favor, díganos (1) ¿cuál de los siguientes beneficios o servicios están disponibles para usted de parte de su empleador u otra organización, (2) si los ha utilizado o no en los últimos seis meses, o (3) si los utilizaría si estuvieran disponibles. (Marque todos los que correspondan)**

	(1) Proporcionado por empleador u otra organización		(2) Utilizado en los últimos 6 meses		(3) Utilizaría si lo ofrecieran	
	<u>sí</u>	<u>no</u>	<u>sí</u>	<u>no</u>	<u>sí</u>	<u>no</u>
	<input type="checkbox"/>	<input type="checkbox"/>	<input type="checkbox"/>	<input type="checkbox"/>	<input type="checkbox"/>	<input type="checkbox"/>
Teletrabajo (acuerdo regular de trabajo fuera del lugar de trabajo) .....	<input type="checkbox"/>	<input type="checkbox"/>	<input type="checkbox"/>	<input type="checkbox"/>	<input type="checkbox"/>	<input type="checkbox"/>
Semanas de trabajo comprimidas (ejemplo, 40 horas en 4 días, 80 horas in 9 días).....	<input type="checkbox"/>	<input type="checkbox"/>	<input type="checkbox"/>	<input type="checkbox"/>	<input type="checkbox"/>	<input type="checkbox"/>
Horarios de trabajo flexibles (horas de entrada y salida variadas) .....	<input type="checkbox"/>	<input type="checkbox"/>	<input type="checkbox"/>	<input type="checkbox"/>	<input type="checkbox"/>	<input type="checkbox"/>
Pases para el DART gratuitos/subsidiados.....	<input type="checkbox"/>	<input type="checkbox"/>	<input type="checkbox"/>	<input type="checkbox"/>	<input type="checkbox"/>	<input type="checkbox"/>
Auto/furgoneta compartidos, organizados .....	<input type="checkbox"/>	<input type="checkbox"/>	<input type="checkbox"/>	<input type="checkbox"/>	<input type="checkbox"/>	<input type="checkbox"/>
Incentivos para autos compartidos (ej., estacionamiento preferencial, etc.) .....	<input type="checkbox"/>	<input type="checkbox"/>	<input type="checkbox"/>	<input type="checkbox"/>	<input type="checkbox"/>	<input type="checkbox"/>
Incentivos para caminar o para viajar en bicicleta .....	<input type="checkbox"/>	<input type="checkbox"/>	<input type="checkbox"/>	<input type="checkbox"/>	<input type="checkbox"/>	<input type="checkbox"/>
Shuttles para llevarle al transporte u otros lugares utilizados con frecuencia.....	<input type="checkbox"/>	<input type="checkbox"/>	<input type="checkbox"/>	<input type="checkbox"/>	<input type="checkbox"/>	<input type="checkbox"/>
Acceso a vehículos y bicicletas para viajes de mediodía .....	<input type="checkbox"/>	<input type="checkbox"/>	<input type="checkbox"/>	<input type="checkbox"/>	<input type="checkbox"/>	<input type="checkbox"/>
Almacenamiento de bicicletas (casilleros y soportes para bicicletas).....	<input type="checkbox"/>	<input type="checkbox"/>	<input type="checkbox"/>	<input type="checkbox"/>	<input type="checkbox"/>	<input type="checkbox"/>
Comodidades en sitio para caminadores y ciclistas (ej., regaderas, casilleros) ....	<input type="checkbox"/>	<input type="checkbox"/>	<input type="checkbox"/>	<input type="checkbox"/>	<input type="checkbox"/>	<input type="checkbox"/>
Otro (por favor, especifique _____).....	<input type="checkbox"/>	<input type="checkbox"/>	<input type="checkbox"/>	<input type="checkbox"/>	<input type="checkbox"/>	<input type="checkbox"/>

**Q16. Cuando aceptó un puesto en esta compañía, ¿qué tanta influencia tuvo cada una de las siguientes razones para trabajar allí? Nota: Su empleador no verá estos resultados.  
(Encierre en un círculo un número por cada razón, donde 1= No tuvo influencia y 10= Muy fuerte influencia)**

	<u>No tuvo influencia</u>					<u>Muy fuerte influencia</u>				
Me gustó el trabajo (ej. salario/sueldo; buenos beneficios, reputación de la compañía, trabajo interesante o significativo).....	1	2	3	4	5	6	7	8	9	10
Viaje al trabajo es sencillo en automóvil .....	1	2	3	4	5	6	7	8	9	10
Acceso sencillo a estacionamiento .....	1	2	3	4	5	6	7	8	9	10
Viaje sencillo en el DART.....	1	2	3	4	5	6	7	8	9	10
Acceso caminando o en bicicleta.....	1	2	3	4	5	6	7	8	9	10
Convenientes comodidades que están cerca (comida, compras, etc.)....	1	2	3	4	5	6	7	8	9	10

**Las siguientes preguntas nos ayudarán a garantizar que nuestra encuesta represente las conductas y opiniones de un amplio grupo de empleados. Todas sus respuestas se mantendrán estrictamente confidenciales.**

**Q17. ¿Trabaja para este empleador tiempo completo, medio tiempo o por contrato**

- Tiempo completo
- Medio tiempo
- Trabajo por contrato

**Q18. ¿Cuánto es su sueldo por hora en este trabajo?**

- Menos de \$10/hora
- \$10 a \$20/hora
- Más de \$20/hora

**Q19. Por favor, proporcione la dirección de su hogar o la principal intersección de calles más cercana. Esta información se utilizará para ayudar a entender los patrones de viajes. Esta información se mantendrá confidencial, y no se venderá o utilizará para ningún otro propósito.**

Dirección o principal intersección \_\_\_\_\_

& \_\_\_\_\_

Ciudad \_\_\_\_\_

Código postal \_\_\_\_\_

**Q20. ¿Quién más vive con usted? (Marque todas las que correspondan)**

- Sólo yo
- Mi esposa(o)/pareja
- Hijos → ¿Cuántos? \_\_\_\_\_
- Otros adultos → ¿Cuántos?  
(sin incluirlo a usted y a su esposa(o)/pareja)..... \_\_\_\_\_

**Q21. ¿Cuántas personas en su hogar tienen licencia para conducir? .....**

**Q22. ¿Actualmente, cuántas bicicletas y vehículos hay en su hogar que estén en buena condición y disponibles para utilizarse?**

\_\_\_\_\_ Número de bicicletas

\_\_\_\_\_ Número de vehículos

(automóviles, camiones, motocicletas, scooters, etc.)

**Q23. ¿Cuál es su sexo?**

- Masculino
- Femenino

**Q24. ¿Qué edad tiene**

- menor de 18 años
- 18 a 24 años de edad
- 25 a 34 años de edad
- 35 a 44 años de edad
- 45 a 54 años de edad
- 55 a 64 años de edad
- 65 años o más

**Q25. ¿Cuál categoría describe mejor su raza? (Marque todas las que correspondan)**

- Hispano
- Afroamericano/negro
- Asiático o isleño del Pacífico
- Caucásico/blanco
- Nativo americano
- Otra

**Q26. ¿Qué estudios ha terminado?**

- No me he graduado de la secundaria
- Secundaria o GED
- Algo de universidad, grado de asociado o escuela técnica/comercial
- Licenciatura
- Posgrado/título profesional

**Q27. ¿De cuánto espera que será el ingreso total de su hogar antes de impuestos en 2019? Por favor, incluya todos los ingresos de toda la gente que vive en su hogar.**

- Menos de \$15,000
- \$15,000 to \$19,999
- \$20,000 to \$29,999
- \$30,000 to \$39,999
- \$40,000 to \$49,999
- \$50,000 a \$74,999
- \$75,000 to \$99,999
- \$100,000 to \$149,999
- \$150,000 o más