

Public Meetings

Regional Safety Update

Natalie Bettger | Senior Program Manager

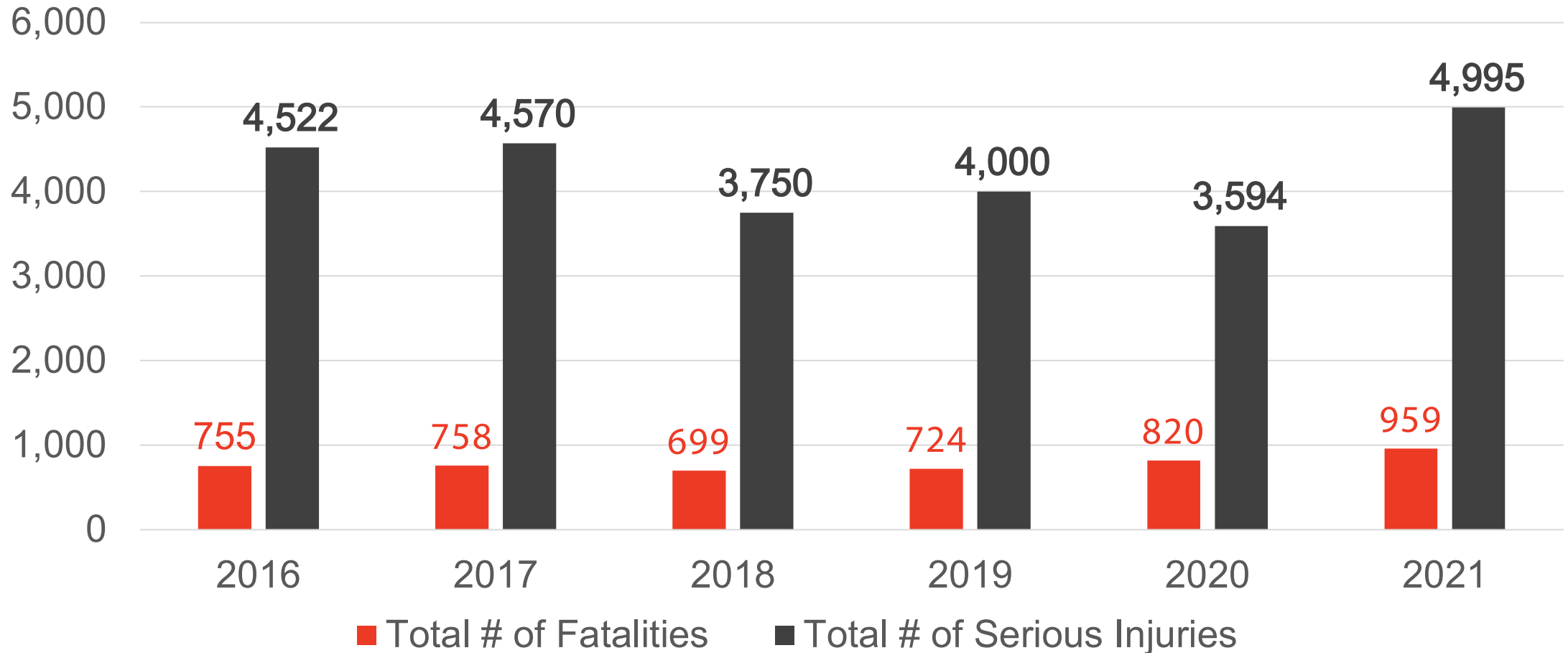
February 2023

Background

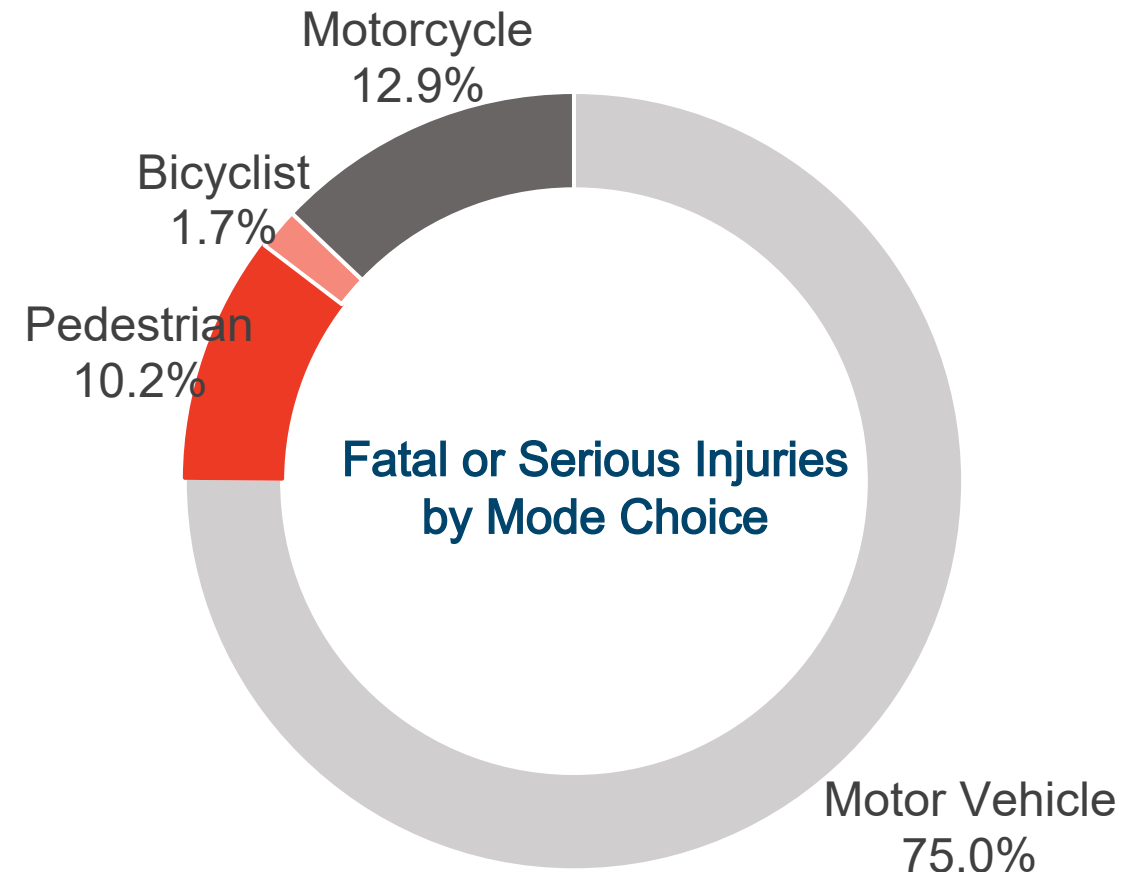
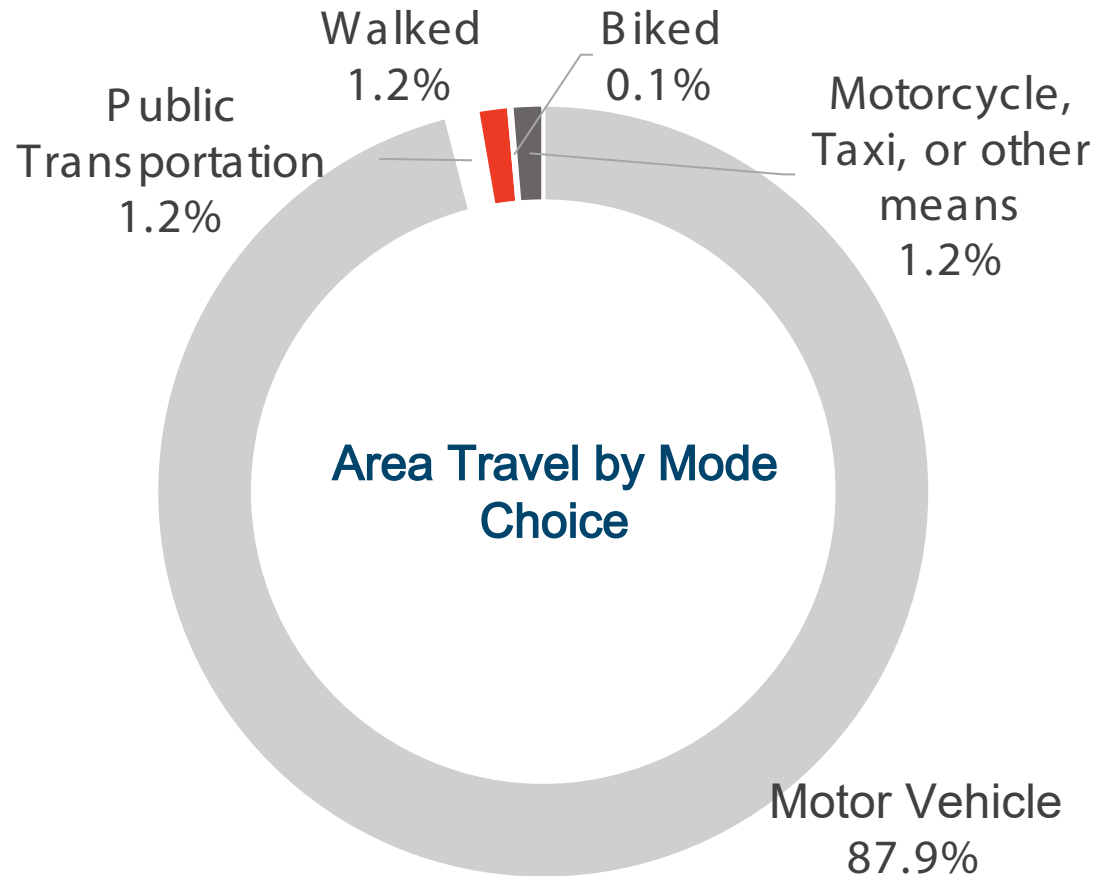
“Even one death on the transportation system is unacceptable. Staff will work with our partners to develop projects, programs, and policies that assist in eliminating serious injuries and fatalities across all modes of travel.”

Regional Safety Position,
approved by the Regional Transportation Council, December 14, 2017
and reaffirmed on February 14, 2019

Fatal and Serious Injuries Within the 12-County Area (2016-2021)



Region-wide Analysis - Percentage Fatal and Serious Injuries by Travel Mode (2016-2020)



Dallas/Ft Worth Commuting Characteristics from ACS
2019 Crash Data for the 12-County Area, all roadways

Public Meeting - Regional Safety Update

Statewide Texas Department of Transportation and Metropolitan Planning Organization Safety Focus

Members Include

Texas Transportation Commissioners (Commissioners New and Ryan)
TxDOT Directors and Districts
Metropolitan Planning Organizations

Reduce Deaths on Texas Roadways

By half by 2035

To zero by year 2050

Implement Short-Term Investment Immediately

Develop Partnerships

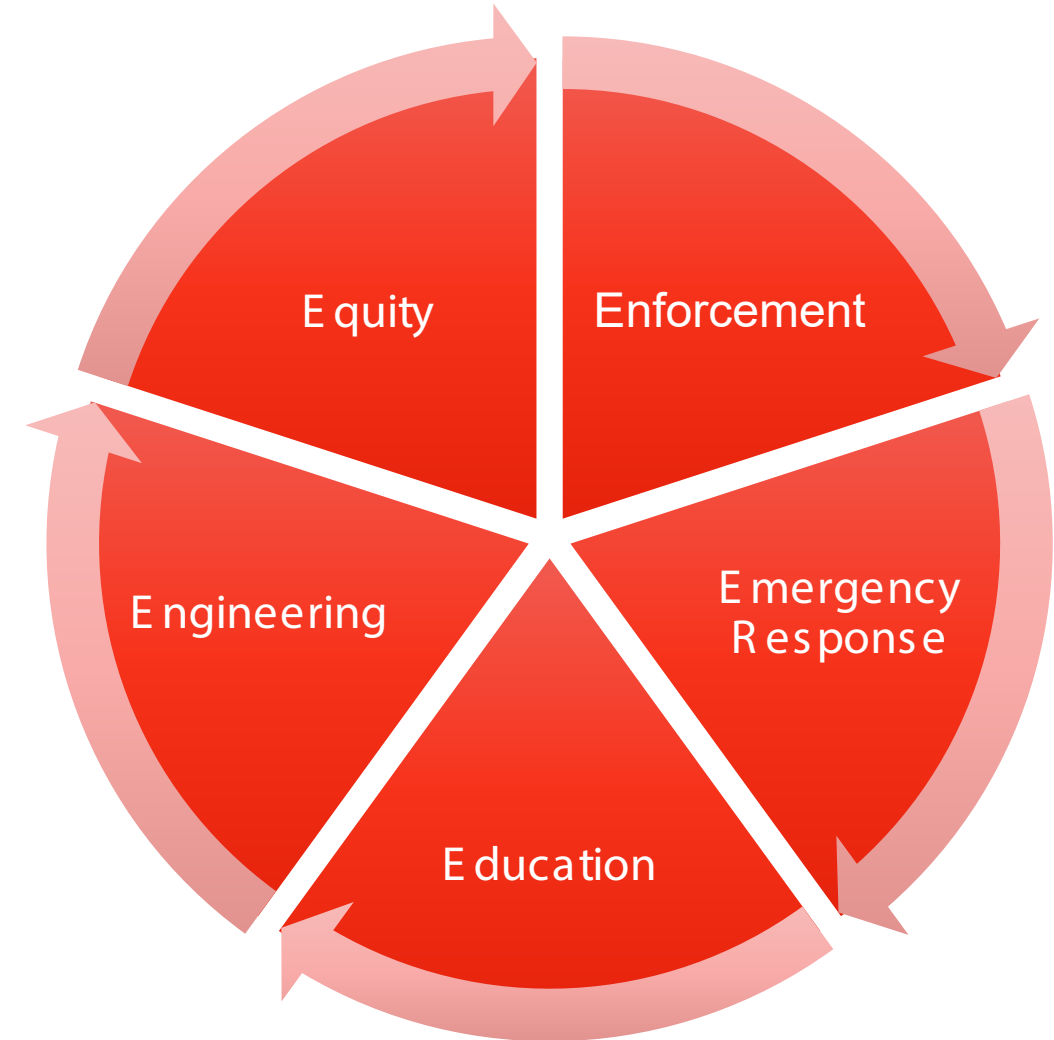
Track Progress and Measure Effectiveness

What is a Roadway Safety Plan?

A Roadway Safety Plan provides a framework for identifying, analyzing, and prioritizing roadway safety improvements on local roads.

It serves as a guide to identify crash factors which contribute to a high number of fatal and serious injuries.

Appropriate safety projects and countermeasures are then selected.



Regional Safety Plan Emphasis Areas Based on Overrepresentation Analysis

Regional Emphasis Areas

- Speeding
- Distracted driving
- Impaired driving
- Intersection safety
- Bicyclist and pedestrian safety
- Roadway and lane departures
- Occupant protection
- Motorcycles

Additional “Areas of Concern”

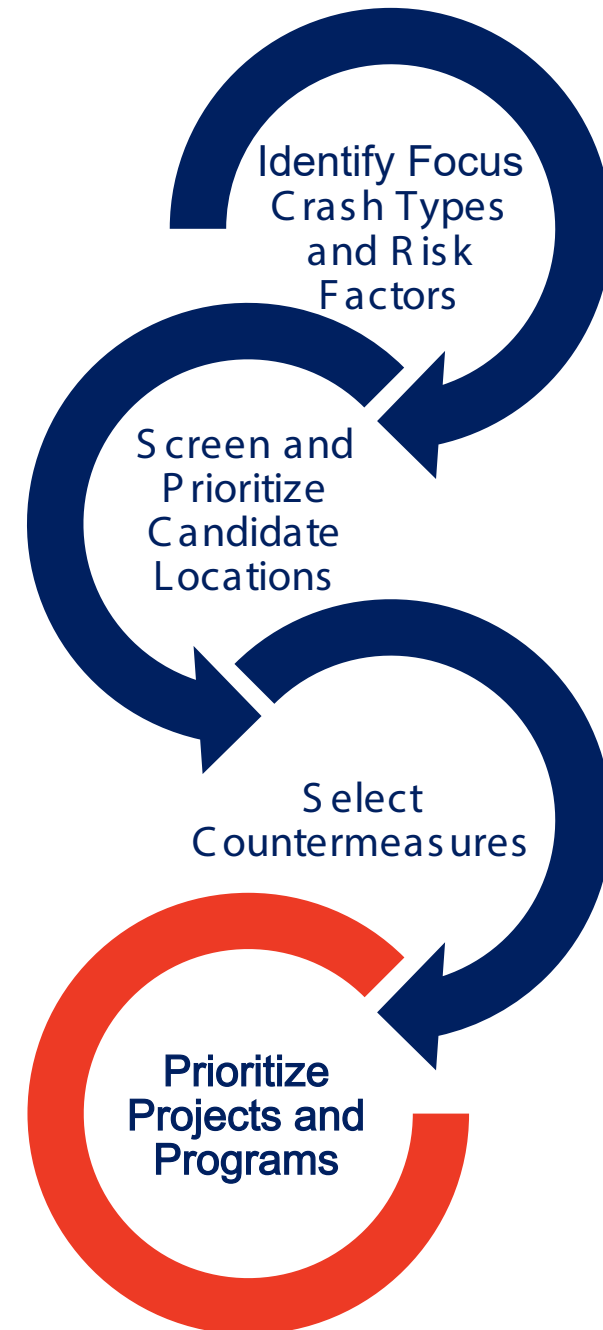
- Wrong way driving
- Crashes occurring at night*
- Younger drivers*
- Older road users (65+)*

Next Steps - Prioritize Safety Projects, Programs, and Policies

Develop a list of high-priority safety improvement projects scheduled for implementation. This considers both high-crash locations and system-wide analysis. Note that this step will occur after the Roadway Safety Plan itself is completed.

Main Tasks within the final step of the Systemic Safety Analysis

1. Create decision process for selecting countermeasures
2. Develop safety projects, programs, and policies
3. Prioritize project implementation



Roadway Safety Audits

FHWA Texas Division has coordinated with

NCTCOG
Forth Worth
Dallas
Richardson

Corridor Locations Completed

Road Safety Audit, Martin Luther King Jr. Blvd, Dallas (2021)

Road Safety Audit, Belknap St., Fort Worth (2022)

Road Safety Audit, W. Spring Valley Rd., Richardson (2022)

Regional Transportation Council Legislative Program

ENHANCE SAFETY

- Improve the safety of the statewide transportation system for all users, including controlling texting while driving, eliminating driving under the influence, lowering excessive speed limits, reducing aggressive driving, reducing the number of fraudulent paper tags, and improving bicycle and pedestrian safety
- Reduce distracted driving through measures such as the use of hands-free cell phone technology
- Oppose legislation to increase freight truck weight limits above 80,000 pounds
- Support legislation allowing sponsorships to support roadside assistance programs
- Eliminate deferred adjudication for safety related traffic violations (e.g., traffic violations in construction zones are not eligible for deferred adjudication)
- Allow non-sworn police officers to complete crash reports and clear minor, non-injury traffic crashes

\$50 Million Regional Transportation Council Safety Program (DFW Region)

Category	Final
Speed Enforcement	\$7 Million
Speed Education	\$2 Million
Bicycle/Ped Education	\$2 Million
Bicycle/Ped Engineering	\$10 Million
Freeway Operations Engineering and Intercity Connections	\$25 Million
Other	\$4 Million
Totals	\$50 Million

NCTCOG Safety Coordination and Efforts

Emphasis Areas	NCTCOG Roadway Safety Plan	NCTCOG Regional Ped Safety Action Plan	Statewide TxDOT/MPO Safety Task Force	RTC M&O Safety Funding	RTC Legislative Program
Speeding	X	X	X	X	X
Distracted Driving	X	X		X	X
Impaired (DUI)	X	X	X	X	X
Intersections	X	X		X	
Bicycle/Pedestrian	X	X	X	X	X
Roadway Lane Departure	X				
Occupant Protection (Seatbelts)	X		X	X	
Motorcycles	X		X	X	
Workzones			X		X
Wrong Way Driving	X			X	
Crashes Occurring at Night	X	X		X	
Roadway Illumination		X		X	
Younger Drivers	X			X	
Older Road Users (65+)	X				
Freight				X	X

Track and Report on Safety Performance Measures

Number of Fatalities

Rate of Fatalities*

Bicyclist and
Pedestrian Fatalities
and Serious Injuries

Number of Serious
Injuries

Rate of Serious
Injuries*

*Rates calculated per
100 million vehicle
miles traveled

How Can You Help?

Do Your Part to Improve Safety

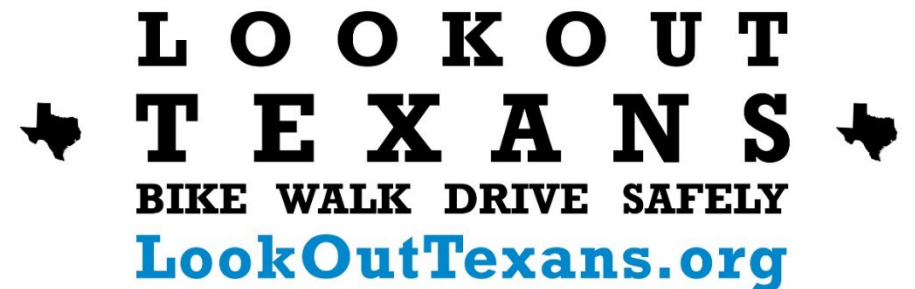
Encourage Your Family, Friends, Co-Workers, Employees **to Improve** Travel Safely on the Transportation System

Safety Resources

Drive Aware North Texas

Look Out Texans

Share Ideas to Improve Transportation Safety



Safety Team Contacts

Roadway Safety

Natalie Bettger
Senior Program Manager
nbettger@nctcog.org

Sonya J. Landrum
Program Manager
slandrum@nctcog.org

Kevin Kroll
Senior Transportation Planner
kkroll@nctcog.org

Bicycle / Pedestrian Safety

Karla Windsor, AICP
Senior Program Manager
kwindsor@nctcog.org

Kevin Kokes
Program Manager
kkokes@nctcog.org