

INTRODUCTION

SUBSTANCE ABUSE

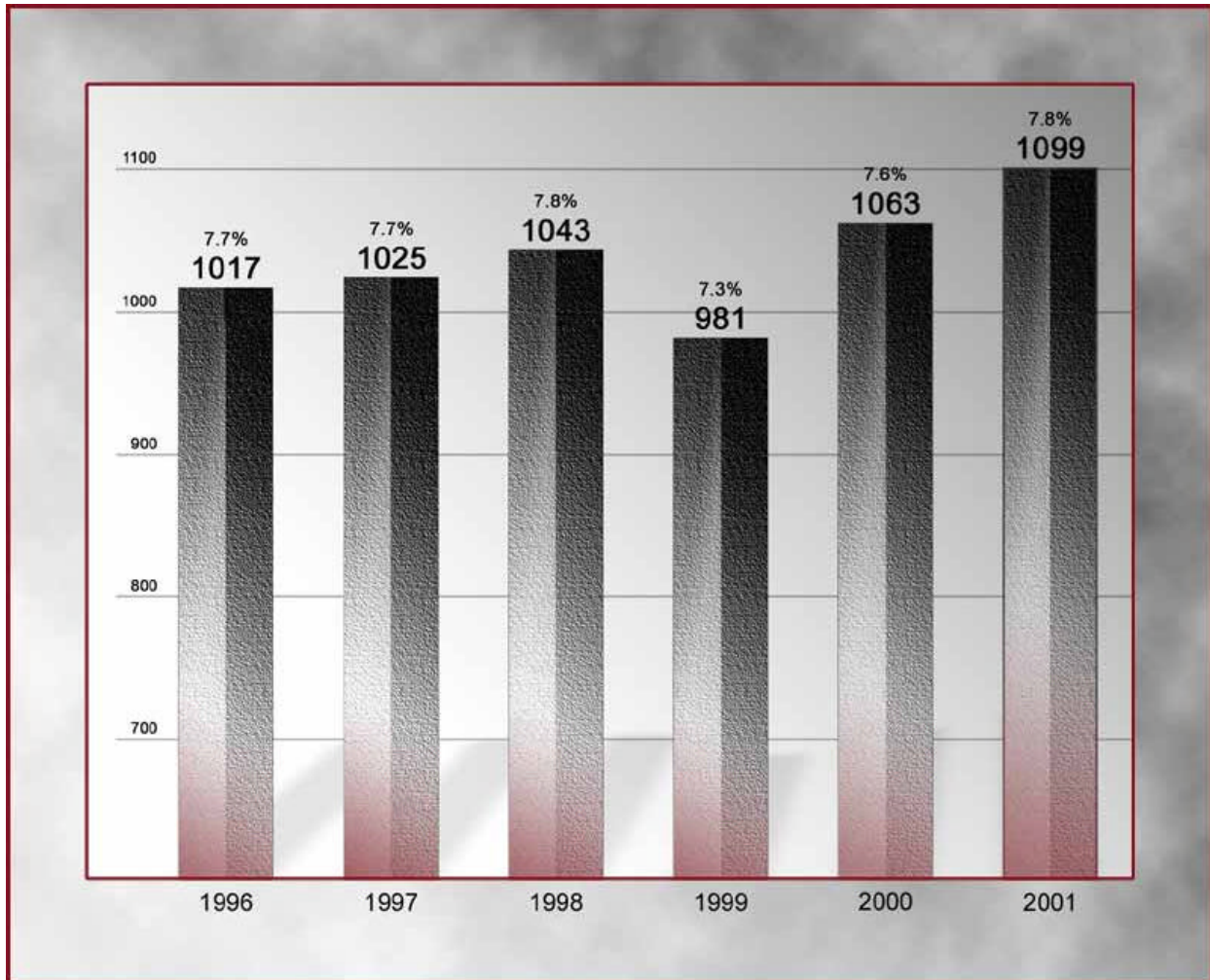
The Texas Commission on Alcohol and Drug Abuse (TCADA) is charged with ensuring that Texans have access to a comprehensive, effective and efficient continuum of substance abuse services.

Substance abuse is arguably the most pervasive public health and public safety issue in Texas. Consider these facts:

- The total economic cost associated with alcohol and drug abuse in Texas for year 2000 is estimated at \$25.9 billion, or \$1,244 for every man, woman and child.
- Crime related to substance abuse cost Texas nearly \$4 billion in 2000 and accounted for about 48% of total expenditures in the state's criminal justice system.
- More than 13,500 Texans died from alcohol and drug disorders in 2000, 46% of them younger than 25.
- Seventy-one percent of students in grades 7-12 reported using alcohol, with 26% considered binge drinkers.
- More than 93,000 students were referred to disciplinary alternative educations in 2001. The most frequent reason for referral was possession or sale of a controlled substance.
- National statistics indicate parental substance abuse causes or contributes to seven out of ten cases of child abuse and neglect and three-quarters of all foster care placements.
- People with substance abuse problems crowd the state's jails and prisons. Six out of ten prisoners are estimated to have substance abuse problems. As of the end of 2001, only 3% had access to a treatment bed in the prison system.

Source: Texas Commission on Alcohol and Drug Abuse, 2002 Annual Report

ALCOHOL RELATED DEATHS IN DALLAS COUNTY

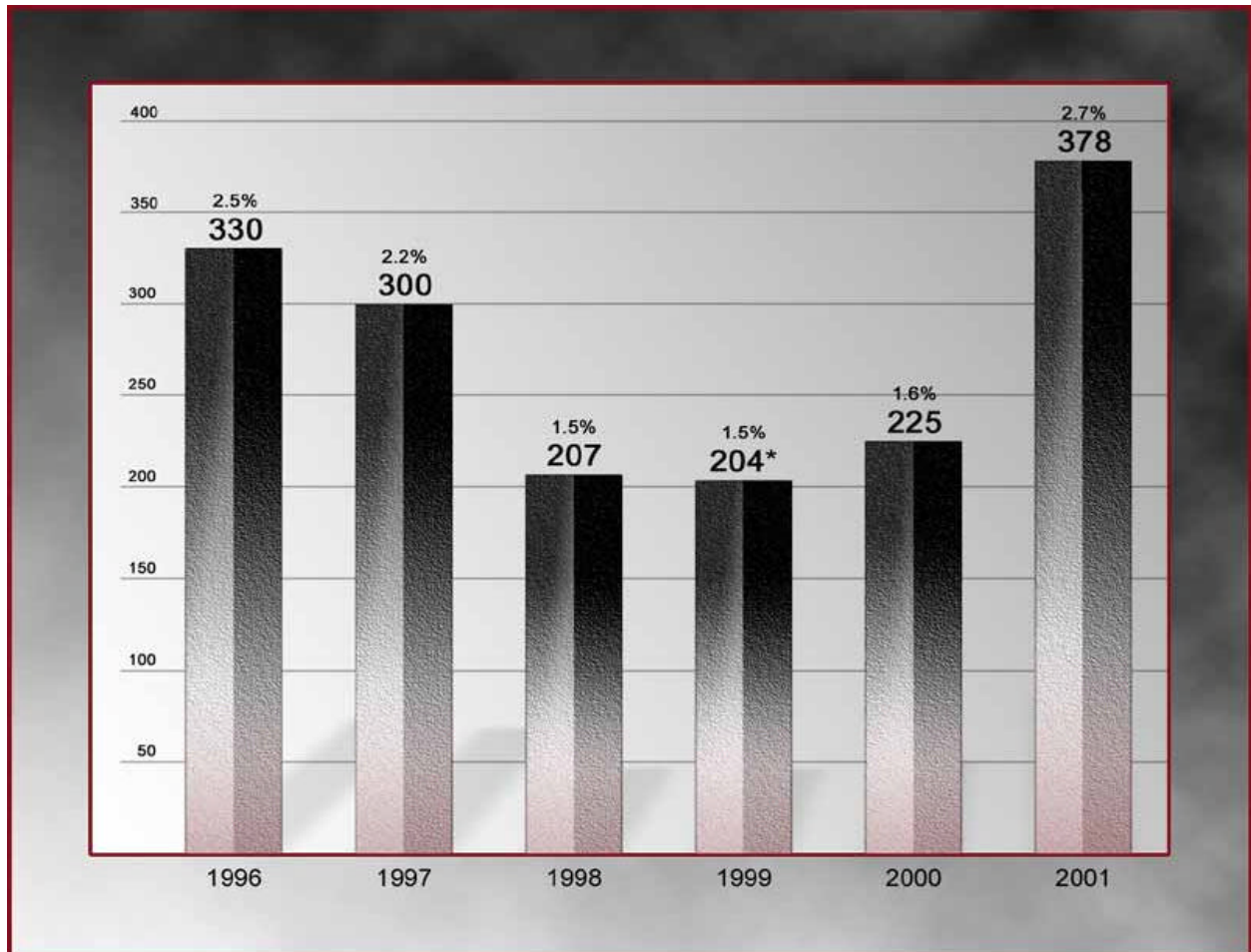


One in every 13 deaths in Dallas County was caused either directly or indirectly by alcohol consumption of the deceased in the year 2001.

The estimated lost lifetime productivity due to an alcohol-induced premature death is highly variable, but a median value is in the range of \$350,00 per death. Using this estimate, Dallas County lost more than \$384 million in lifetime productivity from these unnecessary deaths in 2001. For the six-year period 1996-2001, more than 6,200 alcohol-related deaths resulted in more than \$2.1 billion in lost lifetime productivity costs for citizens of Dallas County.

Source: Substance Abuse Prevention and Treatment Services, A Cost Benefit Analysis for Texas, Texas Perspectives, Inc. July 2002.

OTHER DRUG RELATED DEATHS

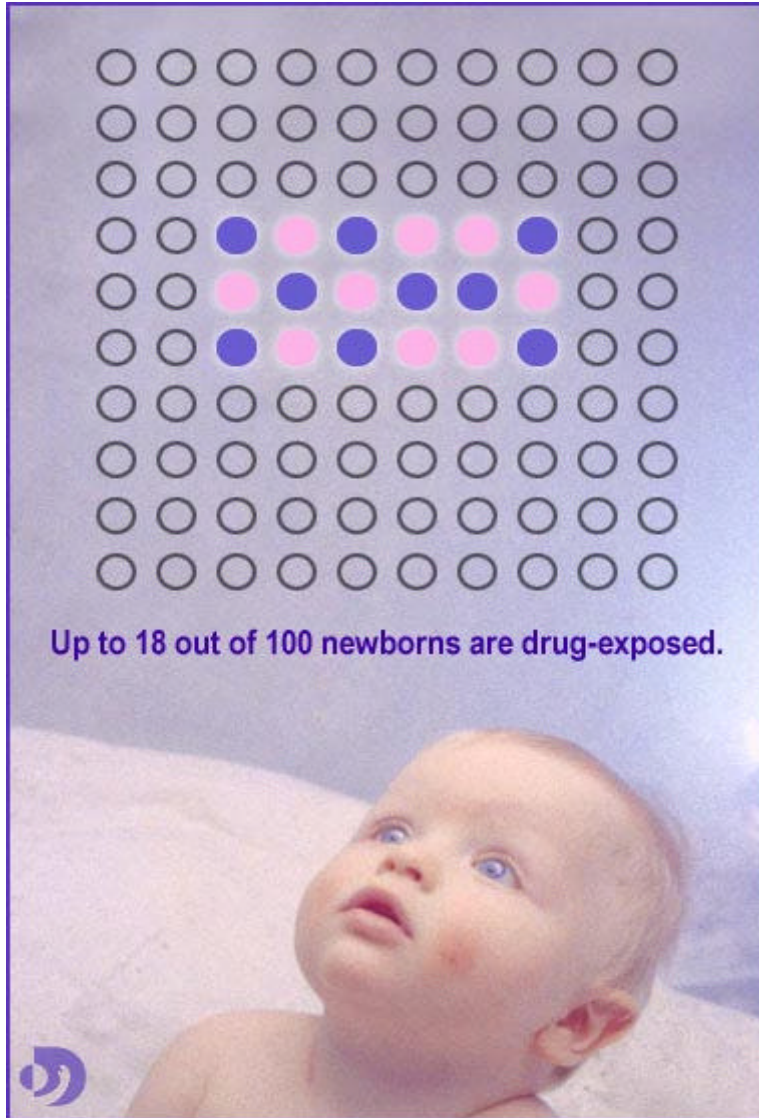


In 2001, one in every 37 deaths in Dallas County was a preventable death caused by drug use. Essentially, that equates to a preventable death occurring in Dallas County each day.

Dallas County has lost more than \$225 million in lifetime productivity from these preventable deaths in the 2001. For the six-year period 1996-2001, more than 1,600 drug-related deaths resulted in almost \$1 billion in lost lifetime productivity costs.

Source: Substance Abuse Prevention and Treatment Services, A Cost Benefit Analysis for Texas, Texas Perspectives, Inc. July 2002.

PRENATAL EXPOSURE TO ILLICIT DRUGS



	Total Dallas Co. Births	Estimated Drug Exposed Babies
2000	42,444	2,971 – 7,640
1999	40,677	2,847 – 7,321
1998	39,819	2,787 – 7,167
1997	38,682	2,707 – 6,963
1996	38,098	2,666 – 6,857

Various studies place the rate of drug-exposed babies in the United States between 7-18% of all births. It is reasonable to state that a minimum of 300 babies a year in Dallas County are exposed to illicit drugs before they are born.

A 1990 U.S. General Accounting Office study estimated the median hospital charges for each drug exposed infant to be \$1,100-\$4,100 higher than those for non-exposed infants. Applying these figures to a conservative estimate of 3,000 drug exposed babies, Dallas County residents incurred \$3.3-\$12.3 million in additional hospital charges in the 2000.

Source: Dallas County Drug Impact Index –2003

JUVENILE DELINQUENCY

Discipline Reason	2000* Incidents	2001 Incidents	2002 Incidents	2002 Students Involved
Possession / Selling Controlled Substance	523	1,306	1,346	1,335
Felony Controlled Substance Violation	n/a	n/a	26	26
Possession – Alcohol	101	203	203	217
Possession – Tobacco	287	445	314	327
Possession – Gun, Knife, Weapon	137	135	129	131
Assault of School Staff	63	141	246	246
Assault – Other Than School Staff	271	325	322	329
School Related Violence	37	110	245	261

Source: TX Education Agency PEIMS Report

Youth who participated in violent behaviors during the past year were more likely to use an illicit drug or alcohol during this same time compared with youths who did not participate in violent behaviors.

Most of these incidents result in the student being sent to an alternative school for a minimum of 30 days. The cost of an alternative school is about \$60/day per student. Incidents involving alcohol, drugs and violence resulted in almost \$5 million in alternative school costs in 2002. This amount of money would pay the salary of more than 140 new first year teachers to work in Dallas County.

Source: Dallas County Drug Impact Index –2003

INCIDENTS OF FAMILY VIOLENCE

	1996	1997	1998	1999	2000	2001
Dallas	21,666	19,626	19,878	19,476	19,381	19,375
Addison	98	97	102	94	128	150
Balch Springs	346	203	215	144	134	173
Carrollton	474	482	434	373	351	365
Cedar Hill	96	118	105	235	220	290
Cock. Hill	58	43	12	11	17	11
Coppell	95	84	88	85	42	37
Desoto	259	277	280	302	450	422
Duncanville	273	279	241	255	241	226
Farmers Branch	238	230	162	169	129	143
Garland	2,418	2,227	2,207	1,986	1,090	1,752
Glenn Heights	77	95	93	139	85	76
Grand Prairie	1,499	1,473	1,322	1,145	1,311	1,327
Highland Park	14	25	18	11	22	30
Hutchins	25	23	17	19	16	19
Irving	2,166	1,951	1,991	1,892	1,808	1,920
Lancaster	244	312	256	306	218	326
Mesquite	1,202	1,048	1,011	947	1,157	1,170
Ovilla	n/a	n/a	5	1	6	15
Richardson	1,347	706	417	395	378	342
Rowlett	264	265	299	300	372	342
Sasche	34	26	32	41	33	32
Seagoville	77	84	96	106	101	86
Univ. Park	16	17	11	15	10	14
Wilmer	44	37	35	36	62	28
Other*	96	120	102	96	139	168
Dallas Co.	33,126	29,848	29,249	28,579	27,901	28,839

A common thread linking child welfare systems, the juvenile justice system, and domestic/family violence incidents is substance use. Alcohol is present in more than 50% of all incidents of domestic violence. Children whose parents abuse alcohol and other drugs are three times likely to be abused and more than four times more likely to be neglected than children from non-abusing families.

Source: Dallas County Drug Impact Index –2003

The following is a compilation the current issues facing Dallas County residents.