

Clean Air Actions

Do at least one thing to help improve air quality on Friday, June 22, 2018.

Example actions are:

- Attend meetings remotely
- Carpool
- Take lunch to work
- Use mass transit
- Bike or walk
- Combine errands
- Telecommute
- Avoid idling
- Maintain vehicle

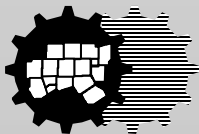


More at www.airnorthtexas.org/cleanairactionday

FEDERAL FUNCTIONAL CLASSIFICATION SYSTEM PROPOSED AMENDMENTS

Surface Transportation Technical Committee
June 22, 2018

North Central Texas Council of Governments



FEDERAL FUNCTIONAL CLASSIFICATION SYSTEM

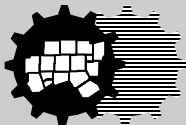
WHAT IS FUNCTIONAL CLASSIFICATION?

Functional Classification categorizes roadways by their relative purpose, typically comparing importance of traffic mobility to property access.

Federal Functional Classification System (FFCS) Types

- Interstate
- Other Freeways and Expressways
- Principal Arterial
- Minor Arterial
- Major Collector
- Minor Collector
- Local

The last universal update to the FFCS occurred in 2014 as part of the 2010 Census cycle.

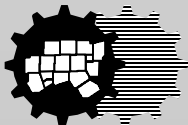


FEDERAL FUNCTIONAL CLASSIFICATION SYSTEM

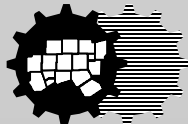
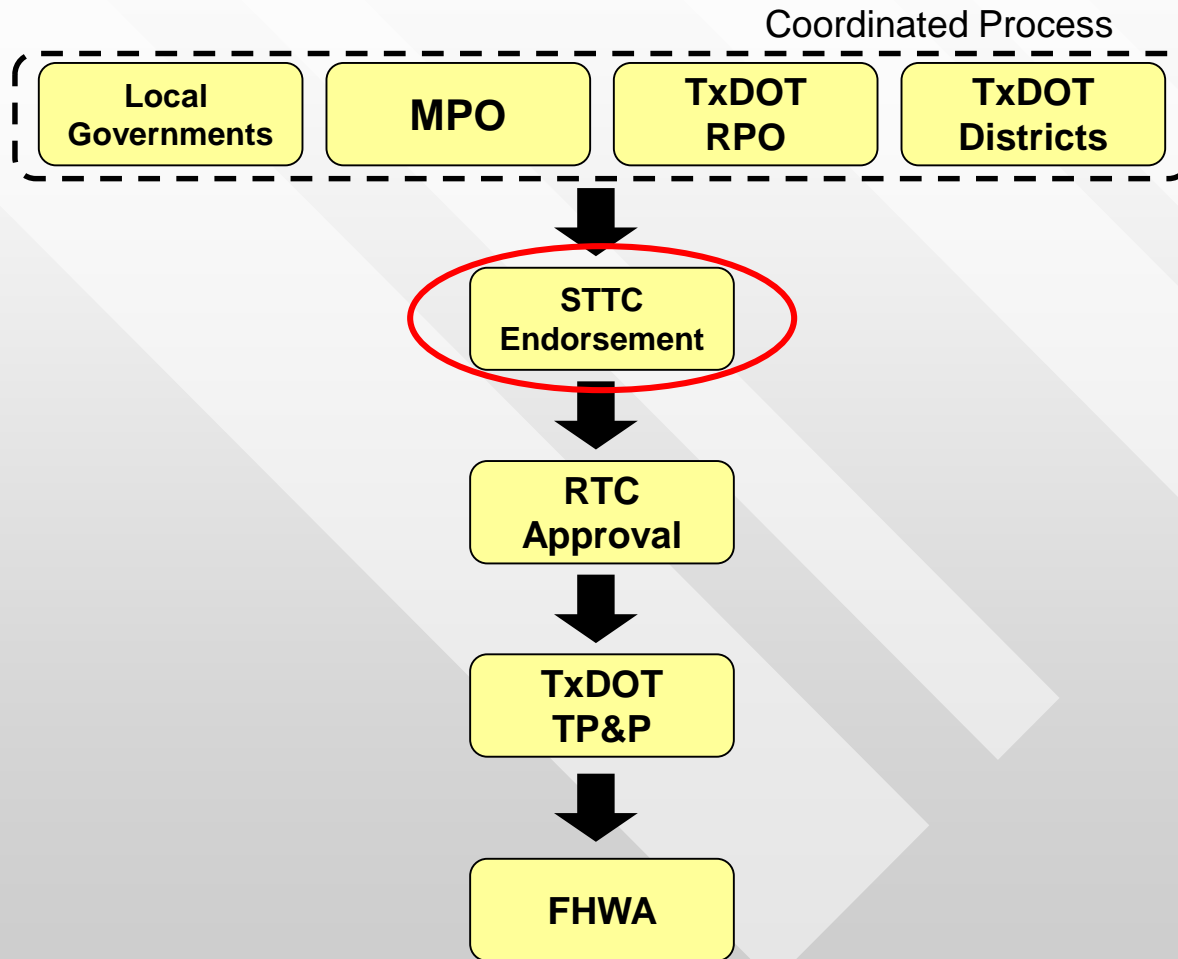
WHY AMEND NOW?

Occasionally projects in the Transportation Improvement Plan (TIP) are not on the Federal Functional Classification System.

Projects partially or fully funded from federal sources are required to be classified as a Major Collector or above. Out-of-cycle updates to the FFCS require an amendment.

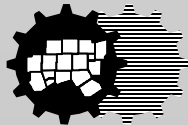
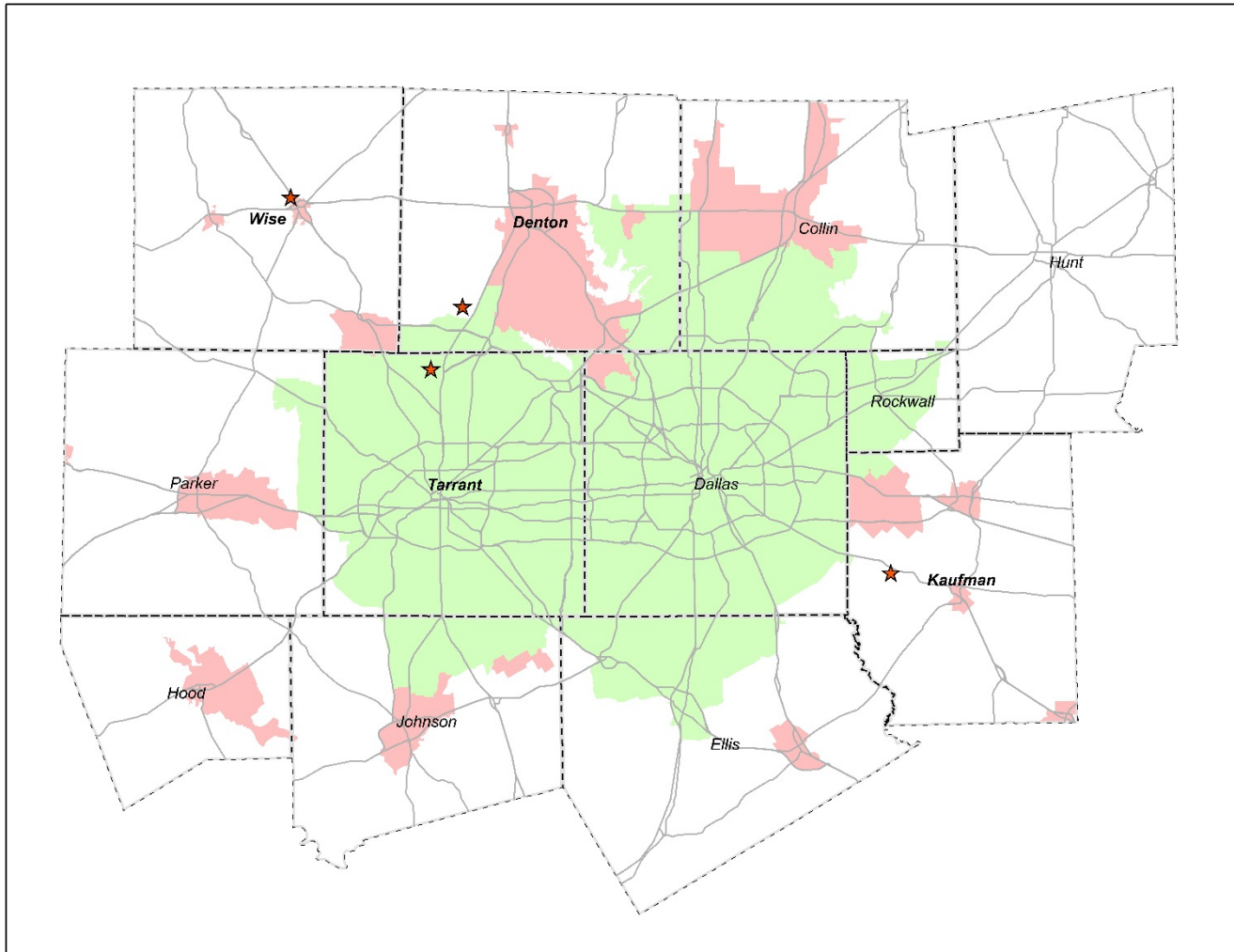


FEDERAL FUNCTIONAL CLASSIFICATION SYSTEM AMENDMENT PROCESS



FEDERAL FUNCTIONAL CLASSIFICATION SYSTEM

PROPOSED AMENDMENT LOCATIONS

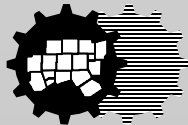
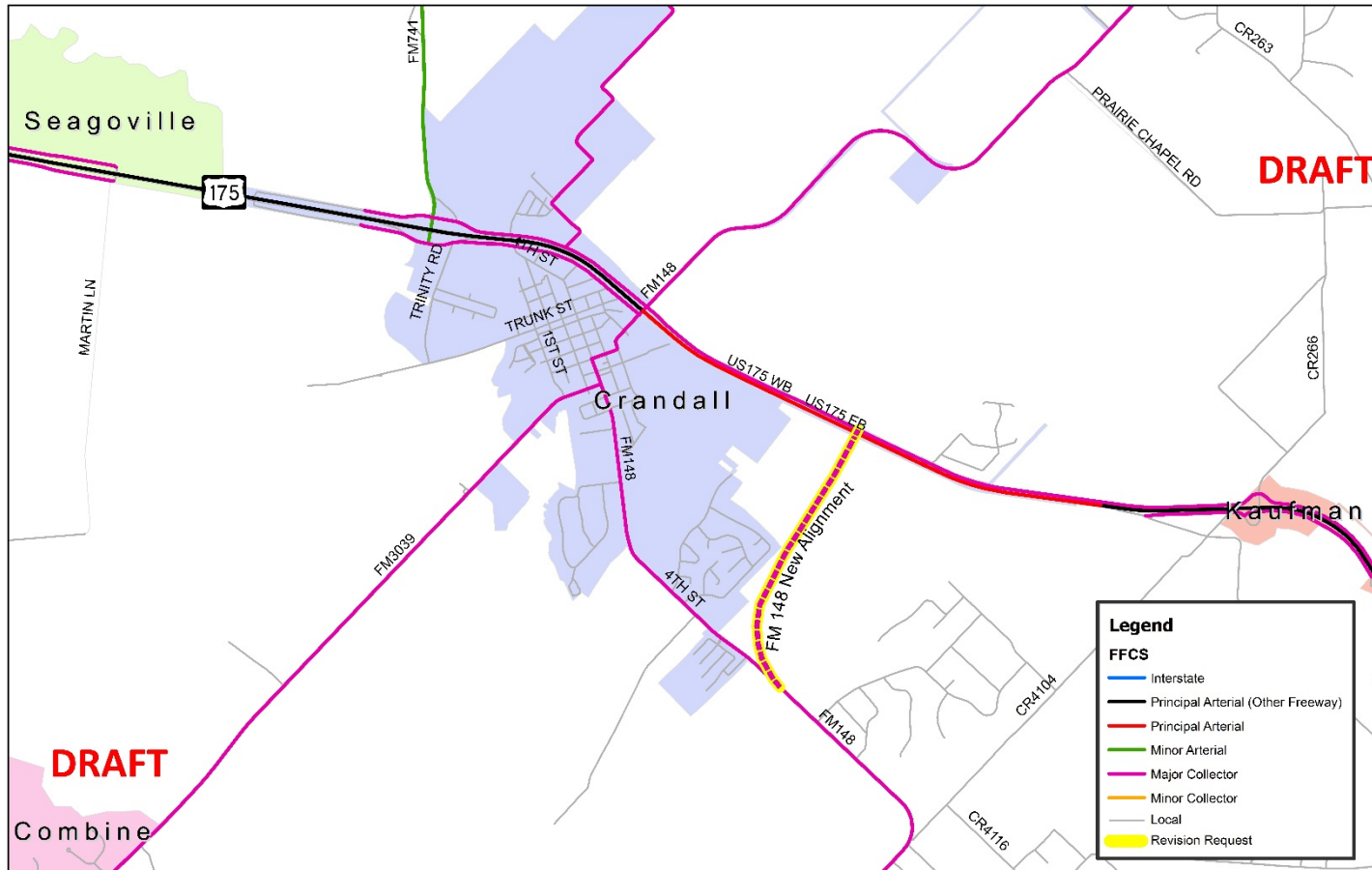


PROPOSED FFCS AMENDMENTS

MAP #1 – FM 148 (new location)

Federal Functional Classification System (FFCS) Amendment

As requested by NCTCOG and TxDOT Dallas and approved as part of the Transportation Improvement Program (TIP)

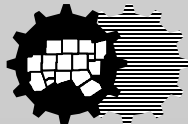
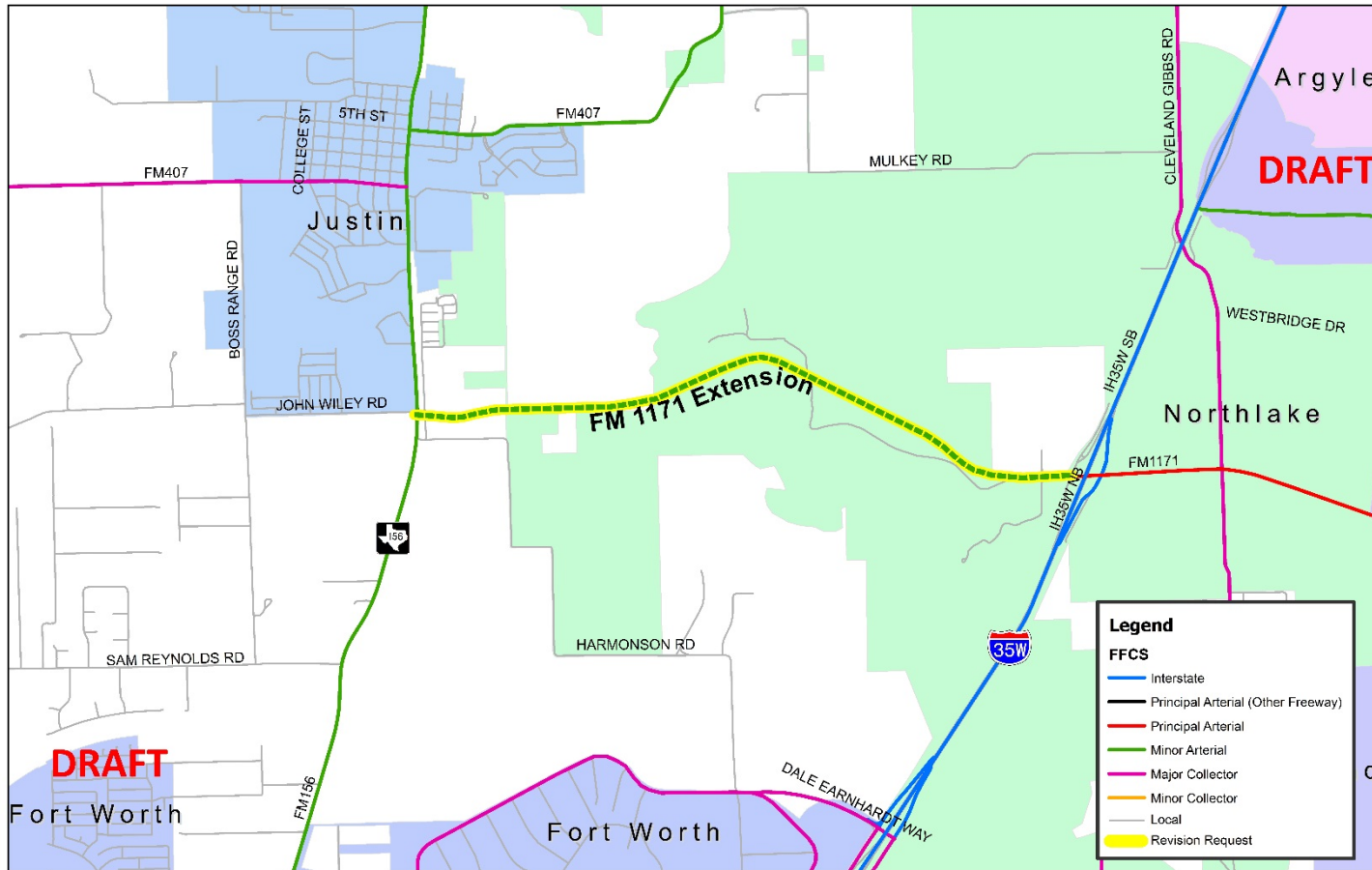


PROPOSED FFCS AMENDMENTS

MAP #2 – FM 1171 Extension

Federal Functional Classification System (FFCS) Amendment

As requested by NCTCOG and TxDOT Dallas and approved as part of the Transportation Improvement Program (TIP)

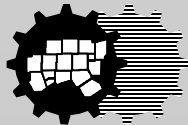
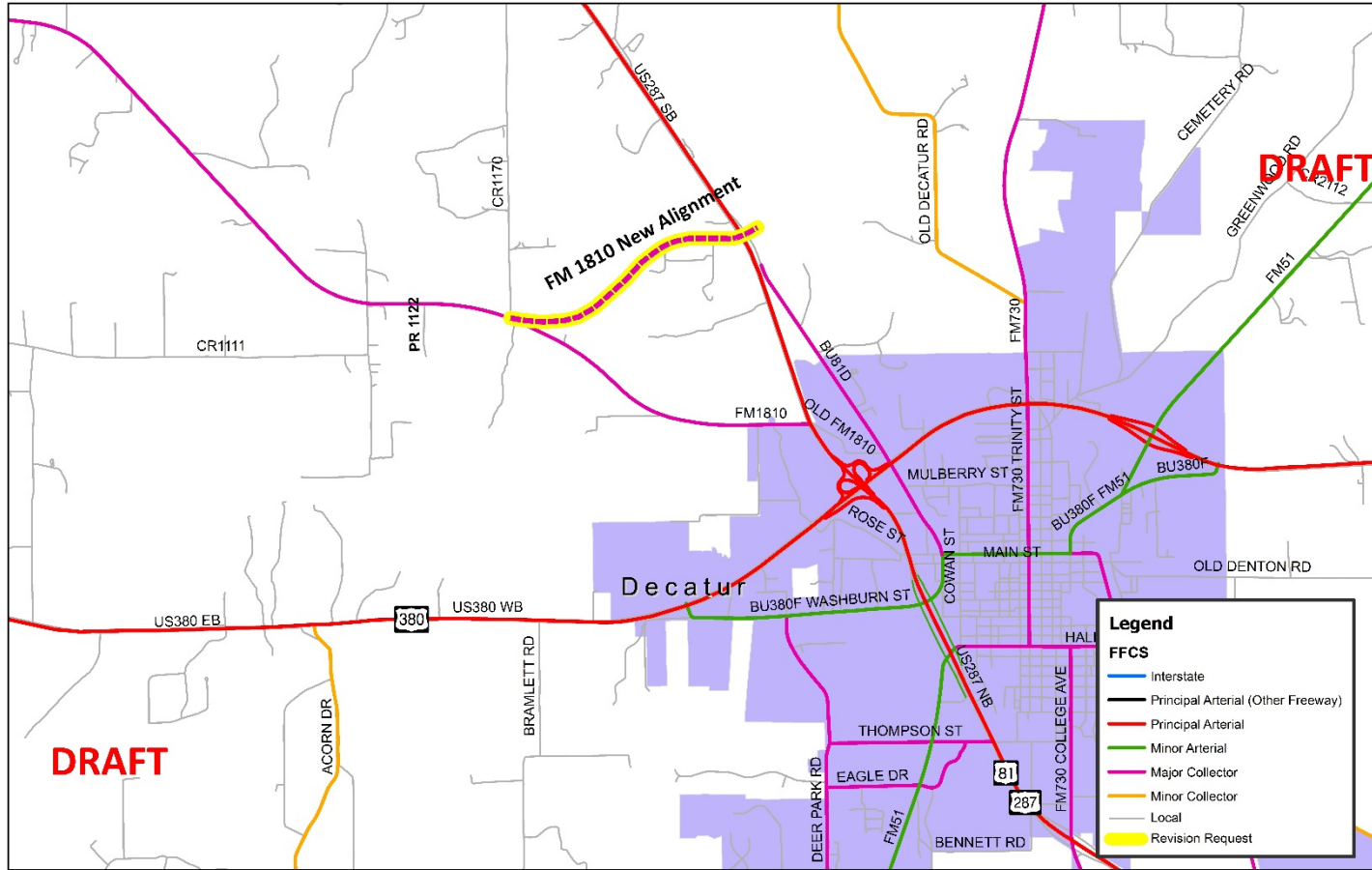


PROPOSED FFCS AMENDMENTS

MAP #2 – FM 1810 (new location)

Federal Functional Classification System (FFCS) Amendment

As requested by NCTCOG and TxDOT Fort Worth and approved as part of the Transportation Improvement Program (TIP)

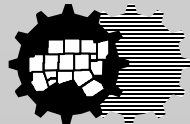
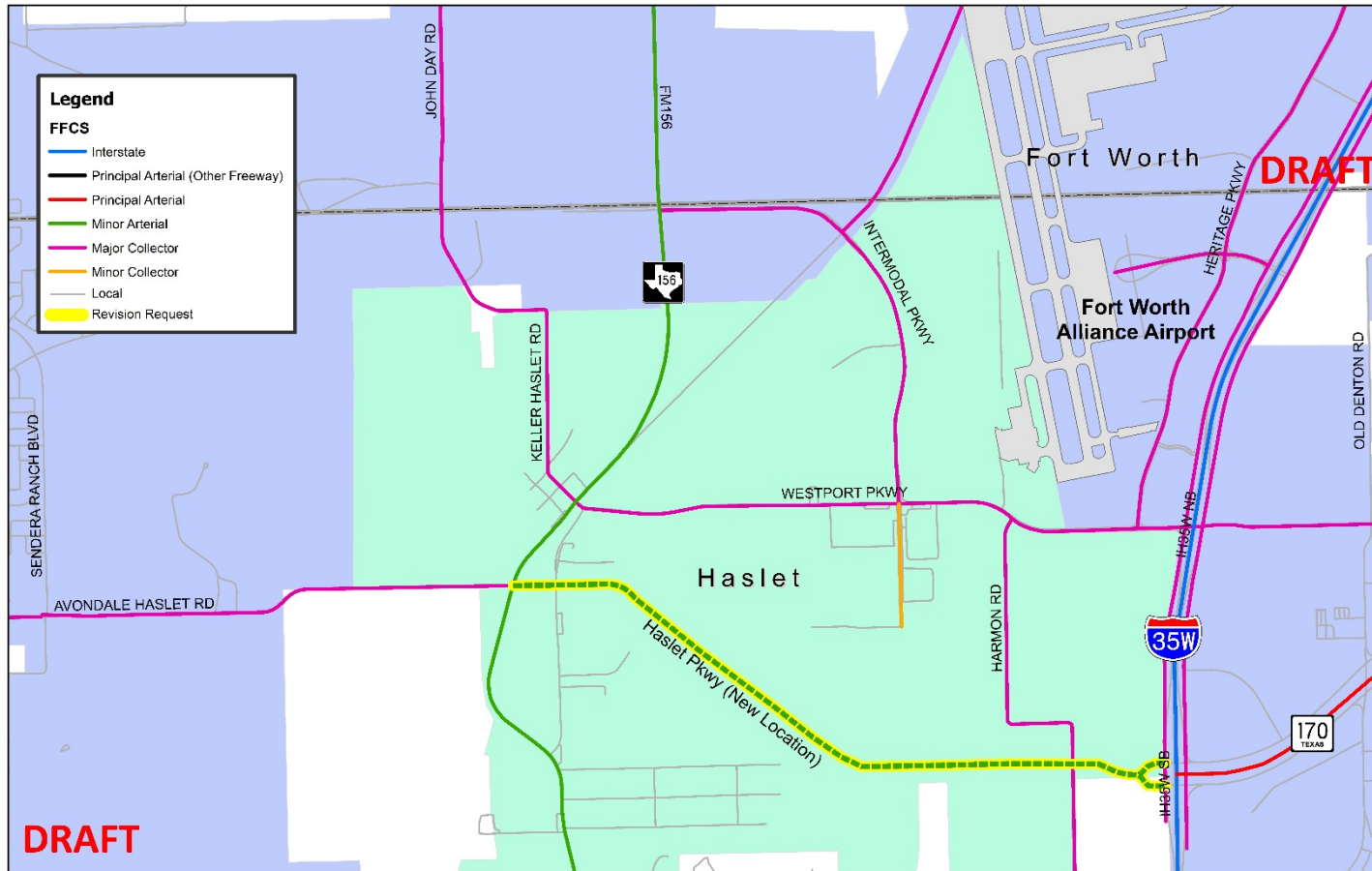


PROPOSED FFCS AMENDMENTS

MAP #2 – Haslet Pkwy (new location)

Federal Functional Classification System (FFCS) Amendment

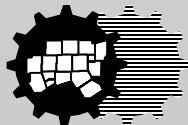
As requested by NCTCOG and City of Haslet and approved as part of the Transportation Improvement Program (TIP)



PROPOSED FFCS AMENDMENTS

Detailed Information

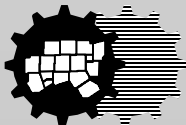
Facility	From	To	Old FC	New FC	Reason
FM 148 (Realigned)	South of FM 3039	US 175	Unlisted	Major Collector	Improved access to US 175; Diverts thru truck traffic from downtown Crandall
FM 1171 Extension	IH 35W	FM 156	Unlisted	Minor Arterial	Improved East-West mobility and access to IH 35W for southwest Denton County. Provides additional mobility options during special events at Texas Motor Speedway
FM 1810 (Realigned)	East of Public Rd 1122	BU 81D	Unlisted	Major Collector	Creates safer intersection for the heavy truck traffic on FM 1810 with US 81/287
Haslet Pkwy	FM 156	IH 35W	Unlisted	Minor Arterial	Strategic freight route, improved overall west to east access in northern Tarrant County



PROPOSED FFCS AMENDMENTS

REQUEST FOR ACTION

The Surface Transportation Technical Committee endorses and recommends that the Regional Transportation Council approve these amendments to the Federal Functional Classification System (FFCS).



FEDERAL FUNCTIONAL CLASSIFICATION SYSTEM QUESTIONS AND COMMENTS

Brian Flood

Senior Transportation Planner

Phone: 817-695-9243

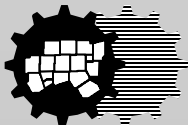
e-mail: bflood@nctcog.org

Dan Lamers

Senior Program Manager

Phone: 817-695-9263

e-mail: dlamers@nctcog.org

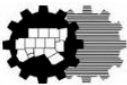


2019 UTP* AND UPDATES TO THE REGIONAL 10-YEAR PLAN

Surface Transportation Technical Committee

June 22, 2018

* Unified Transportation Program



North Central Texas
Council of Governments
Transportation Department

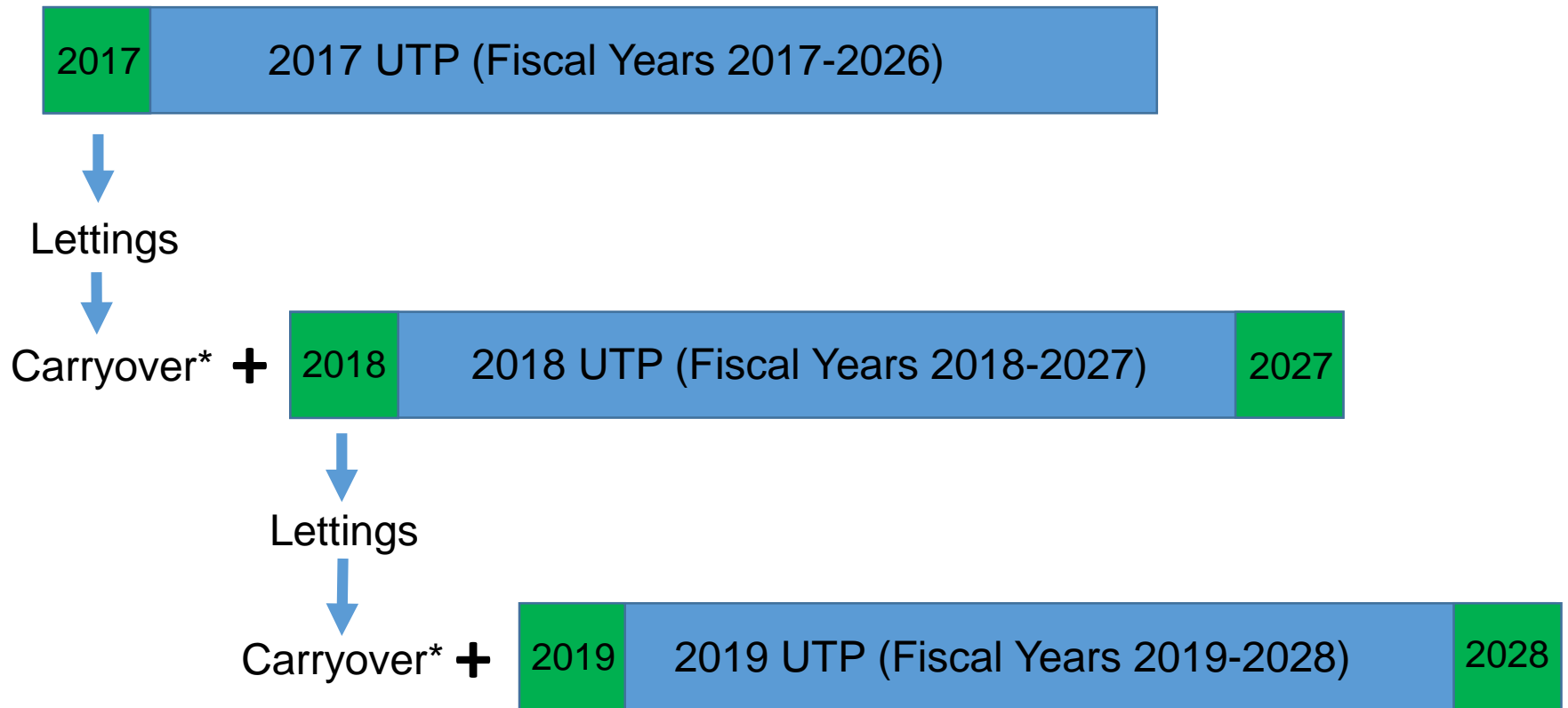
2019 UTP & 10-YEAR PLAN

2019 UPDATES

Ongoing Activities

- Review Funding Allocation changes since initial target setting **(Still underway)**
- Make Year-of-Expenditure/Total Project Cost updates **(Done)**
- Make adjustments due to revised construction costs **(Done)**
- Make adjustments due to changes in funding allocations **(Still underway)**
- Update with recent Regional Transportation Council (RTC) action on projects such as LBJ East and SH 183 **(Done)**
- Review project status and timing **(Done)**

REGIONAL 10-YEAR PLAN ALLOCATION PROGRESSION

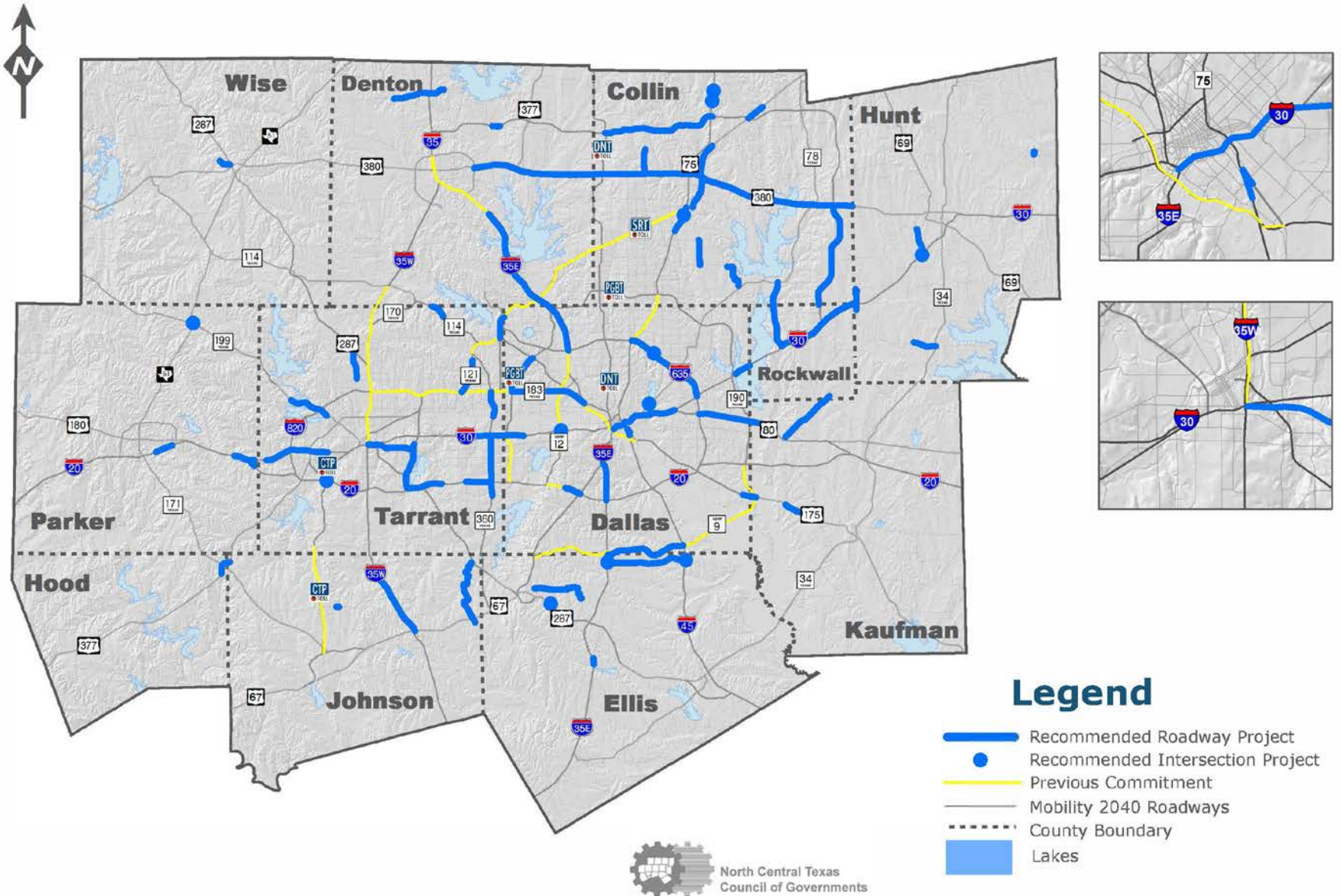


*Funds not obligated should carry over

10-Year Plan Projects

FY 2017 - FY 2026

As of December 2016 Action



0 2 4 8 Miles

Date: 12/8/2016

TIMELINE

MEETING/TASK	DATE
STTC Information	May 25, 2018
RTC Information	June 14, 2018
STTC Status Update	June 22, 2018
Public Meetings	July 2018
RTC Action*	July 12, 2018

* Coordinating with TxDOT to see if deadline can be extended

CONTACT/QUESTIONS?

Christie J. Gotti
Senior Program Manager
Ph: (817) 608-2338
cgotti@nctcog.org

Brian Dell
Transportation Planner III
Ph: (817) 704-5694
bdell@nctcog.org

Wade Haffey
Transportation Planner II
Ph: (817) 695-9254
whaffey@nctcog.org



BUILD Grants

Better Utilizing Investments to Leverage Development Transportation Discretionary Grants Program

Source: USDOT BUILD Discretionary Grants - <https://www.transportation.gov/BUILDgrants>

June 22, 2018

Surface Transportation Technical Committee (STTC)
Action Item – Program Overview and Proposed Projects for Submittal

BUILD Discretionary Grant Program

Program Overview

2

- **BUILD – Better Utilizing Investments to Leverage Development**
- Replaces pre-existing TIGER Discretionary Grant Program
- **\$1.5 Billion** available (Consolidated Appropriations Act of 2018):
 - **Awards:** Max. = **\$25 Million**; Min. = **\$5 Million (Urban)/\$1 Million (Rural)**
 - **Geography:** No more than **\$150 Million** may be awarded to a single State
 - **Diversity:** At least 30% (\$450 Million) to be designated for rural projects
- **Application Submittal Deadline – July 19, 2018 @ 7:00pm CDT**
- **Obligation Deadline – September 30, 2020**
 - Signed/executed agreement between USDOT and Grant Recipient(s)
 - Completed environmental clearance, design, and ROW acquisition required
- **Expenditure Deadline – September 30, 2025**
- **Funding Proportions:**
 - BUILD Grant – 80% (Urban)/100% (Rural)
 - Total Federal funds may not exceed 80% of project cost (Urban)

BUILD Discretionary Grant Program

Merit Criteria Evaluation

3

- Safety
- State of Good Repair
- Economic Competitiveness
- Environmental Protection
- Quality of Life
- Innovation (Technology Applications/Project Delivery Methods)
- Partnership
- **Non-Federal Revenue for Transportation Investment – NEW**
 - Asset recycling, tolls, tax-increment financing, or sales/gas-tax increases
 - New actions applicable after January 1, 2015 (maximum time period = 10 years)
- Project Readiness
- Benefit-Cost Analysis



BUILD Discretionary Grant Program

Regional Project Selection Methodology

4

- Select projects in both the East and West Sub-Regions
- Identify partnership opportunities with TxDOT, other transportation providers, and/or local governments
- Review recent discretionary grant project submittals (TIGER, FASTLANE, INFRA, etc.) for possible BUILD Grant compatibility
- Analyze locations with potential to maximize non-Federal revenue leverage
- Determine significant economic development opportunities with needed transportation catalysts



BUILD Discretionary Grant Program

Proposed NCTCOG Projects

5

Staff proposes the following projects for submittal by the Regional Transportation Council (RTC)/North Central Texas Council of Governments (NCTCOG)

Project	Proposed BUILD Request Amount	Total Project Cost
IH 635 (LBJ) East	\$25 Million	\$1.8 Billion
AllianceTexas/Haslet Accessibility Improvement Project *	\$15 Million \$20 Million	\$46 Million \$59 Million
Trinity Railway Express (TRE) Multimodal Improvements	\$25 Million	\$100 Million

* Updated figures reflect new stakeholder input on costs/contributions for multiple categories.

BUILD Discretionary Grant Program

STTC Action Requested

6

- Recommend RTC approval of projects proposed for submittal by RTC/NCTCOG for BUILD Grant funding
- Direct staff to administratively amend the Transportation Improvement Program (TIP), the Statewide TIP, and other planning/administrative documents to include the BUILD projects, if selected

BUILD Discretionary Grant Program (cont.)

Timeline

7

April 20, 2018	BUILD Grant Notice of Opportunity Announced
May 25, 2018	STTC Information
June 14, 2018	RTC Information
June 22, 2018	STTC Action
June 29, 2018	Request Deadline for Letters of Support (send to Kyle Roy – kroy@nctcog.org)
July 12, 2018	RTC Action
July 19, 2018	BUILD Application Deadline (www.grants.gov)
July 26, 2018	Executive Board Action
December 18, 2018	BUILD Awards Announcement by USDOT

Contact Information

Natalie Bettger

Senior Program Manager
(817) 695-9280
nbettger@nctcog.org



Dan Lamers

Senior Program Manager
(817) 695-9263
dlamers@nctcog.org

Christie Gotti

Senior Program Manager
(817) 608-2338
cgotti@nctcog.org

Karla Weaver

Senior Program Manager
(817) 608-2376
kweaver@nctcog.org

Application Preparation

Sarah Chadderdon

Program Manager
(817) 695-9182
schadderdon@nctcog.org

Jeffrey C. Neal

Program Manager
(817) 608-2345
jneal@nctcog.org

Jeff Hathcock

Principal Transportation Planner
(817) 608-2354
jhathcock@nctcog.org

June 22, 2018

Surface Transportation Technical Committee (STTC)
Action Item – Program Overview and Proposed Projects for Submittal

IMPLICATIONS OF TEXAS ATTORNEY GENERAL OPINION ON PROPOSITION 1 AND 7 FUNDS

Surface Transportation Technical Committee

June 22, 2018

James Powell

Deputy Counsel for Transportation

BACKGROUND

Opinion Requested by Representative Pickett

Issue: Whether Proposition 1 and Proposition 7 funds may be used on “toll projects”

Opinion Issued on May 7, 2018

PROPOSITION 1- CONSTITUTIONAL AMENDMENT (2014)

Related to a Portion of Oil Production Taxes

Texas Constitution Article III, § 49-g(c)

“...Revenue transferred to the state highway fund under this subsection may be only used for constructing, maintaining, and acquiring right-of-way for public roadways other than toll roads.”

PROPOSITION 7-

CONSTITUTIONAL AMENDMENT (2015)

Related to a Portion of General Sales and Motor Vehicle Taxes

Texas Constitution Article VIII, § 7-c(c)

“Money deposited in the state highway fund under this section may only be appropriated to:

- 1) construct, maintain, or acquire right-of-way for public roadways other than toll roads; or
- 2) Repay the principal or interest of general obligation bonds...”

OPINION

- 1) Clear that Proposition 1 and 7 cannot be used to fund any toll roads
- 2) Commission may not co-mingle Proposition 1 or 7 funds with other funds with no mechanism for ensuring that funds are spent as constitutionally required
- 3) Absent a definition of “toll road,” the Attorney General is unable to render an opinion on whether such funds can be spent on non-tolled portions of tolled projects

TRANSIT IMPLEMENTATION IN THREE AREAS OF THE REGION

Surface Transportation Technical Committee

June 22, 2018

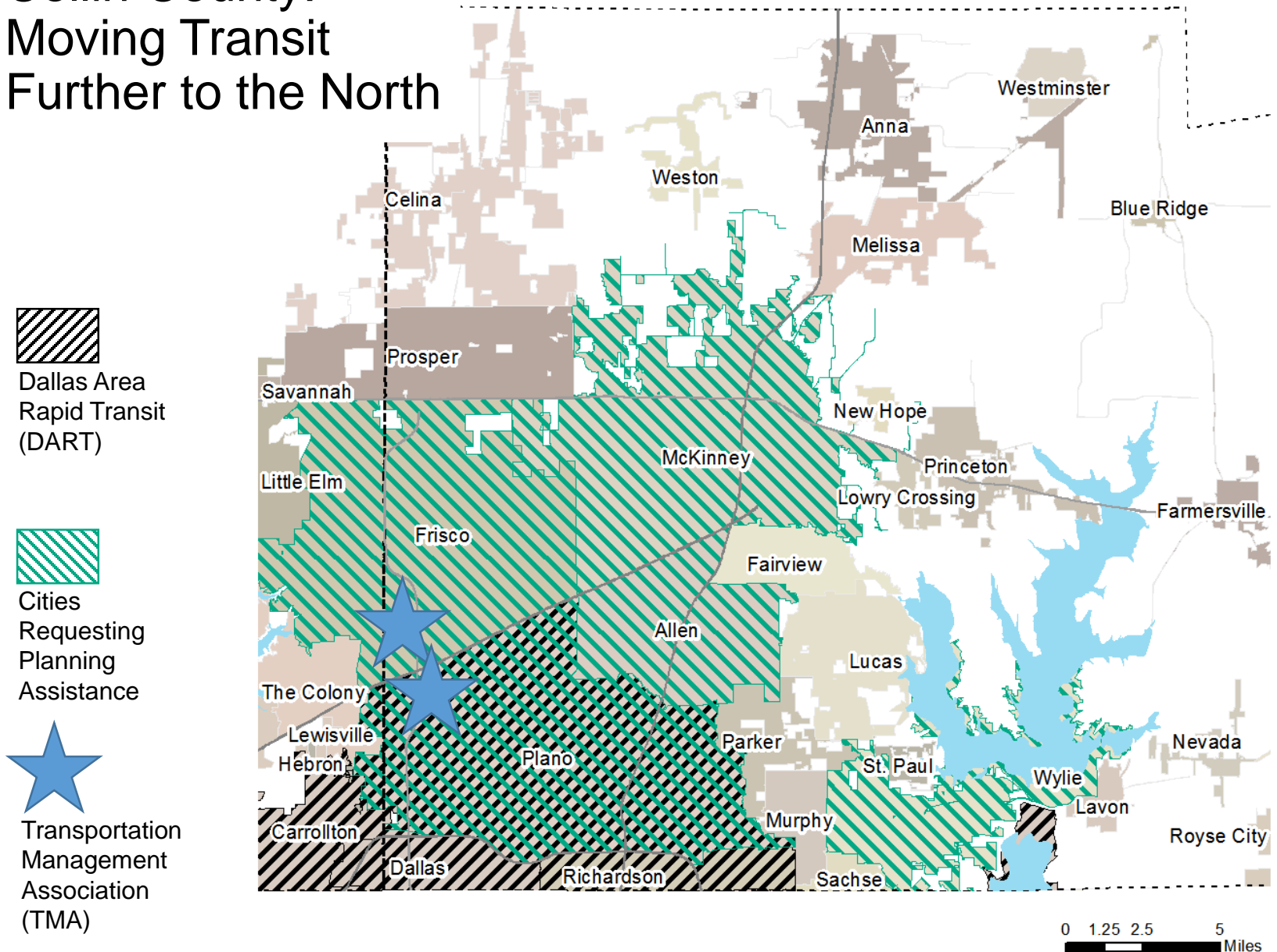
Michael Morris, P.E.
Director of Transportation

Sarah Chadderdon, AICP
Program Manager




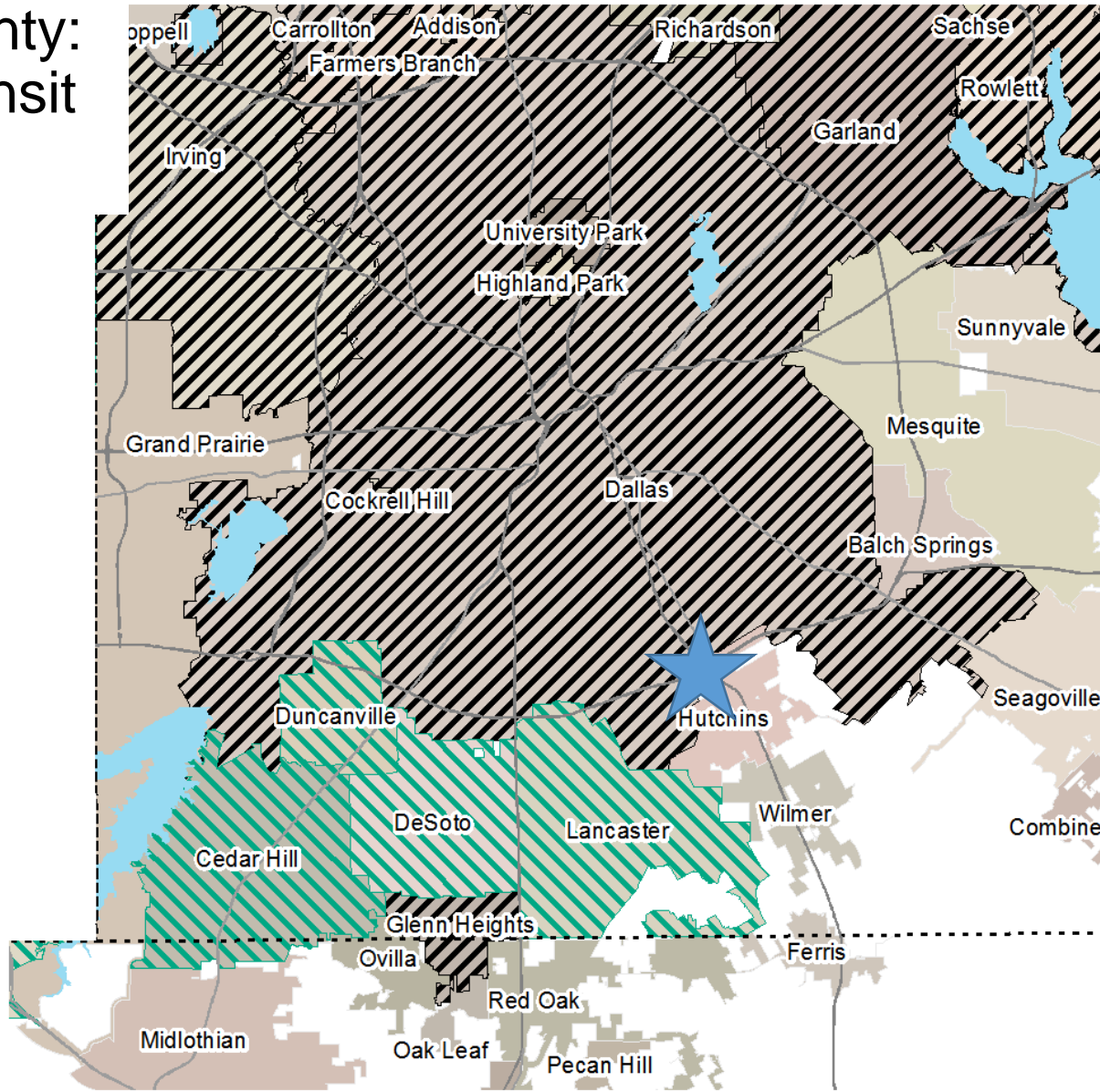
North Central Texas
Council of Governments

Collin County: Moving Transit Further to the North



Dallas County: Infilling Transit Service

-  Dallas Area Rapid Transit (DART)
-  Cities Requesting Planning Assistance
-  Potential Transportation Management Association (TMA)



Tarrant County: Comprehensive Approach




Fort Worth
Transportation
Authority (FWTA)



Cities
Requesting
Planning
Assistance



Pilot Cities with
RTC funding



Elements Considered in Transit Implementation Initiative

	Collin County	Dallas County	Tarrant County	Include in Combined Effort?
Internal and regional connections	✓	✓	✓	Yes
Focus on strategic implementation	✓	✓	✓	Yes
Near term (now to 10 years)	✓	✓	✓	Yes
Increase transportation options and innovation	✓	✓	✓	Yes
Funding options	✓	✓	✓	Yes
Private sector involvement	✓	✓	✓	Yes
People and goods	?	✓	?	Yes

Preliminary cost estimate of \$2M+



TRAVEL DEMAND MANAGEMENT PROGRAM

PERFORMANCE MEASURES REPORT 2017

Surface Transportation Technical Committee

**Caryn Sanders
North Central Texas Council of Governments
June 22, 2018**

Travel Demand Management (TDM) Program 2017 Performance Report Overview

- Try Parking It Commute Modes and Emissions
- Regional Vanpool Program
- Try Parking It Commuter Challenge Results
- Try Parking It 2018 News Updates
- Try Parking It G.R.E.E.N. Reward Partner Update



Rideshare. Record. Reward.

Try Parking It Commute Modes January 2017 – December 2017



Commute Mode	Number of Times Used	VMT Reduced (mi)	Percentage Used
Carpool - Drive & Ride	17,942	423,972	27%
Vanpool - Drive & Ride	2,416	95,598	4%
Transit - Bus	5,899	68,219	9%
Transit - Rail	8,673	159,852	13%
Walk	9,886	7,112	15%
Bike	8,377	50,858	13%
Telecommute	9,478	221,766	14%
Day Off — Compressed Week	3,258	66,013	5%

Try Parking It Emissions & Health Savings by Commute Mode January 2017 – December 2017



Commute Mode	Calories Burned	GHG (lbs)	NOx (lbs)	CO (lbs)	PM (lbs)	VOC (lbs)
Carpool - Drive & Ride	0	213,885	152.43	2,091	25	698.93
Vanpool - Drive & Ride	0	62,281	40.25	622	7	207.75
Transit - Bus	0	62,800	50.38	631.66	8.27	210.55
Transit - Rail	0	147,241	118.06	1,480.13	19.38	493.38
Walk	858,977	6,545	5.25	65.85	0.86	21.95
Bike	2,700,599	46,842	37.56	470.92	6.17	156.97
Telecommute	0	204,298	163.78	2,053.42	26.89	684.47
Day Off / Compressed Week	0	60,799	48.75	611.24	8	203.75
Brown Bag Lunch	0	213,892	141.98	1,780.02	23.31	593.34
Drive Alone ZEV	0	22,938	1.29	38.62	0.18	25.75
Total	3,559,576	1,041,521	760	9,845	125	3,297

Regional Vanpool Program January 2017 – December 2017



Rideshare. Record. Reward.

Vanpool Program	DART	Trinity Metro	DCTA	Private Provider	Combined
Number of Vans	183	89	32	88	304
Average Monthly Participants	1,310	624	336	493	2,270
Vehicle Miles of Travel Reduced	18,799,488	11,501,554	6,451,790	14,304,189	36,752,832
Vehicle Trips Reduced	569,554	267,478	151,542	204,188	988,574
NOx Emissions Reduced (lbs)	11,180	6,840	3,837	8,507	21,857
VOC Emissions Reduced (lbs)	3,727	2,280	1,279	2,836	7,286

2017 Try Parking It Commuter Challenges



- NCTCOG I-30 Insider Commuter Challenge - October 2016 – April 2017
- DART Bike to Work Challenge - May 2017
- DCTA Bike Everywhere Challenge - May 2017

BIKE TO WORK DAY
DART let's go.

SO MANY REASONS TO RIDE!

- For my sense of adventure!
- To do my share for cleaner air!
- To get a workout on my way to work!
- For an easier connection to DART services!
- For more green in my bank account!
- To burn calories instead of gas!

FRIDAY, MAY 19
FREE bike safety checks, drinks, snacks and more!

Locations and details at DART.org/bikes

MAY 1 – 31
MAY IS NATIONAL BIKE MONTH
WANT TO RIDE MORE?
Show us how far you can go in 31 days. Sign up for the Bike to Work Challenge for a chance to win a fabulous prize!

Logos: DART, Richardson Bike Share, DART

DCTA DENTON COUNTY TRANSPORTATION AUTHORITY

BIKE EVERYWHERE CHALLENGE
May 2017

RIDE. TRACK. WIN.

Sign Up Free | Log Your Trips | Win Great Prizes

- 1st Place WINNER**
\$150 in Sponsorship Gift Cards & Swag
- 2nd Place WINNER**
\$75 in Sponsorship Gift Cards & Swag
- 3rd Place WINNER**
VIP Western Days Tickets & Sponsorship Swag

Sponsored By:

Logos: Bicycle Angels, DART, DCTA, GreenVillage, Highland Village

BikeDCTA.net | Facebook | Twitter | YouTube | LinkedIn | Instagram | #BikeDCTA

Become an **I30 Insider.**
Drive **I-30.** Earn rewards.

www.i30insider.com

NCTCOG I-30 Insider Commuter Challenge

October 1, 2016 – April 28, 2017



- Funded by the FHWA Value Pricing Pilot Program
- Tested Effectiveness of Incentives in Altering Commute Behaviors

Commute Modes Used	Trips Logged
Bike	310
Telecommute	410
Vanpool - Drive	5
Vanpool - Ride	4
Walk	929
Carpool - Ride	352
Compressed Work Week	365
Carpool - Drive	1405
Transit - Bus	765
Transit - Rail	1048
Grand Total	5593

Incentive Option	Times Selected
Amazon e-gift Card	47
Brinker Restaurants	1
Darden Restaurants	1
Buffalo Wild Wings	1
Cheesecake Factory	3
Bass Pro Shops	2
Old Navy	1
Lowe's	2
Petco	2
Grand Total	60



DCTA Bike Everywhere Commuter Challenge May 1 – 31, 2017



2017 DCTA Bike Everywhere Challenge Results

Total Number of Challenge Participants	36
Total Number of Bike Challenge Trips Logged	774
Total Distance of all Bike Trips	2,313.38
Total Calories Burned	122,854
Fuel Saved (gal)	108.09 gal
GHG Saved (lbs)	2,124.30

- 2018 American Public Transportation Association (APTA) AdWheel Awards: First Place Award in the Partnership Category - DCTA and Try Parking It
- 2018 Hermes Creative Awards: Gold Award in the Special Events Category

DART Bike to Work Challenge

May 1 – 31, 2017



2017 DART Bike to Work Challenge Results

Total Number of DART Challenge Participants	50
Total Number of Bike Challenge Trips Logged	1,150
Total Distance of all Bike Trips	5,769
Total Calories Burned	306,332
Fuel Saved (gal)	269.89 gal
GHG Saved (lbs)	5,304.11

Try Parking It G.R.E.E.N. Reward Partner Update



GIVE. RECEIVE. EXPAND. EFFECT. NORTH TEXAS.

- Business Recruitment Efforts Led by The Burrell Group in Dallas, TX
- 151 Local Businesses to Date
- Over \$386,000 Donated in Goods and Services Between 2016 – May 2018

Try Parking It Current G.R.E.E.N. Rewards Partners



The Caribbean Cabana



Try Parking It Current G.R.E.E.N. Rewards Partners



Rideshare. Record. Reward.



Piano - Voice - Guitar
www.micsquare.org

Messina Shoe Repair



Dollar Branch

Try Parking It Current G.R.E.E.N. Rewards Partners



Rideshare. Record. Reward.



Try Parking It Current G.R.E.E.N. Rewards Partners



Rideshare. Record. Reward.



Try Parking It Current G.R.E.E.N. Rewards Partners



Rideshare. Record. Reward.



The First Prime Brazilian Steakhouse



Try Parking It Current G.R.E.E.N. Rewards Partners



Dallas Civil Rights Museum



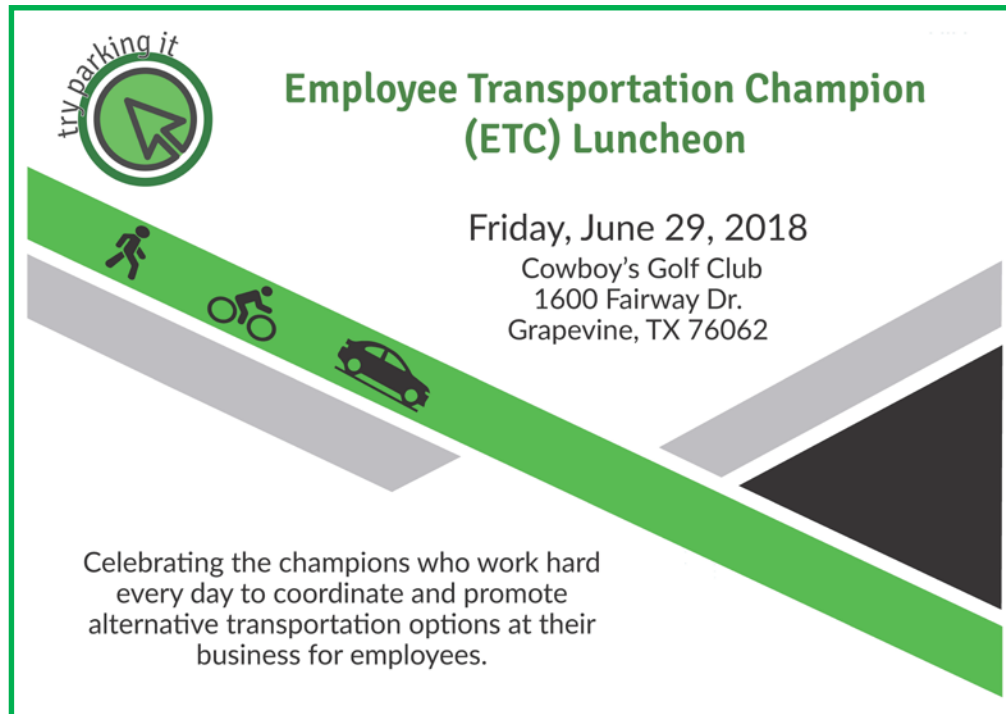
NORTH HILLS VILLAGE | 7640 NE LOOP 820 | SUITE 110 | NORTH RICHLAND HILLS, TX



Try Parking It Inactive G.R.E.E.N. Reward Partners



2018 Try Parking It Employee Transportation Champion Awards Luncheon



- Recognize Individuals that Best Demonstrate a Commitment to Promoting and Advancing Workplace Commuter Transportation Options
- Employee Transportation Champion of the Year Awards in the Public Sector; Private Sector; and Education Sector

NCTCOG Travel Demand Management Program Contacts



Caryn Sanders
Transportation Planner
csanders@nctcog.org
817-704-5665

Sonya Jackson Landrum
Principal Transportation Planner
slandrum@nctcog.org
817-695-9273

TryParkingIt@nctcog.org

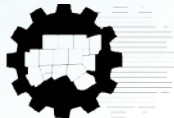


2017 TRANSPORTATION SAFETY PROGRAM PERFORMANCE MEASURES REPORT

Surface Transportation Technical Committee

Camille Fountain and Kevin Kroll

June 22, 2018



North Central Texas Council of Governments

2017 Safety Performance Measures

- ▶ Establishing NCTCOG Safety Performance Targets
- ▶ NCTCOG Crash and Fatality Statistics
- ▶ Contributing Factors for Serious Injury and Fatality Crashes
- ▶ Crash Rates by County
- ▶ Traffic Incident Management Course Attendance
- ▶ HazMat Statistics
- ▶ Mobility Assistance Patrol Program Performance
- ▶ Wrong-Way Driving Crash Statistics
- ▶ Crashes Involving Impaired Drivers

Establishing NCTCOG Safety Performance Targets

Safety Performance Targets	TxDOT 2018 Targets	NCTCOG 2018 Targets
No. of Fatalities	3,704	665
Fatality Rate	1.432	0.96
No. of Serious Injuries	17,565	3,612
Serious Injury Rate	6.74	5.18
No. of Non-motorized Fatalities and Serious Injuries	2,151	560

Targets are based on five-year averages and will be revisited annually.

Two percent reduction achieved by the year 2022.

Regional Safety Position: Even one death on the transportation system is unacceptable. Staff will work with our partners to develop projects, programs, and policies that assist in eliminating serious injuries and fatalities across all modes of travel.

2017 Crash Statistics: 12-County MPA

2013 - 2017 Reportable Crashes						
County	2013	2014	2015	2016	2017	% Change 2016-2017
Collin	10,419	11,845	12,893	13,865	13,073	-5.71%
Dallas	40,330	42,895	48,811	55,642	50,535	-9.18%
Denton	8,975	9,886	11,655	12,182	11,931	-2.06%
Ellis	1,858	2,173	2,401	2,595	2,724	4.97%
Hood	638	752	749	795	820	3.14%
Hunt	949	1,110	1,317	1,396	1,297	-7.09%
Johnson	2,010	1,998	1,983	2,269	2,346	3.39%
Kaufman	1,388	1,480	1,752	2,011	1,911	-4.97%
Parker	1,804	1,999	1,981	2,175	2,306	6.02%
Rockwall	1,026	1,019	1,285	1,362	1,359	-0.22%
Tarrant	27,595	28,222	30,714	34,596	34,226	-1.07%
Wise	903	910	791	915	953	4.15%
Total	97,895	104,289	116,332	129,803	123,481	- 4.87%

2017 Fatality Statistics: 12-County MPA

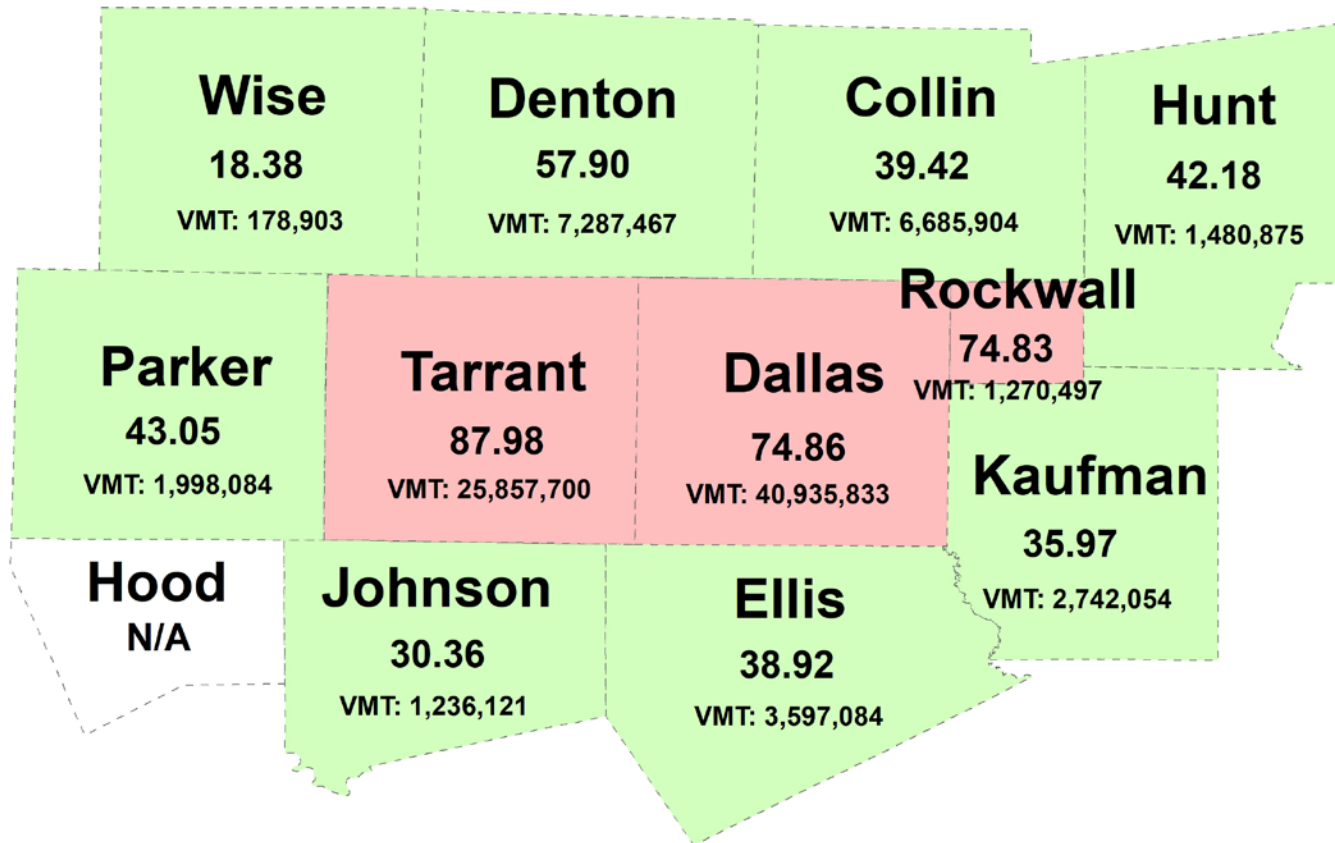
5

2013 - 2017 Fatalities						
County	2013	2014	2015	2016	2017	% Change 2016-2017
Collin	41	41	36	50	68	36.00%
Dallas	218	235	256	317	282	-11.04%
Denton	40	36	34	49	49	0.00%
Ellis	19	23	25	28	34	21.43%
Hood	5	8	3	15	11	-26.67%
Hunt	15	18	18	29	26	-10.34%
Johnson	18	23	23	23	21	-8.70%
Kaufman	12	24	17	28	31	10.71%
Parker	18	15	19	21	20	-4.76%
Rockwall	8	3	4	11	13	18.18%
Tarrant	139	142	155	159	180	13.21%
Wise	10	14	20	19	21	10.53%
Total	543	582	610	749	756	0.93%


2017 Contributing Factors Serious Injury and Fatal Crashes

	Top Ten Contributing Factors	Percentage
1	Speeding - (Overlimit / Unsafe Speed / Failed to Control Speed)	33.15%
2	Failed to Drive in Single Lane	10.44%
3	Driver Related (Distraction in Vehicle / Driver Inattention / Road Rage / Drove Without Headlights / Cell/Mobile Device Use - (Talking / Texting / Other / Unknown) [0.07%])	10.24%
4	Under Influence - (Had Been Drinking / Alcohol / Drug)	9.10%
5	Faulty Evasive Action	7.88%
6	Changed Lane When Unsafe	6.81%
7	Followed Too Closely	3.98%
8	Pedestrian - Failed to Yield Right of Way to Vehicle	3.71%
9	Disabled in Traffic Lane	2.36%
10	Fatigued or Asleep	2.09%

2017 Crash Rates By County

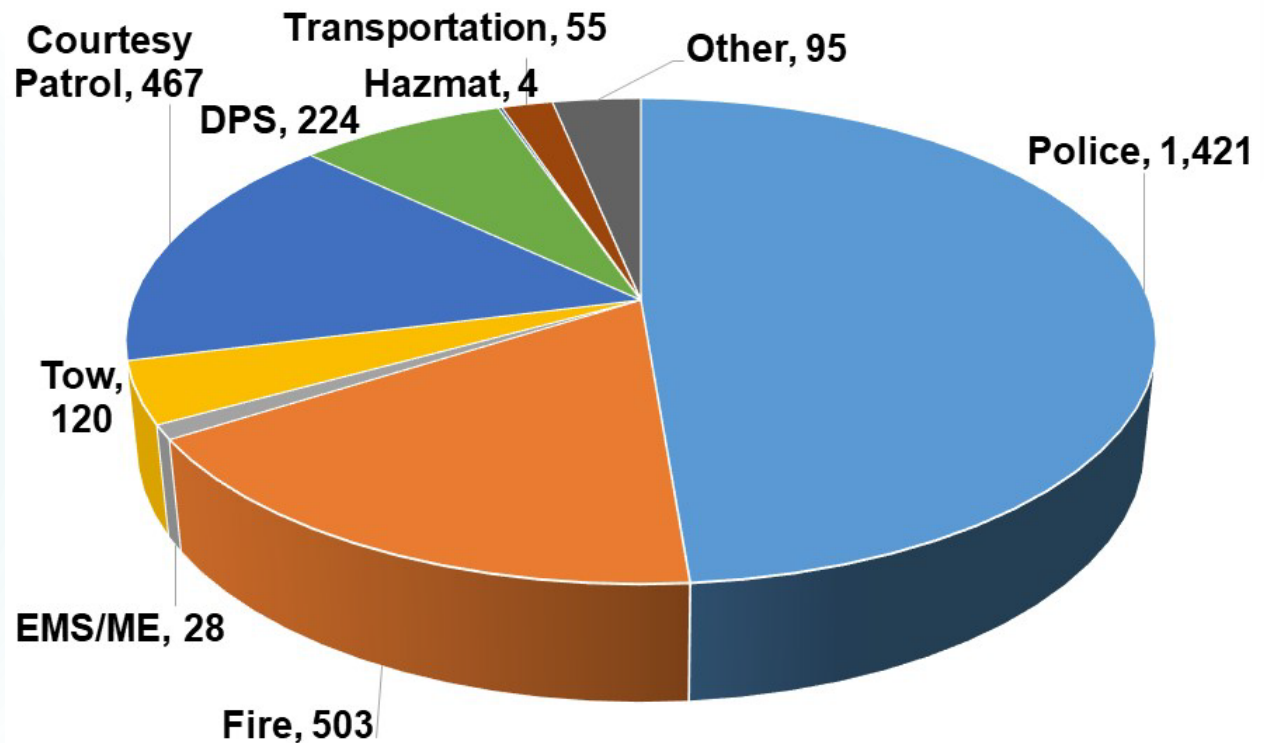


2017 Regional Crash Rate = 70.21

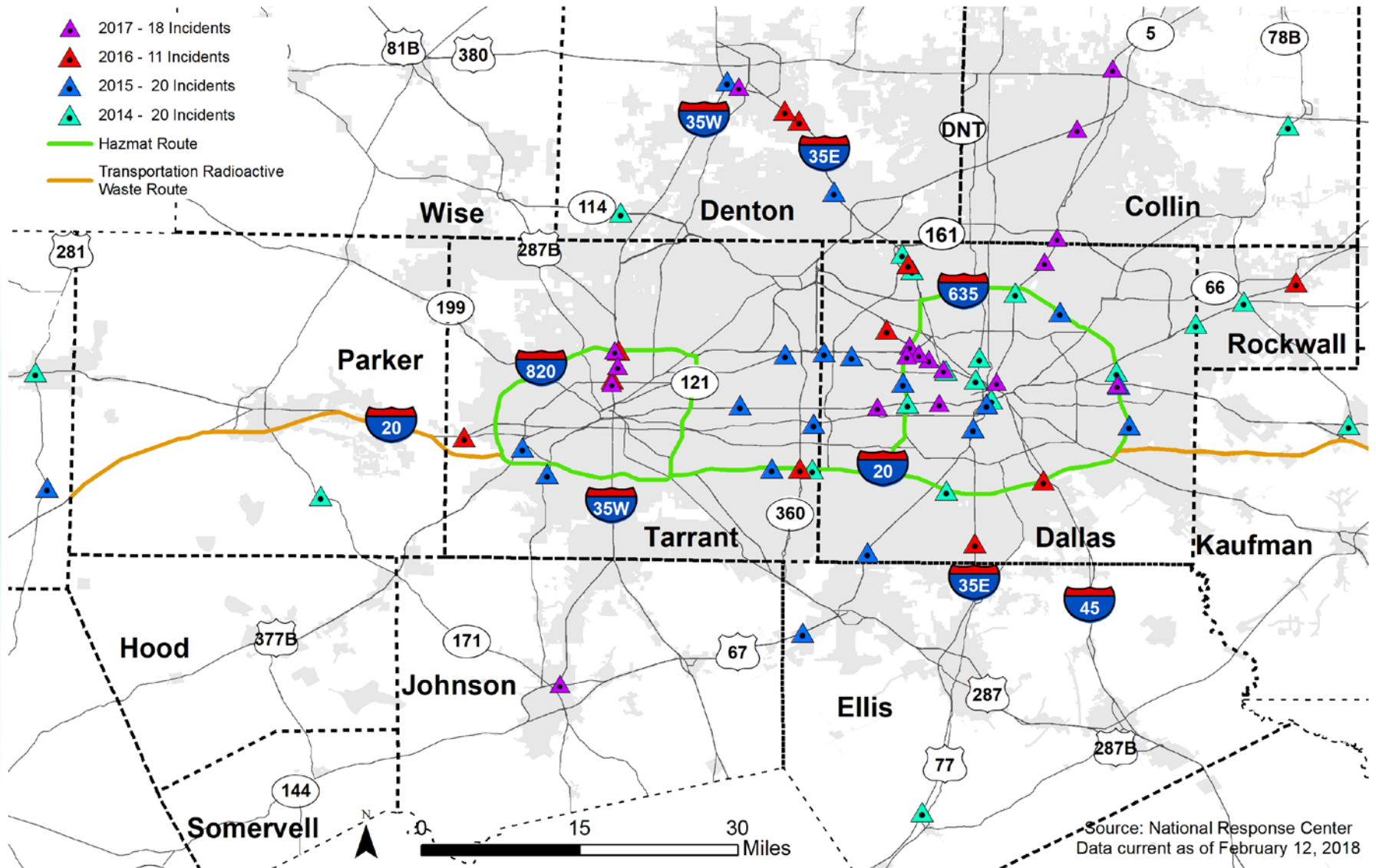


Traffic Incident Management Attendance Overview

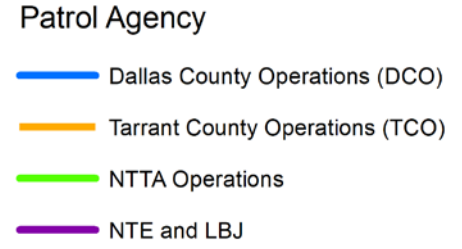
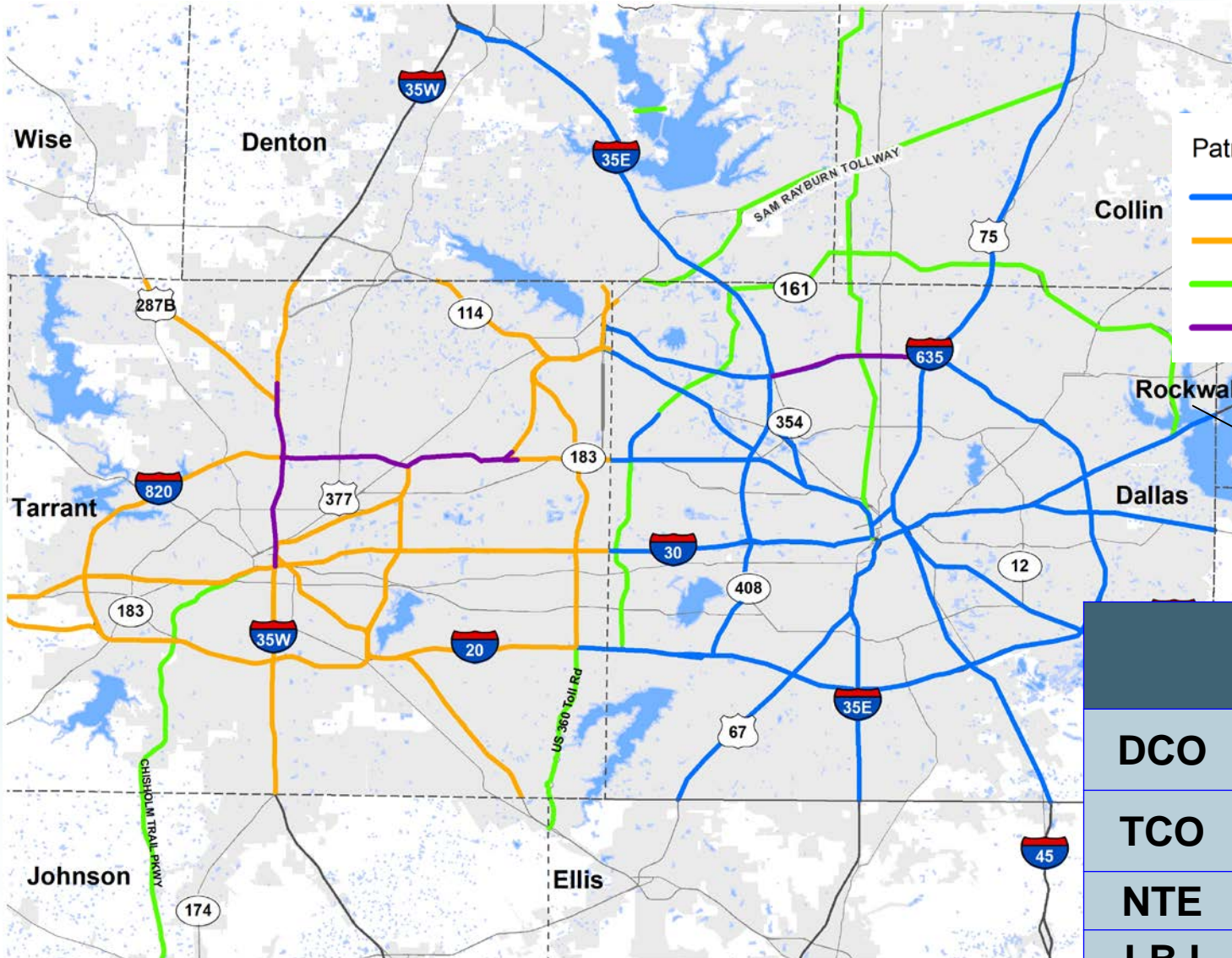
- ▶ First Responders Training: 2,917 Attendees
- ▶ Executive Level Training: 790 Attendees
- ▶ Photogrammetry Training: 210 Attendees (Basic); 129 Attendees (Advanced)



2017 HazMat Incidents: 16 Counties



Mobility Assistance Patrol Program



	2016 Assists	2017 Assists
DCO	63,686	66,166
TCO	28,493	26,687
NTE	4,394	4,436
LBJ	6,681	7,055
NTTA	22,942	26,138

Note: Operational Routes as of May 11, 2018

Mobility Assistance Patrol Program

In 2017, Dallas and Tarrant County Mobility Assistance Patrols provided:



••• 38,031

Driver Assistance /
Stalled Vehicle



••• 28,170

Courtesy Check /
Directions



••• 3,559

Crash Assistance



••• 5,578

Debris Removal



••• 8,314

Protection to First
Responders



••• 6,130

Abandoned Vehicle
Check

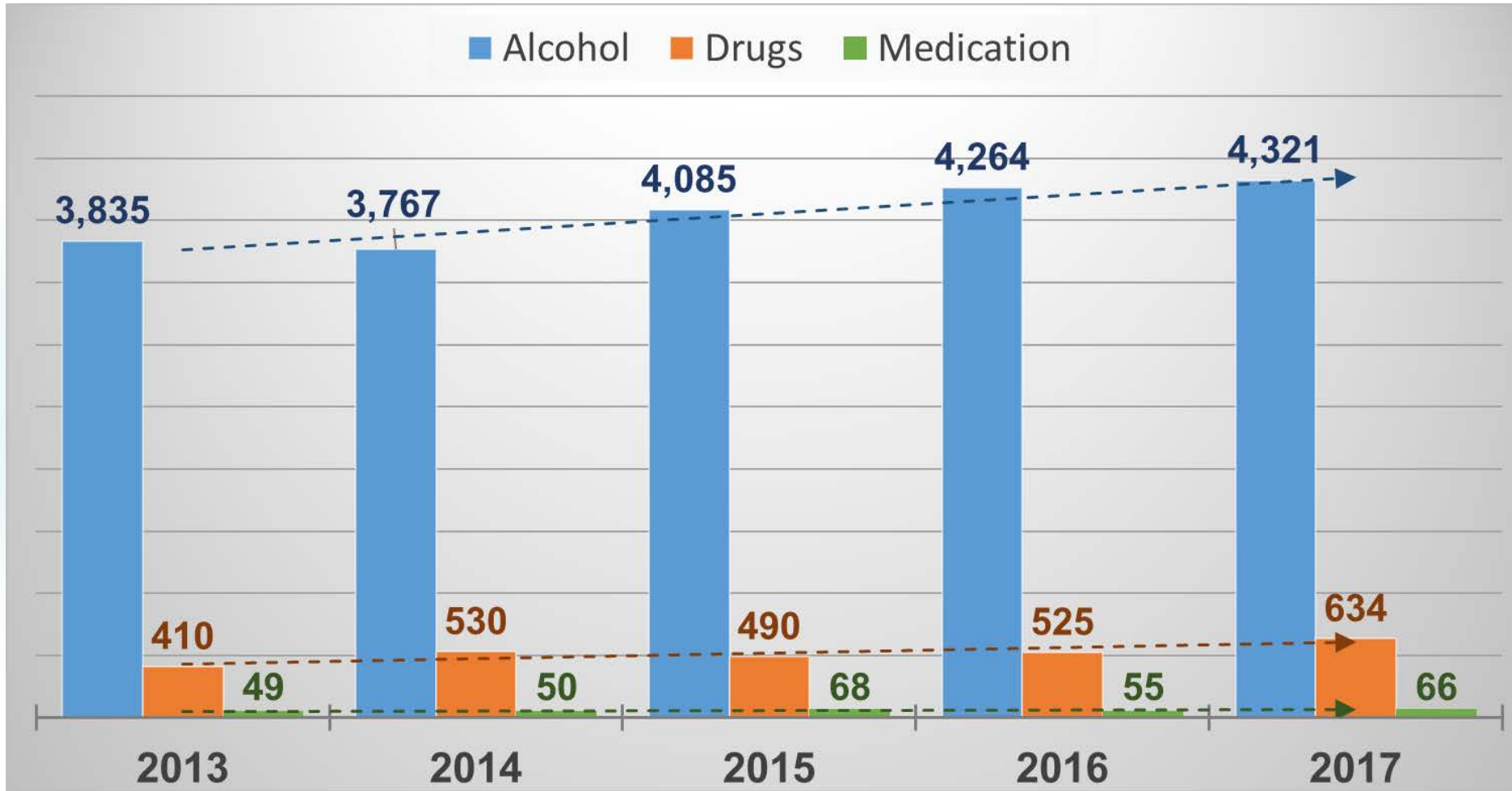
Total Combined Assists: 92,853
Combined Highway Miles Patrolled: 464

*3,078 assists were either not
found or cancelled before a
patrol vehicle could arrive*

Wrong-Way Driving Crashes: 12-County MPA

	2013	2014	2015	2016	2017	Total
Collin	25	28	30	36	33	152
Dallas	238	253	231	240	249	1,211
Denton	33	45	52	53	46	229
Ellis	10	17	12	12	18	69
Hood	4	9	10	12	7	42
Hunt	11	7	12	11	15	56
Johnson	16	10	28	23	26	103
Kaufman	7	20	16	19	11	73
Parker	16	16	5	10	14	61
Rockwall	2	4	4	2	2	14
Tarrant	105	116	106	112	97	536
Wise	6	7	12	12	8	45
Totals	473	532	518	542	526	2,591

Crashes Involving Impaired Drivers: 16-County Region



2018 – 2019 Regional Safety Advisory Committee Appointments

- ▶ Request that Agencies Designate Staff to Serve on the Regional Safety Advisory Committee by Friday, July 13, 2018
- ▶ Submit information to Kevin Kroll at Kkroll@nctcog.org
- ▶ First Meeting of 2018 – 2019 Term is July 27, 2018

Contacts

Camille Fountain

Transportation Planner

cfountain@nctcog.org

(817) 704-2521

Kevin Kroll

Transportation Planner

kkroll@nctcog.org

(817) 695-9258

Sonya Landrum

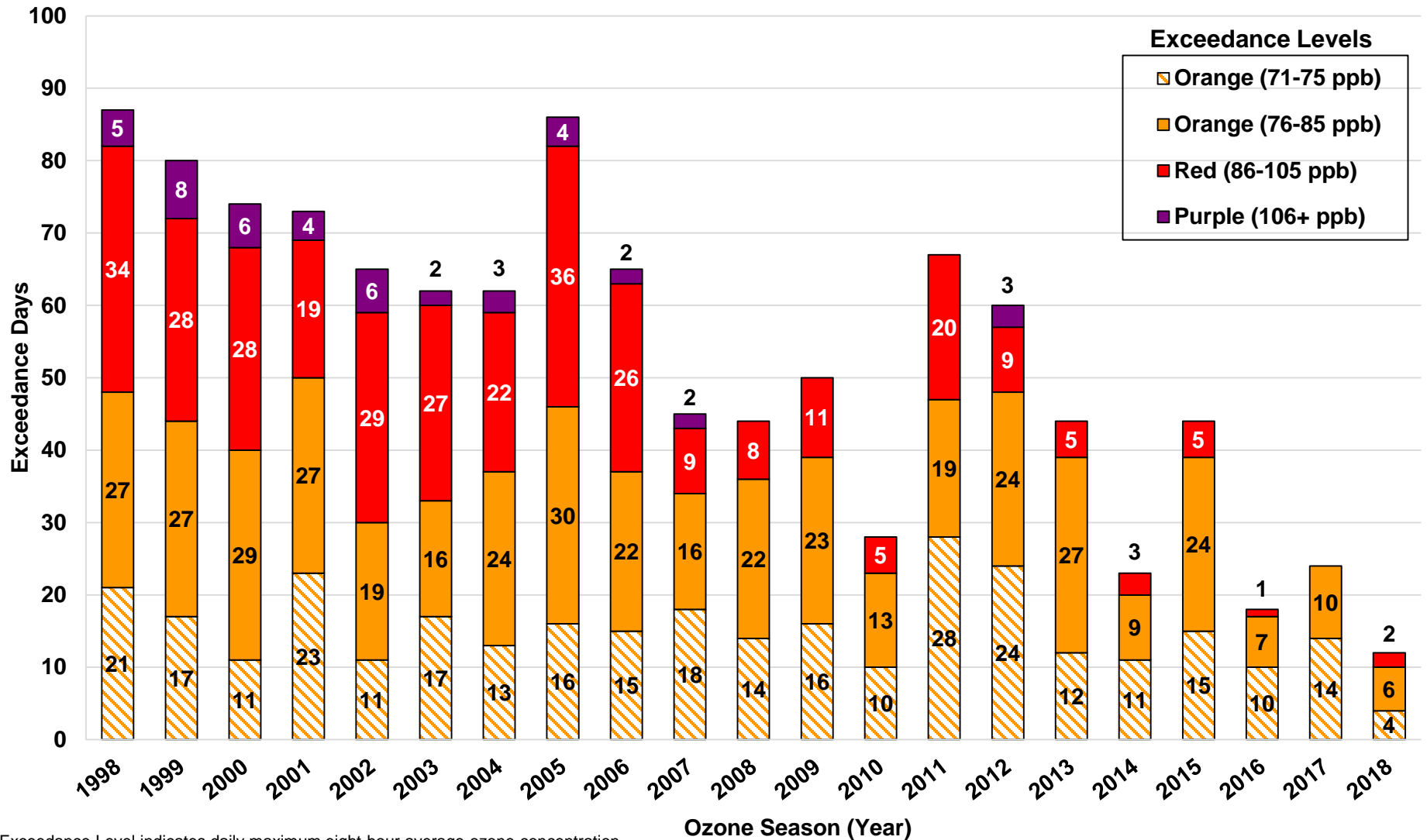
Principal Transportation Planner

slandrum@nctcog.org


(817) 695-9273

8-HOUR OZONE NAAQS HISTORICAL TRENDS

Based on ≤ 70 ppb (As of June 22, 2018)

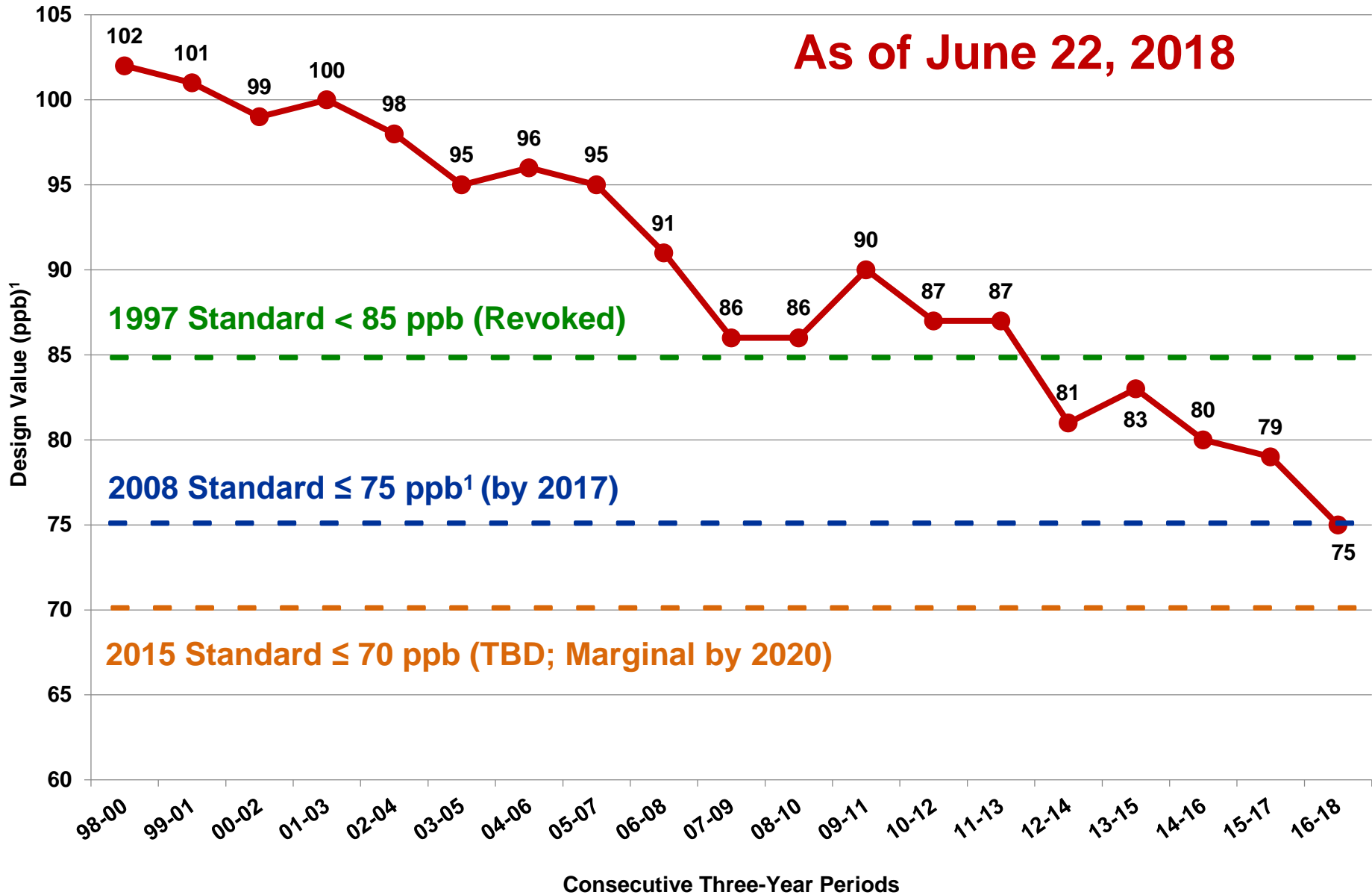


Exceedance Level indicates daily maximum eight-hour average ozone concentration. Exceedance Levels are based on Air Quality Index (AQI) thresholds established by the EPA for the revised ozone standard of 70 ppb.

 = Additional level orange exceedance days under the revised standard that were not exceedances under the previous 75 ppb standard. (AQI level orange = 71-75 ppb)

Source: TCEQ, http://www.tceq.state.tx.us/cgi-bin/compliance/monops/8hr_monthly.pl
ppb = parts per billion

8-HOUR OZONE NAAQS HISTORICAL TRENDS



¹Attainment Goal - According to the US EPA National Ambient Air Quality Standards, attainment is reached when, at each monitor, the *Design Value* (three-year average of the annual fourth-highest daily maximum eight-hour average ozone concentration) is equal to or less than 70 parts per billion (ppb).

CONTACTS

General Air Quality:

Jenny Narvaez
Principal Air Quality Planner
(817) 608-2342
jnarvaez@nctcog.org

Outreach:

Whitney Vandiver
Communications Coordinator
(817) 704-5639
wvandiver@nctcog.org



<http://www.nctcog.org/trans/air/ozone/index.asp>

<https://www.airnorthtexas.org/>