





NORTH CENTRAL TEXAS COUNCIL OF GOVERNMENTS

ROADWAY SAFETY PLAN APPENDICES



APPENDICES

A1. Emphasis Area Data.....	1
Intersection Safety.....	1
Roadway and Lane Departures	5
Speeding.....	9
Occupant Protection	13
Motorcycles	18
Bicyclist and Pedestrian Safety.....	20
Impaired Driving.....	26
Distracted Driving	30
A2. Countermeasure or Strategy Selection.....	35
Speeding Proven Countermeasures.....	39
Roadway Departure Proven Countermeasures	46
Intersection Proven Safety Countermeasures.....	47
Pedestrian and Bicyclist Proven Safety Countermeasures.....	48
A3. Additional High Injury Network Maps and Table	50
A4. Regional Transportation Council Regionwide Safety Program Funding Table	65
A5. Existing NCTCOG Safety Efforts	72
Safety Outreach and Education	72
Traffic Incident Management.....	72
Mobility Assistance Patrol Program	73
Commercial Vehicle Enforcement.....	74
Collaboration Efforts	75
Statewide Safety Initiatives	75

LIST OF FIGURES

Figure A1 Intersection-Related Crash Tree.....	1
Figure A2 Intersection-Related Fatal and Serious Injuries by Time of Day and Day of Week	2
Figure A3 Intersection-Related Fatal and Serious Injuries Among Drivers by Age and Gender.....	2
Figure A4 Intersection-Related Fatal and Serious Injuries by Ethnicity	3
Figure A5 Intersection-Related Fatal and Serious Injuries by Month and Year.....	3
Figure A6 Intersection-Related Fatal and Serious Injuries	4
Figure A7 Roadway and Lane Departure-Related Crash Tree.....	5
Figure A8 Roadway and Lane Departure Fatal and Serious Injuries by Time of Day and Day of Week	6
Figure A9 Roadway and Lane Departure Fatal and Serious Injuries Among Drivers by Age and Gender.....	6
Figure A10 Roadway and Lane Departure Fatal and Serious Injuries by Ethnicity	7
Figure A11 Roadway and Lane Departure Fatal and Serious Injuries by Lighting Conditions	7
Figure A12 Roadway and Lane Departure Fatal and Serious Injuries by Month and Year	8
Figure A13 Roadway and Lane Departure-Related Fatal and Serious Injuries	8
Figure A14 Speeding-Related Crash Tree	9
Figure A15 Age and Gender of Drivers Involved in Speeding-Related Crashes.....	10
Figure A16 Ethnicity of Drivers Involved in Speeding-Related Crashes	10
Figure A17 Speeding-Related Fatal and Serious Injuries by Lighting Conditions	11
Figure A18 Speeding-Related Fatal and Serious Injuries by Month and Year	11
Figure A19 Speeding-Related Fatal and Serious Injuries	12
Figure A20 Occupant Protection Crash Tree	13
Figure A21 Occupant Protection Fatal and Serious Injuries by Time of Day and Day of Week.....	14
Figure A22 Occupant Protection Fatal and Serious Injuries by Age and Gender	14
Figure A23 Occupant Protection Fatal and Serious Injuries by Ethnicity.....	15
Figure A24 Occupant Protection Fatal and Serious Injuries by Lighting Conditions.....	15
Figure A25 Occupant Protection by Month and Year.....	16

Figure A26 Occupant Protection Related Fatal and Serious Injuries	17
Figure A27 Motorcycle-Related Crash Tree.....	18
Figure 28 Motorcycle-Related Fatal and Serious Injuries by Time of Day and Day of Week	18
Figure A29 Motorcycle Fatal and Serious Injuries by Age and Gender	19
Figure A30 Motorcycle-Related Fatal and Serious Injuries by Helmet Usage	19
Figure A31 Motorcycle-Related Fatal and Serious Injuries	20
Figure A32 Bicyclist and Pedestrian Crash Tree	21
Figure A33 Bicyclist and Pedestrian Fatal and Serious Injuries by Time of Day and Day of Week	22
Figure A34 Bicyclist Fatal and Serious Injuries by Age and Gender	22
Figure A35 Pedestrian Fatal and Serious Injuries by Age and Gender.....	23
Figure A36 Bicyclist Fatal and Serious Injury by Ethnicity per 100,000	23
Figure A37 Pedestrian Fatal and Serious Injuries by Ethnicity per 100,000	24
Figure A38 Bicyclist and Pedestrian Fatal and Serious Injuries by Month and Year	24
Figure A39 Bicyclist and Pedestrian Related Fatal and Serious Injuries.....	25
Figure A40 Impaired Driving Crash Tree	26
Figure A41 Impaired Driving Fatal and Serious Injuries by Time of Day and Day of Week	26
Figure A42 Impaired Drivers Fatal and Serious Injuries by Age and Gender	27
Figure A43 Impaired Driving Related Fatal and Serious Injuries by Ethnicity.....	27
Figure A44 Impaired Driving Fatal and Serious Injuries by Lighting Conditions	28
Figure A45 Impaired Driving Related Fatal and Serious Injuries by Month and Year	28
Figure A46 Impaired Driving Related Fatal and Serious Injuries.....	29
Figure A47 Distracted Driving Crash Tree	30
Figure A48 Distracted Driving Fatal and Serious Injuries by Time of Day and Day of Week.....	31
Figure A49 Distracted Driving Fatal and Serious Injuries by Age and Gender	32
Figure A50 Distracted Driving Fatal and Serious Injuries by Ethnicity.....	33
Figure A51 Distracted Driving Fatal and Serious Injuries by Month and Year	33

Figure A52: Distracted Driving Fatal and Serious Injuries.....34

Table A1 Recommended Countermeasures by Emphasis Area.....35

Figure A53 High Injury Network Roadway Segments - Dallas County50

Figure A54 High Injury Network Roadway Segments - Tarrant County51

Figure A55 High Injury Network Roadway Segments - Denton and Collin Counties.....52

Table A2 High Injury Network Roadway Segments Prioritization Table.....53

Table A3 NCTCOG Safety Program Funding (FY24-FY26).....65

Figure A56 Mobility Assistance Patrol Routes74



A4. REGIONAL TRANSPORTATION COUNCIL REGIONWIDE SAFETY PROGRAM FUNDING TABLE

Table A3 NCTCOG Safety Program Funding (Fiscal Year 2024 - Fiscal Year 2026)

PROJECT NAME	PROJECT DESCRIPTION	CONTRIBUTING FACTOR	PASS THROUGH VS. STAFF TIME	PROPOSED FUNDING SOURCE ¹	PROPOSED MATCH SOURCE	2024	2025	2026	TOTAL	COMMENTS
Bicycle/Pedestrian Education										
Look Out Texans Safety Campaign	Public awareness campaign (education and outreach) for targeted areas that have been identified as bicycle/pedestrian safety hotspots	Bicycle and Pedestrian	Staff	STBG	TDCs	\$165,000	\$165,000	\$170,000	\$500,000	Funding will be added to existing project (TIP 11647.2)
			Materials/ Advertising			\$500,000	\$500,000	\$500,000	\$1,500,000	
Subtotal						\$665,000	\$665,000	\$670,000	\$2,000,000	
Bicycle/Pedestrian Engineering										
Regional Bicycle Safety Action Plan	Develop a regional bicycle safety plan to identify needed bicycle improvements	Speed, DUI, Bicycle, Pedestrian, Unrestraint and Motorcycles	Staff	STBG	TDCs	\$200,000	\$300,000	\$0	\$500,000	Funding will be added to existing project (TIP 11647.2)

Bicycle/Pedestrian Spot Improvements	Provide funding to local agencies for safety treatments and countermeasures on bike/pedestrian facilities, including lighting/intersection improvements, crosswalk enhancements, on-street bike safety treatments, etc., identified in regional bike or pedestrian safety plans	Bicycle and Pedestrian	Pass-Through	CMAQ	TDCs	\$3,000,000	\$3,000,000	\$3,500,000	\$9,500,000	Projects to be added to the TIP and implemented by local agencies
Subtotal						\$3,200,000	\$3,300,000	\$3,500,000	\$10,000,000	

Roadway Operations, Engineering, and Intercity Connections

Regional Data Tools and Analysis	Data tool, collection, and analysis to be used regionwide that combines historical data and vehicle behavior data to identify areas with a high-risk of safety incidents and identify countermeasures that can be applied to improve safety	Speed, DUI, Bicycle, Pedestrian, Unrestraint and Motorcycles	Staff	STBG	TDCs	\$440,000	\$445,000	\$450,000	\$1,335,000	Funding may be combined into one TIP project (14038.1 and 14038.2)
			Vendor/Consultant			\$1,000,000	\$1,000,000	\$1,000,000	\$3,000,000	
Roadway Safety Audits	Regionwide roadway safety audit to evaluate various road segments and intersections highlighted in the regional Pedestrian Safety Action Plan, and to identify recommended safety countermeasures that will enhance safety and reduce the number and severity of crashes	Speed, DUI, Bicycle, Pedestrian, Unrestraint and Motorcycles	Consultant	STBG	TDCs	\$1,500,000	\$0	\$0	\$1,500,000	

Implementation of the Roadway Safety Plan	Provide funding for striping, signage, operational changes, technology (advance warnings), etc.; Projects to be implemented by local agencies	Speed, DUI, Bicycle, Pedestrian, Unrestraint and Motorcycles	Direct to Agencies - Program in TIP	STBG	TDCs	\$5,500,000	\$5,750,000	\$5,935,000	\$17,185,000	Implementation of data project above; Put in an out-year placeholder in the TIP until projects are identified from the safety plan
---	---	--	-------------------------------------	------	------	-------------	-------------	-------------	--------------	--

Traffic Incident Management	Freeway/traffic incident management program includes training for agency executives and first responders, quick clearance crash reconstruction training, other training and education to promote strategies to mitigate traffic incidents; Includes NCTCOG staff time and consultant assistance	Crash Response	Staff	STBG	TDCs	\$150,000	\$160,000	\$170,000	\$480,000	Continue on similar path; Include in general safety project, funding may be combined into one TIP project (TIP 14038.1 and TIP 14038.2)
			Vendor/Consultant			\$500,000	\$500,000	\$500,000	\$1,500,000	RFI and Procurement pending. Plan to release RFI in FY 22.; Include in general safety project, funding may be combined into one TIP project (TIP 14038.1 and TIP 14038.2)
Subtotal						\$9,090,000	\$7,855,000	\$8,055,000	\$25,000,000	

Speed Education										
Drive Aware North Texas Safety Campaign	Public awareness campaign (education and outreach) to target driver behaviors to reduce crashes, focus on speeding, and other contributing factors as they emerge	Speed, DUI, Bicycle, Pedestrian, Unrestraint and Motorcycles	Staff	STBG	TDCs	\$100,000	\$100,000	\$150,000	\$350,000	New effort. May be completed with staff or consultant depending on total effort needed and cost; Funding may be combined into one TIP project (TIP 14038.1 and TIP 14038.2)
			Marketing			\$300,000	\$300,000	\$300,000	\$900,000	
Targeted Safety Education Campaign for School Districts and Teen Drivers	Safety campaign using community outreach to schools and organizations to focus on teen driver behavior, safe routes to school, etc.	Speed, DUI, Bicycle, Pedestrian, Unrestraint and Motorcycles	Staff/Consultant	STBG	TDCs	\$250,000	\$250,000	\$250,000	\$750,000	Funding may be combined into one TIP project (TIP 14038.1 and TIP 14038.2)
Subtotal						\$650,000	\$650,000	\$700,000	\$2,000,000	

Speed Enforcement										
Strategic Targeting of Aggressive Driving and Road Rage	Partner with enforcement agencies to combat aggressive driving and road rage; Includes personnel and equipment	Speed, DUI, Unrestraint	Pass-Through	STBG	TDCs	\$800,000	\$2,250,000	\$3,200,000	\$6,250,000	Funding may be combined into one TIP project (TIP 14038.1 and TIP 14038.2)
			Staff			\$200,000	\$250,000	\$300,000	\$750,000	
Subtotal						\$1,000,000	\$2,500,000	\$3,500,000	\$7,000,000	
Other										
Placeholder Projects and Programs to be Identified in the Future		TBD	TBD	TBD	TDCs	\$1,250,000	\$1,250,000	\$1,500,000	\$4,000,000	
Subtotal						\$1,250,000	\$1,250,000	\$1,500,000	\$4,000,000	
Grand Totals						\$15,855,000	\$16,220,000	\$17,925,000	\$50,000,000	
Staff						\$1,505,000	\$1,670,000	\$1,490,000	\$4,665,000	
Pass Through						\$14,350,000	\$14,550,000	\$16,435,000	\$45,335,000	