

CONCEPT MAP*

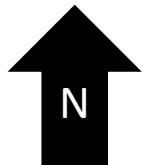
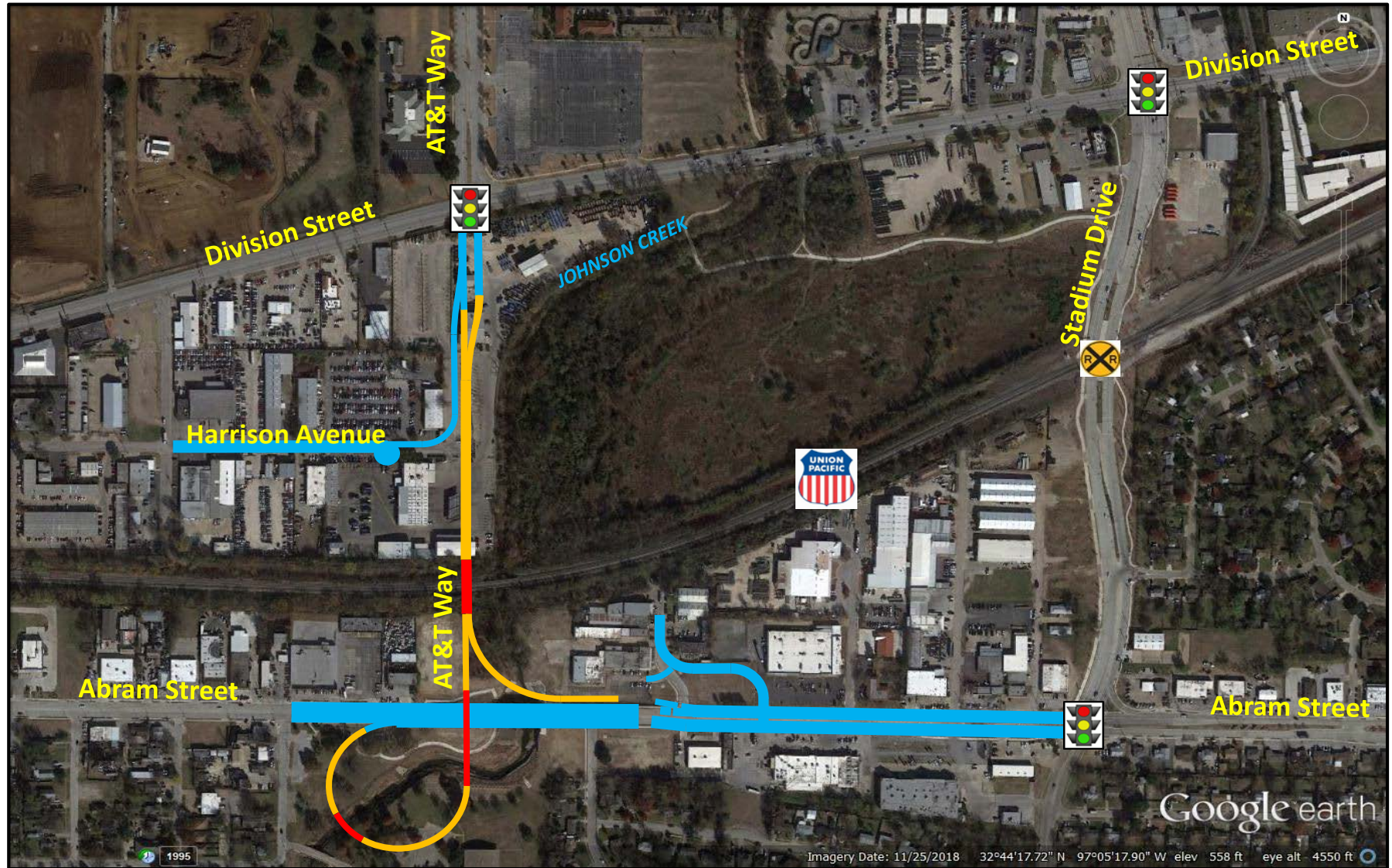
City of
Arlington:

AT&T Way – Abram
Street Connection w/
Union Pacific
Railroad Grade
Separation

DRAFT

LEGEND

- At-Grade
- Transition
- New Bridge



*Specific alignment(s) and connections to be identified through the engineering study

VIRGIN HYPERLOOP ONE PRIVATE SECTOR JOINT BRIEFING

North Central Texas Council of Governments

August 9, 2019

AT&T Stadium



OVERVIEW

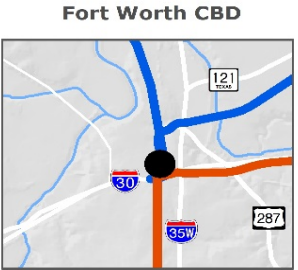
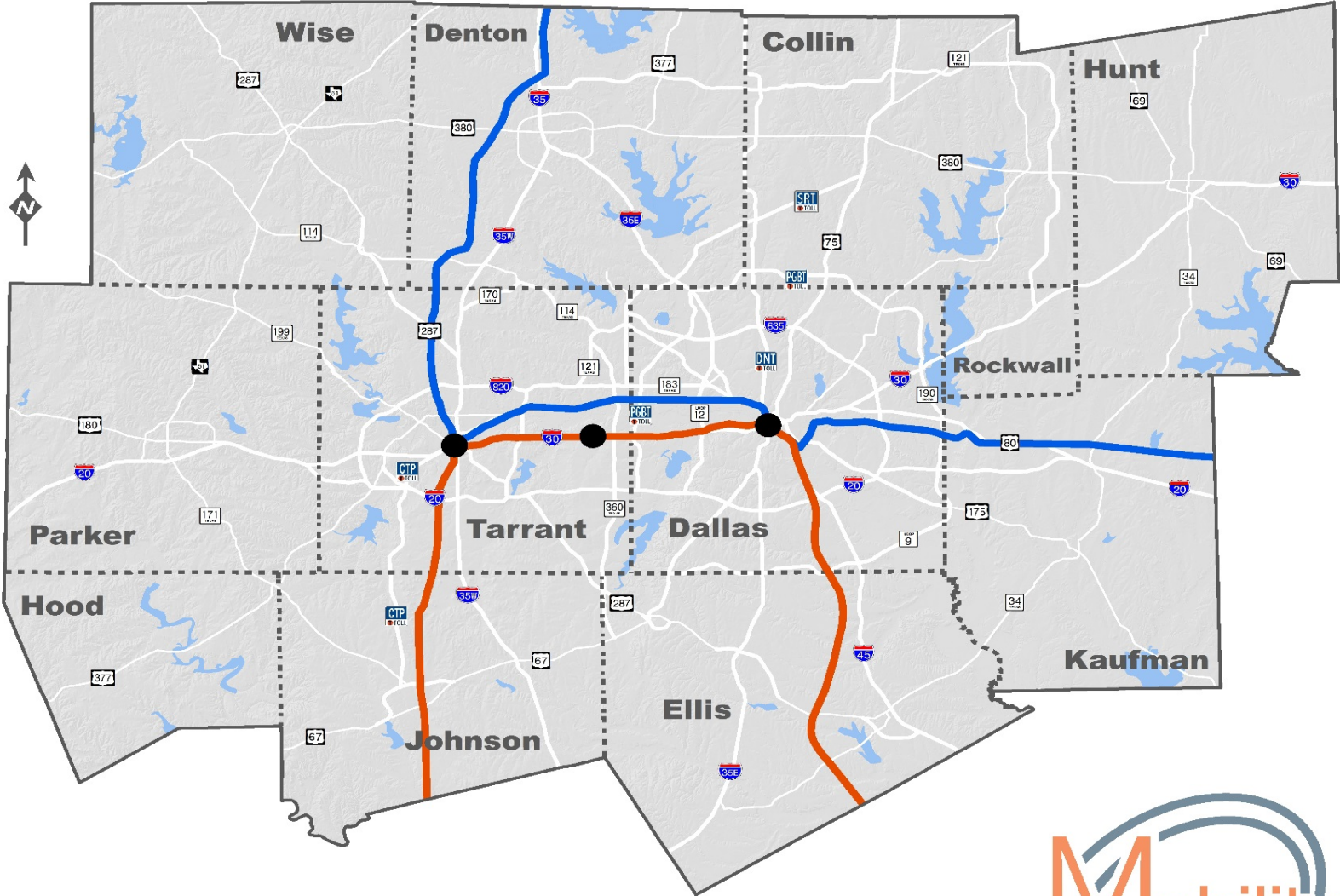
Dallas – Arlington – Fort Worth

Fort Worth to Laredo

Certification Track

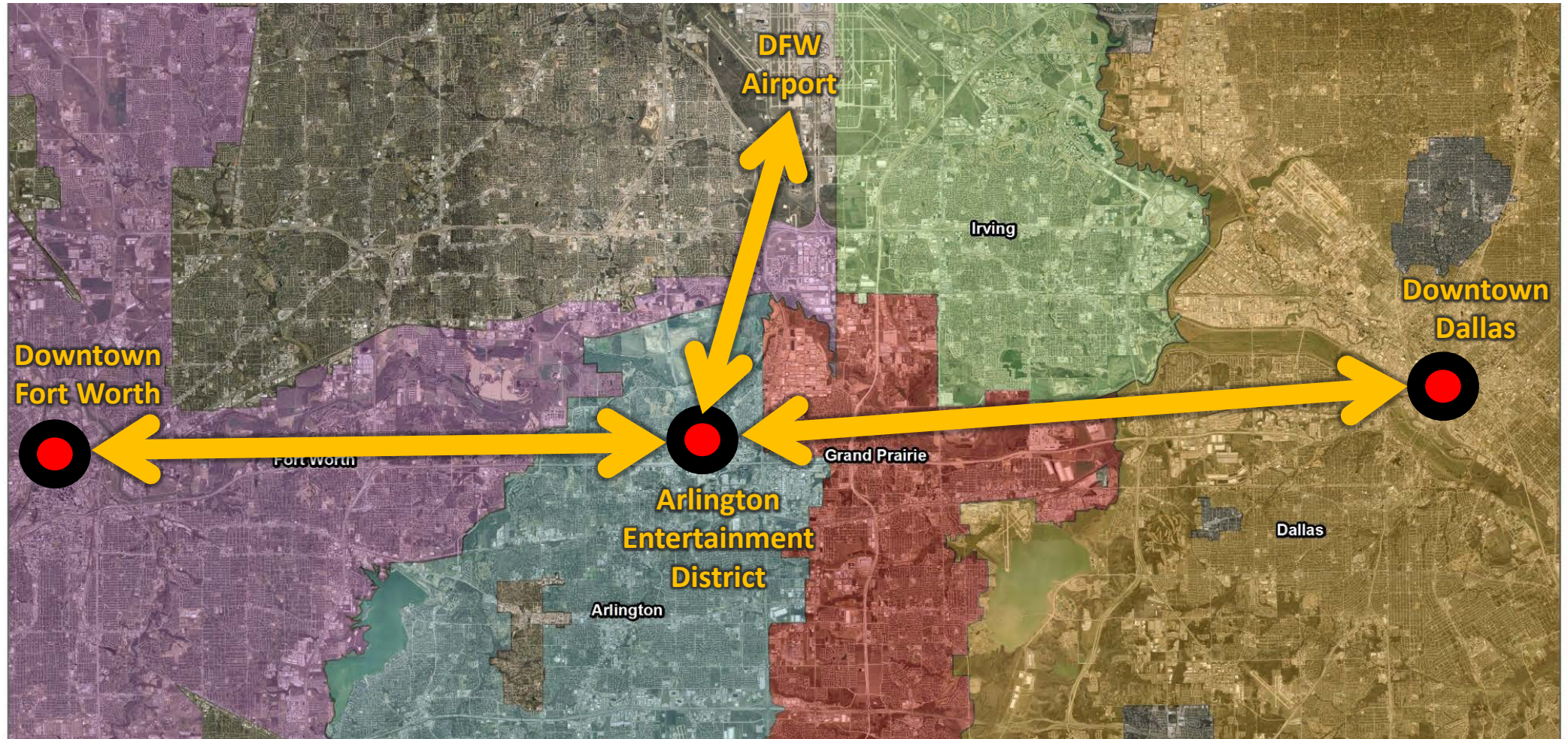
High-Speed Rail Recommendations

- At-Grade
- Grade Separated
- Stations



Corridor-specific alignment, design, and operational characteristics for the intercity passenger, regional passenger, and freight rail systems will be determined through capacity evaluation and ongoing project development. Refined rail forecasts are necessary to determine technology and alignment in future rail corridors.

Fort Worth – Arlington – Dallas



Scope of Work

Phase 1 – Alternative Development

May 2020

- Public & Agency Involvement Includes a technology forum
- Alternative Development Includes alignments & technology
- Alternative Screening
- Conceptual Engineering

Phase 2 – Engineering & Environmental

May 2022

- NEPA Documentation & Record of Decision
- Preliminary Engineering
- Financial & Project Management Plans

Fort Worth – Laredo

Generally parallels IH 35

Connecting:

Fort Worth

Waco

Temple

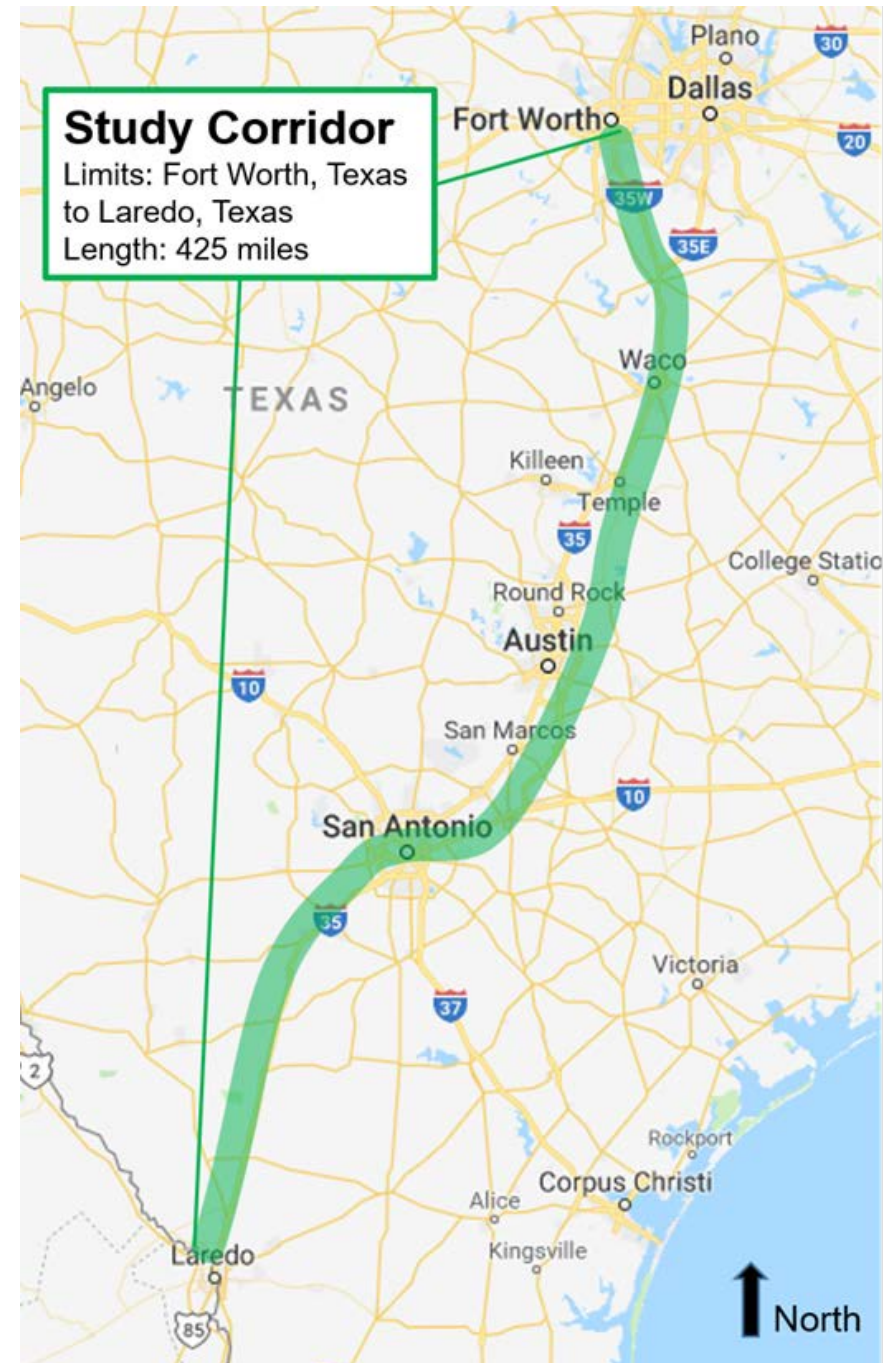
Killeen

Austin

San Antonio

Laredo*

*In Laredo, the end point/station location will be studied as to not preclude extending an alignment to Monterrey, Mexico



VHO Phases & Timing

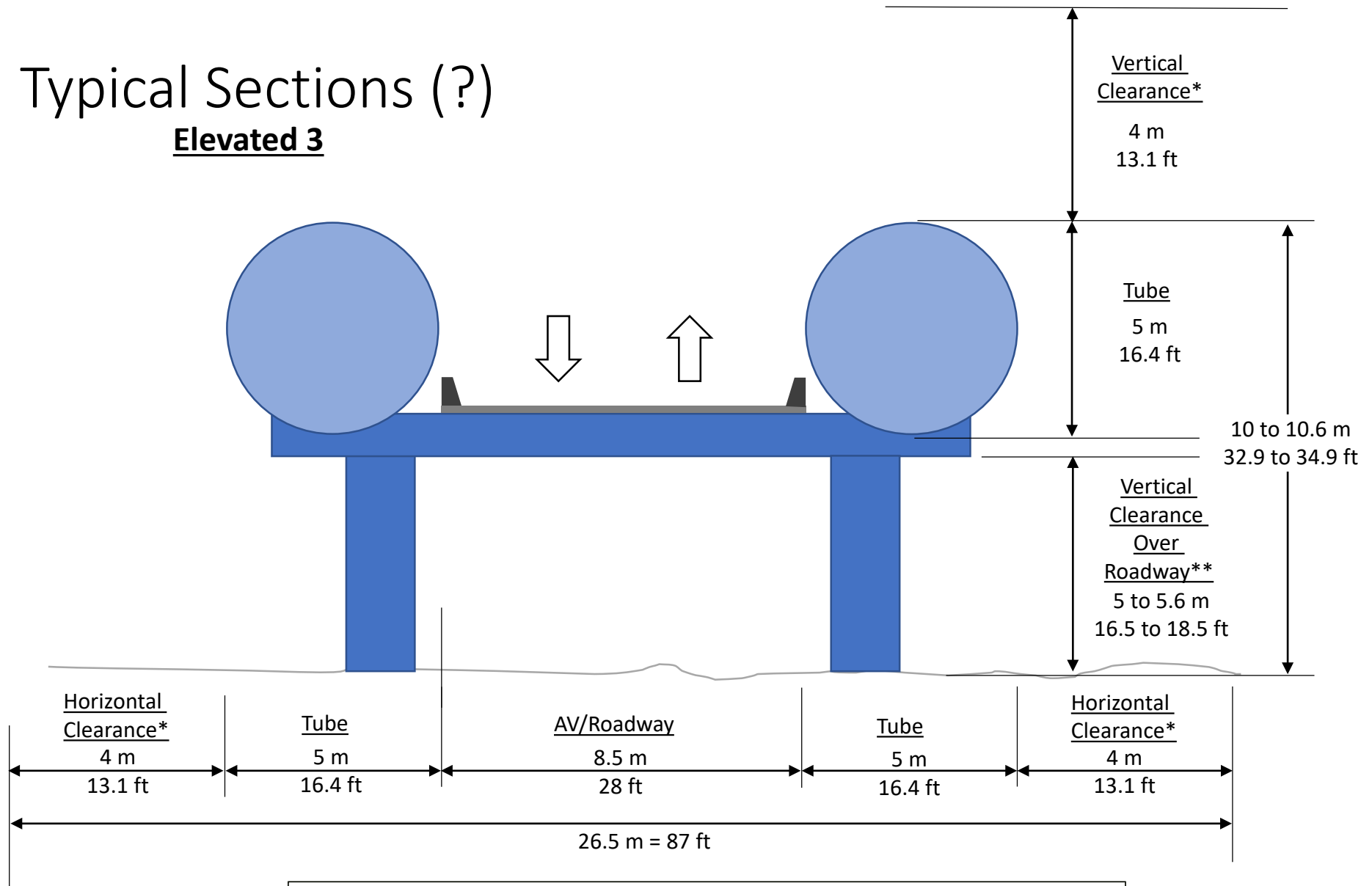
VHO Phase	Timing	Length of Track Built in Phase	Total Length of Track	Number of Tubes	Number of Vacuum Buildings
A	18 months (Estimate Feb 2020 to Aug 2021)	1.5 km (straight) (0.9 mi)	1.5 km (straight) (0.9 mi)	1	1
B	9 months (Estimate Aug 2021 to May 2022)	3 to 5 km (1.9 to 3.1 mi)	4.5 to 6.5 km (2.8 to 4.0 mi)	?	?
C	9 Months (Estimate May 2022 to Jan 2023)	0	4.5 to 6.5 km (2.8 to 4.0 mi)	?	?
D	9 Months (Estimate Jan 2023 to Nov 2023)	6 to 8 km (3.7 to 5.0 mi)	10.5 to 14.5 km (6.5 to 9.0 mi)	?	2

Certification Track

Option 0:	East West:	No Throw-Away
Option 1:	North South:	Certification Track Only
Option 2:	North South:	Certification / Goods Movement
Option 3:	North South:	Certification / Goods Movement / People Transition Over Time

Typical Sections (?)

Elevated 3



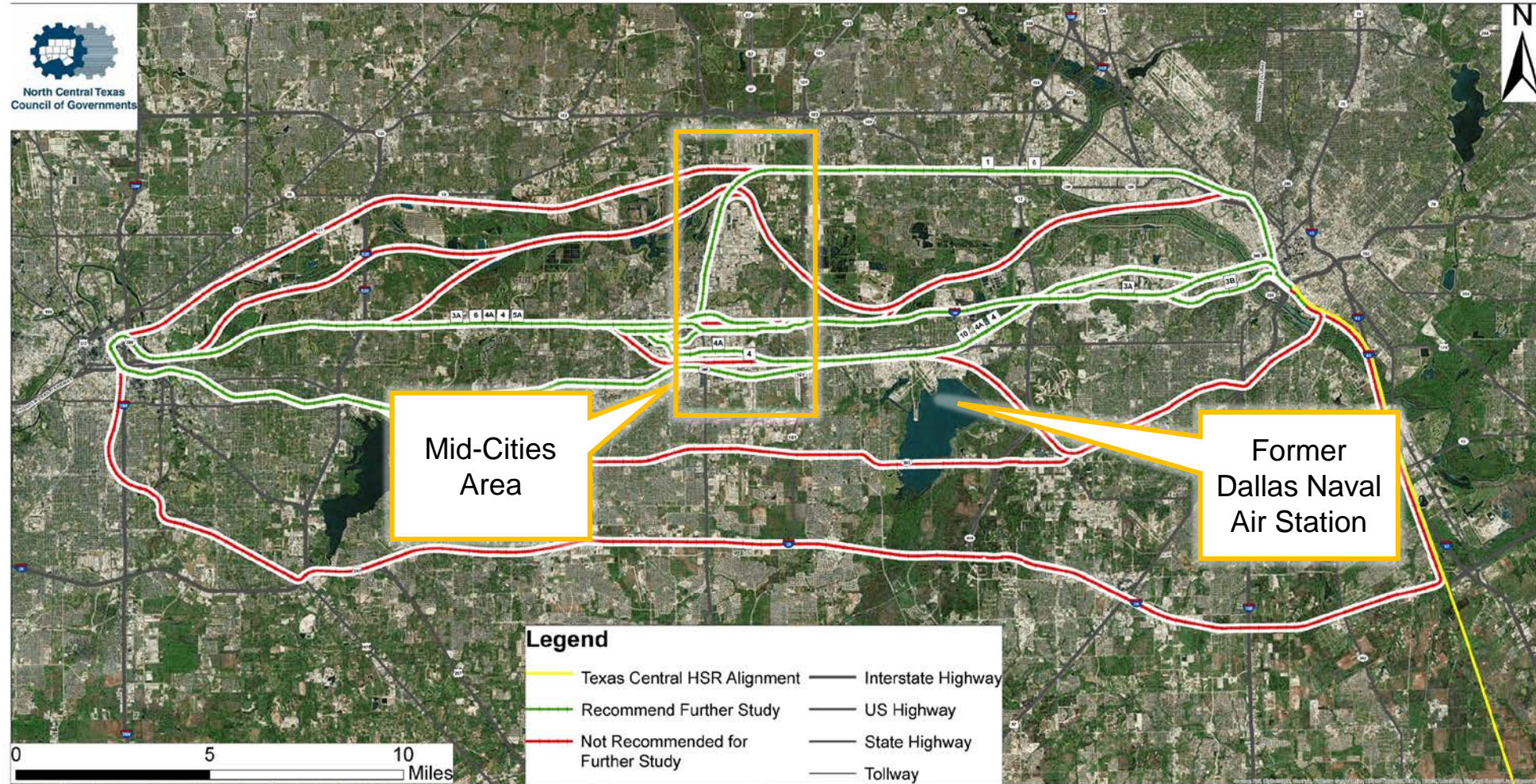
* Horizontal and vertical clearances allow for the area needed to construct, operate and maintain the guideway and supporting facilities.
 ** Minimum vertical clearance over roadways is 5 m or 16.5 ft. Vertical clearance of 5.6 m or 18 ft would be required over interstate highways and other roadway corridors designated for freight. Vertical clearance over passenger or freight railroads would be 7 m or 23 ft.

Option 1: Build Certification Track perpendicular to potential DFWCES

Two potential locations identified:

- Former Dallas Naval Air Station
- Mid-Cities Area

Supplemental Study of DFWCES Alignment Option Recommendations





SH 360 South Success: First Year Report

Construction by TxDOT (Nearing Project Transfer)

Operation by NTTA

Financial Risk by RTC

Positive Baseline and Trend (10.1M vs. 9M)

Significant Toll Tag Penetration (73.5%)

Trailblazing Pilot/Urban Design

Cross Streets Ultimate Design

Next Phase

IH20 or Collector – Distribution

Monitoring SH 360/US 287 Interchange

2019 INFRA Discretionary Grant Program – Project Award

North Texas Strategic NHS Bridge Program

- **TxDOT Dallas District Bridges:**

- Loop 12 NB at IH 35E SB (Dallas County) – Replacement
- US 80 EB at East Fork Trinity River (Kaufman County) – Reconstruction
- FM 460 at US 80 (Kaufman County) – Reconstruction

- **TxDOT Fort Worth District Bridges:**

- IH 35W NB at IH 35W SB Alvarado Exit Ramp (Johnson County) – Removal
- US 180 WB at Dry Creek (Parker County) – Replacement
- US 287 NB at Carey Street (Tarrant County) – Reconstruction
- US 287 SB at Lancaster Avenue (Tarrant County) – Replacement

DISADVANTAGED BUSINESS ENTERPRISE PROGRAM

*Fiscal Year 2020-2022 Goal
Update*

*Surface Transportation Technical Committee
August 23, 2019*



FY2020-2022 DBE GOAL UPDATE

DBE Program Guidance and Thresholds



Requirement: [49 Code of Federal Regulations Part 26](#)

Who is required to have a DBE Program:

- Certain Recipients of Federal Funds (FTA, FHWA, FAA)

What are the Requirements:

- Updated DBE Goal Every Three Years (new goal due August 1, 2019)
- Current Goal of 25% Active through September 30, 2019, covered FY2017-2019
- Publication of DBE goal as part of RFP
- Certification of DBE Eligibility

FY2020-2022 DBE GOAL UPDATE

DBE Program Overview



Ensure Non-discrimination



Create a Level Playing Field/Fair Competition



Narrowly Tailor Program to Meet Federal Law



Ensure DBE Firms Meet Required Eligibility Standards



Help Remove Barriers to DBE Participation



Assist in Development of Firms to Compete Outside

FY2020-2022 DBE GOAL UPDATE

Process to Update DBE Goal

- ✓ Initiate Public Input/Stakeholder Involvement
- ✓ Project Potential Contract Awards (FY 20-22)
- ✓ DBE Goal Development
- ✓ Publish Goal for Public Comment/Review
- ➔ Committee Review/Consideration

Implement New DBE Goal – October 1, 2019

FY2020-2022 DBE GOAL UPDATE

Project Potential Contract Awards

NCTCOG and Subrecipients

Procurement Type	Potential Awards (in \$1,000s**) FTA	Potential Awards (in \$1,000s**) FHWA^	Potential Awards (in \$1,000s**) TOTAL
Building Construction	\$275	\$0	\$275
Marketing, Advertising, and Public Relations	\$268	\$1,805	\$2,073
Office Supplies and Equipment (Rental and Purchase)	\$587	\$430	\$1,017
Operational Administrative, Communications, Support Services	\$2,476	\$0	\$2,476
Planning/Engineering	\$6,830	\$10,044	\$16,874
Software and Ancillary Information Technology Professional Services	\$383	\$434	\$817
Transportation Equipment	\$0	\$3,586	\$3,586
Vehicle Maintenance and Operations Support	\$4,998	\$0	\$4,998
TOTAL	\$15,817	\$16,299	\$32,116

**Dollars represent total contract award. Federal share may be 50%-100% of contract award.

^FHWA funds also include other federal and local sources.

FY2020-2022 DBE GOAL UPDATE

Preliminary DBE Availability Analysis

NCTCOG and Subrecipients

**Dollars represent total contract award. Federal share may be 50%-100% of contract award.

Procurement Type	Potential Awards (in \$1,000s**)	DBE Firms	Total Firms	DBE Goal
Building Construction	\$275	235	791	29.7%
Marketing, Advertising, and Public Relations	\$2,073	261	1734	15.1%
Office Supplies & Equipment (Rental & Purchase)	\$1,017	29	997	2.9%
Operational Administrative, Communications, Support Services	\$2,476	406	8205	4.9%
Planning/Engineering	\$16,874	524	1673	31.3%
Software and Ancillary Information Technology Professional Services	\$817	219	2635	8.3%
Transportation Equipment	\$3,586	8	104	7.7%
Vehicle Maintenance and Operations Support	\$4,998	30	2569	1.2%
TOTAL	\$32,116	1,712	18,708	9.2%
Total Weighted Summary				19.4%

FY2020-2022 DBE GOAL UPDATE

DBE Availability Analysis

*NCTCOG and Subrecipients
(FTA, FHWA Funds)*

CONTRACTING ENTITY	FTA	FHWA [^]	TOTAL
NCTCOG	30.4%	27.3%	28.4%
SUBRECIPIENTS	3.2%	7.7%	5.0%
TOTAL WEIGHTED GOAL*	15.8%	21.3%	19.4%

[^]FHWA funds also include other federal and local sources.

*Weighted by Contract Service Type, Contract Award Amount, and Market Area

FY2020-2022 DBE GOAL UPDATE

Historical Performance

*NCTCOG Contract Awards Only
(FTA, FHWA Funds)*

Fiscal Years	Total Contract Amount	DBE Goal	DBE Contract Percent	DBE Expenditure Percent
2006-2010	\$17,028,000	13%	22.00%	24.1%
2011-2013	\$7,122,596	25%	27.40%	24.5%
2014-2016	\$19,062,114	25%	28.56%	29.41%
2017-2019*	\$13,636,563	25%	22.70%	14.52%
Weighted Average			25%	23.60%

^FHWA funds also include other federal and local sources.

*Through July 1, 2019

FY2020-2022 DBE GOAL UPDATE

Historical Performance: Summary of Race Conscious & Race Neutral Participation

NCTCOG Contract Awards Only (FTA, FHWA Funds)

Race Conscious Participation achieved through DBE contract goals

Race Neutral participation achieved without DBE contract goals

Fiscal Years	Total Contract Expenditures	Total DBE Expenditures	Race Conscious Expenditures	Race Neutral Expenditures	Ratio of Race Conscious v. Race Neutral
2014-2016	\$14,588,581	\$4,291,281	\$2,953,376	\$1,337,905	69%:31%
2017-2019*	\$8,011,204	\$1,163,014	\$634,314	\$528,700	55%:45%

^FHWA funds also include other federal and local sources.

*Through July 1, 2019

FY2020-2022 DBE GOAL UPDATE

Proposed Goal

NCTCOG and Subrecipients (FTA, FHWA Funds)

CONTRACTING ENTITY	FTA	FHWA^	TOTAL
NCTCOG	30.4%	27.3%	28.4%
SUBRECIPIENTS	3.2%	7.7%	5.0%
TOTAL WEIGHTED GOAL*	15.8%	21.3%	19.4%

Race Conscious 10.67%, Race Neutral 8.73%

^FHWA funds also include other federal and local sources.

*Weighted by Contract Service Type, Contract Award Amount, and Market Area

FY2020-2022 DBE GOAL UPDATE

Schedule

TASK	DATE	STATUS
Public Meeting to Kickoff DBE Goal Update Process	June 10	✓
STTC Meeting: Information Item	June 28	✓
Consultation Meeting with Stakeholders	July 2	✓
Notice to Public of Proposed Goal (start 45-Day Public Comment Period)	July 10	✓
RTC Meeting: Information Item	July 11	✓
Submit draft Electronically to FTA	August 1	✓
STTC: Action Item	August 23	✓
End of 45-day Public Comment Period	August 30	
RTC: Action Item	Sept. 12	
Executive Board: Action Item	Sept. 26	
Submit Final Electronically to FTA	Sept. 27	
DBE Program Update and Goal Effective	October 1	

FY2020-2022 DBE GOAL UPDATE

Action

Action Requested:

Staff requests a recommendation for Regional Transportation Council approval of the 19.4% Disadvantaged Business Enterprise Participation Goal for Fiscal Years 2020-2022 for US Department of Transportation contracting opportunities.

FY2020-2022 DBE GOAL UPDATE

Questions?



Ken Kirkpatrick

Counsel for Transportation

DBE Liaison Officer

Phone: 817-695-9278

Email: kkirkpatrick@nctcog.org

Emily Beckham

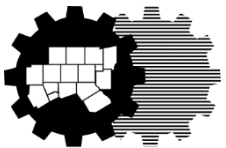
Grants and Contracts Manager

Phone: 817-608-2308

Email: ebeckham@nctcog.org

Historical Joppa Neighborhood Improvements

Surface Transportation Technical Committee
August 23, 2019



Jeff Hathcock, Program Manager
NCTCOG Transportation Department



POLICIES



Mobility 2045

BP3-002: Implement pedestrian and bicycle facilities that meet accessibility requirements and provide safe, convenient, and interconnected transportation for people of all ages and abilities.

EJ3-002: Balance transportation investment across the region to provide equitable improvements.

TSSF3-003: Implementation of programs, projects, and policies that assist in reducing serious injuries and fatalities across all modes of travel toward zero deaths. (Toward Zero Deaths – no fatalities across all modes of travel)

LOCATION



BACKGROUND

New Union Pacific-Funded Rail Bypass Track being constructed through the Miller Yard

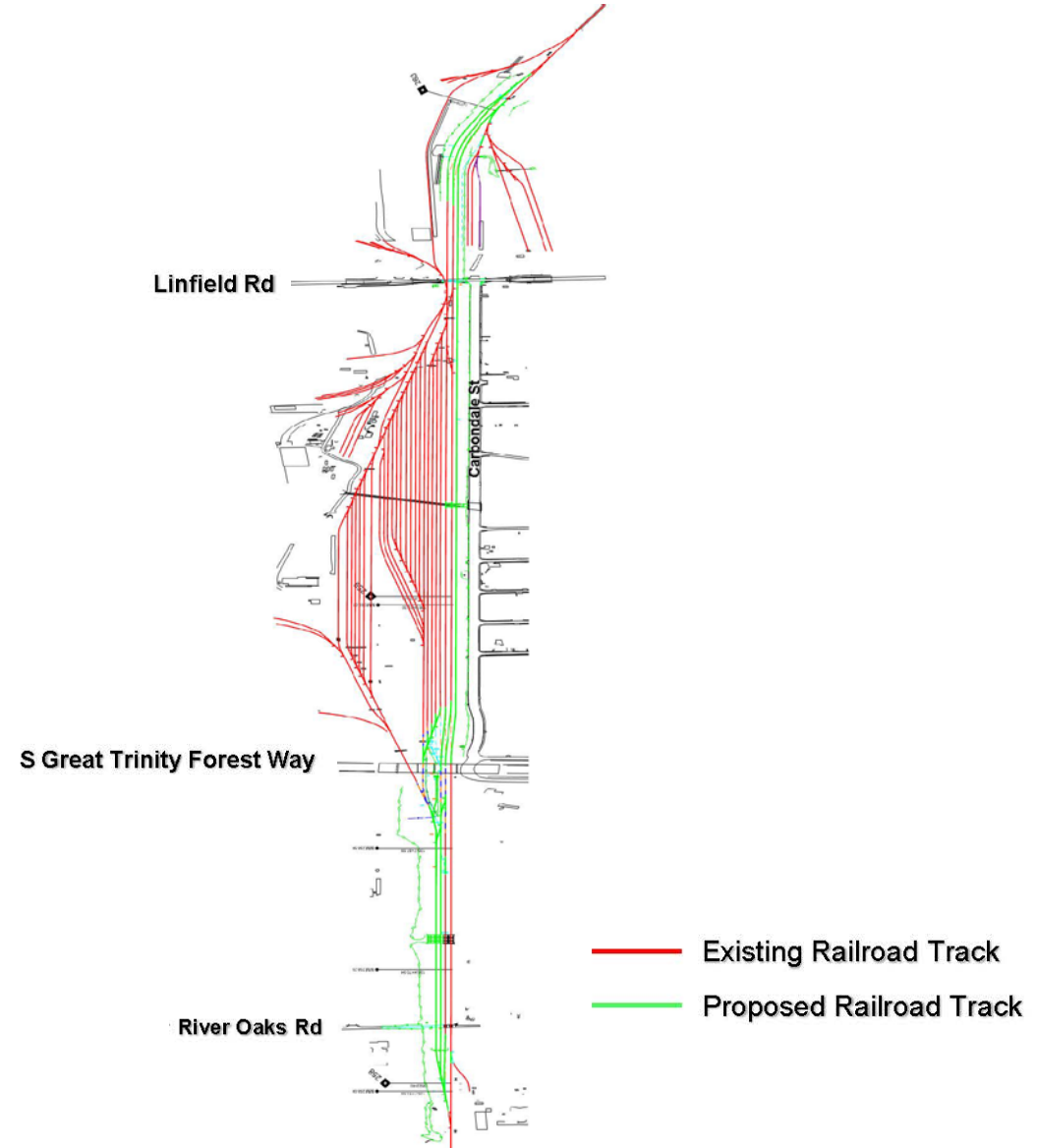
Current At-Grade Crossing on Linfield Road in addition to a Grade Separated Vehicular Bridge

Potential Safety Concern with Obstructed Sight Lines at Linfield Road At-Grade Crossing

Coordination with the City of Dallas and the Union Pacific Railroad has been ongoing since 2016

City of Dallas is proposing the Linfield Road At-Grade Crossing be Closed Based on Neighborhood Support Requiring Construction of a Pedestrian Bridge

Miller Yard Bypass Track



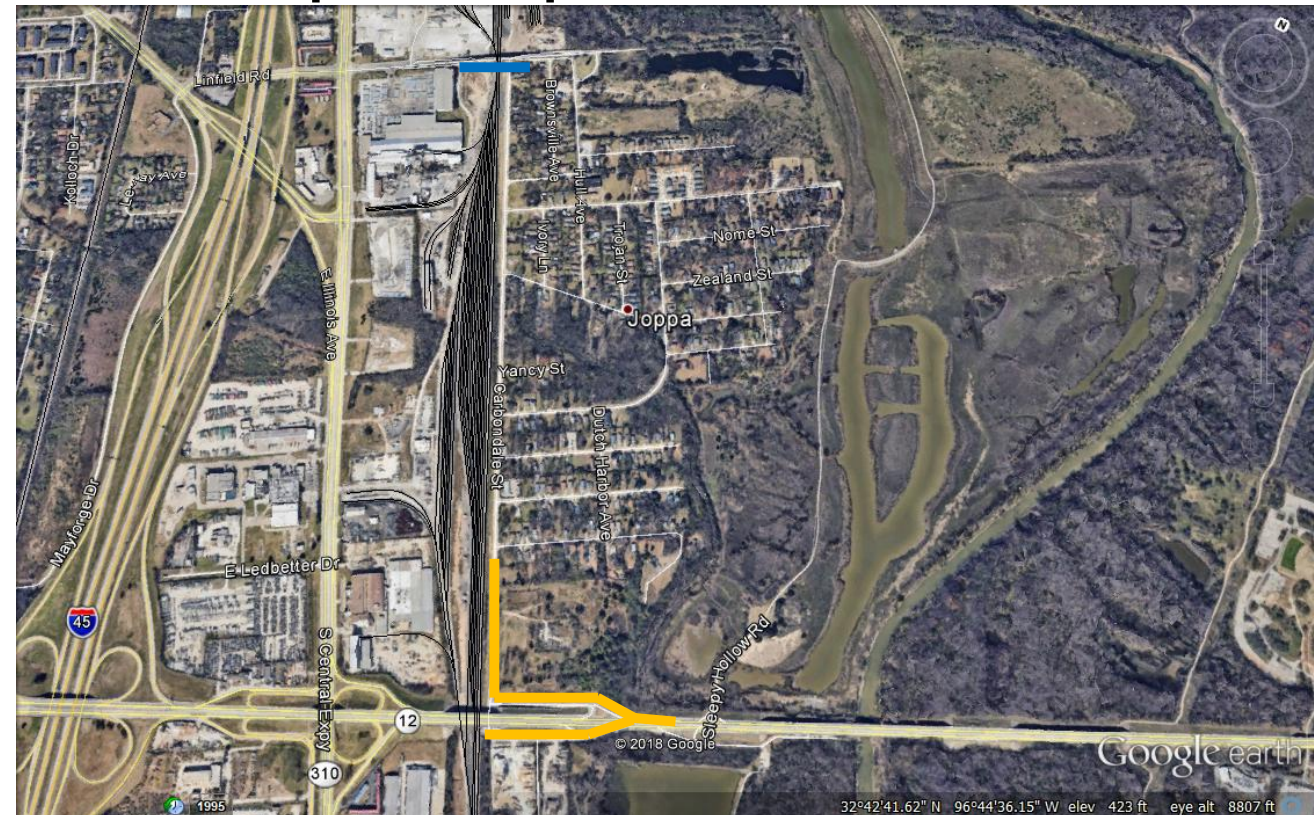
IMPROVEMENTS

Proposed Pedestrian Bridge over the Rail Line/Yard Adjacent to Linfield Road to Increase Safety and Mobility of Pedestrians

Loop 12 Intersection Roadway Improvements into the Neighborhood in Conjunction with Sidewalk Improvements on Loop 12

Discussions with TxDOT have been Held on the Loop 12 Improvements

Proposed Improvement Locations



- Loop 12 Improvements
- Pedestrian Bridge

FUNDING TOTALS (\$ IN MILLIONS)

Project	Agency	Amount
Bypass Track	UPRR	\$20.00
Pedestrian Bridge	RTC/City of Dallas	\$8.00
Loop 12 Improvements	RTC/TxDOT	\$1.25
Landscaping	UPRR	\$0.50
UP Funding for Ped Bridge*	UPRR	\$1.00
Transit Shelters	DART	TBD

*Funding Dependent on Crossing Closure

Project Improvements	RTC (Federal CMAQ)	City (TDC's)	TxDOT	Union Pacific	Total
Bike/Pedestrian Bridge**	\$7.00	\$0.60	\$0	\$1.00	\$8.00
Loop 12 Intersection	\$1.00	\$0.00	\$0.25	\$0	\$1.25

**Use of TDC's dependent upon federal rules, using Dallas Policy Bundle TDCs, & TDCs are not counted in the funding total, funding totals may be reduced to match eligible expenditures

ACTION REQUESTED

Staff Requests STTC Endorsement of RTC Approval:

- **The Funding Recommendation Identified on Slide 6**
- **Amending the Transportation Improvement Program (TIP)/
Statewide TIP, and other Administrative/Planning Documents to
Include the Recommended Project and Funding**

CONTACT INFORMATION

Mike Johnson
Transportation Planner
817-695-9160
MJohnson@nctcog.org

Collin Moffett
Transportation Planner
817-695-9252
CMoffett@nctcog.org


Jeff Hathcock
Program Manager
817-608-2354
JHathcock@nctcog.org

Christie Gotti
Senior Program Manager
817-608-2354
CGotti@nctcog.org

North Texas Freight Terminal Electrification 2019 Call for Projects


**Surface Transportation Technical Committee
August 23, 2019**

Jason Brown, Principal Air Quality Planner



Air Quality Emphasis Areas

High-Emitting Vehicles/Equipment	✓
Low Speeds	
Idling	✓
Vehicle Miles of Travel	
Energy and Fuel Use	✓
Cold Starts	
Hard Accelerations	




North Texas Freight Terminal Electrification 2019

Funding Source: Environmental Protection Agency National Clean Diesel Funding Assistance Program

Funding Category	Amount
2018 EPA Funds Awarded	\$960,225
NCTCOG Administration	\$39,775
Total Funds Available	\$1,000,000


Benefits Anticipated	Lifetime Impacts
Nitrogen Oxides Reductions	53.69 Tons
Particulate Matter (PM) Reductions	11.88 Tons



North Texas Freight Terminal Electrification 2019

Eligible Applicants: Freight Terminals and Distribution Centers

Eligible Activities	Funding Threshold	Estimated Unit Cost
Electrified Parking Spaces	30% of estimated unit cost up to \$3,600/space	\$12,000
Power Monitoring Equipment	30% of estimated unit cost up to \$1,800/equipment	\$6,000
Electric Power Kit	30% of estimated unit cost up to \$900/kit	\$3,000



Proposed Call For Projects Details

Structure:

Competitive Application Process

Selection Criteria:

Quantitative Analysis


Cost Per Ton NO_x Emissions Reduced

Purpose: Maximize Emissions Reductions

Qualitative Assessment


Subrecipient Location, Risk and Oversight Criteria

Purpose: Balance Project Benefits with Administrative Burden



Proposed Schedule

Milestone	Estimated Timeframe
STTC Approval to Open CFP	August 23, 2019
RTC Approval to Open CFP	September 12, 2019
CFP Opens	September 13, 2019
Application Deadline	December 13, 2019 at 5 pm
Staff Funding Recommendations Finalized	February/March 2020
STTC Action	March 2020
RTC Action	April 2020
Executive Board Authorization	April 2020
If Needed, Reopen CFP to Fully Award Funds	As Needed Beginning January/February 2020
Project Implementation Deadline	March 31, 2021




Action Requested

Recommend RTC Approval Of:

Call for Projects Details
Selection Criteria

Schedule

If Needed, Reopen Call for Projects to Fully Award Funds



For More Information

Huong Duong

Transportation Air Quality Planner

817-704-5678

hduong@nctcog.org

Jason Brown


Principal Air Quality Planner

817-704-2514

jbrown@nctcog.org

Website

www.nctcog.org/aqfunding



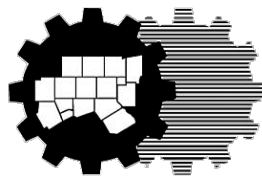
Interstate Highway 45 Zero-Emission Vehicle Corridor Plan and Alternative Fuel Updates

Surface Transportation Technical Committee

August 23, 2019

Bethany Hyatt

Air Quality Planner



North Central Texas
Council of Governments

Background

Section 1413 of the Fixing America's Surface Transportation Act

USDOT Required to Designate Corridors to Improve Mobility of Vehicles Using Certain Alternative Fuels:



Electric Charging



Hydrogen



Propane



**Natural Gas
(CNG and LNG)**

Benefits of Corridor Designation

- Prioritize Future Fueling Station Investment
- Accelerate Public Interest/Awareness with Signage
- Improves User Experience (Reliability & Wayfinding)

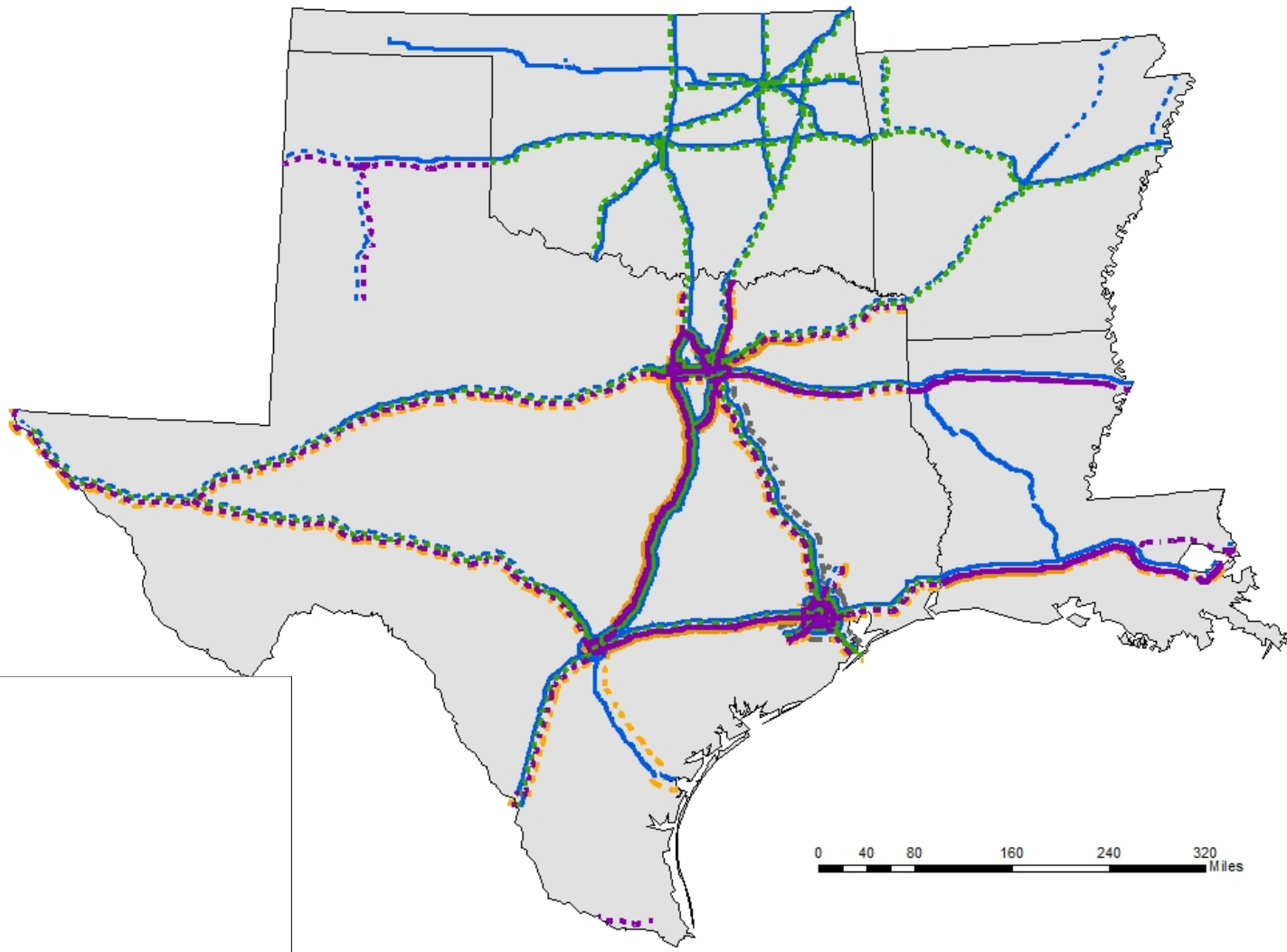
Schedule & History

- 2016: Round 1 Nominations Submitted by NCTCOG, H-GAC, TxDOT
- 2017: Round 2 Nominations Submitted by TxDOT, RTC Submitted Requests to TxDOT
- 2018: Round 3 Nominations Submitted by TxDOT, RTC Submitted Requests to TxDOT
- 2019: Round 4 Nominations Opening Fall 2019

2018 Submittal

Corridor	Section	Fuel Type	RTC Recommended	TxDOT Submitted	FHWA Designated
IH 635	Metro Loop	CNG, Propane, Electric	✓	✓	✓
IH 820	Metro Loop	CNG, Propane, Electric	✓	✓	✓
US 67	Cleburne to IH 20	CNG	✓	✓	
US 287	Ennis to Amarillo	CNG, Propane, Electric	✓	✓	
US 380		CNG, Propane, Electric	✓	✓	


All FHWA-Designated Alternative Fuel Corridors for Texas and Neighboring States



16
Interstates

1
State Highway

1
US Highway



Data Downloaded from FHWA Website and AFDC Station Locator



August 2019 - NCTCOG

FHWA-Designated Gaseous Alternative Fuel Corridors

Compressed Natural Gas (CNG)

--- Corridor Pending

— Corridor Ready

Liquefied Natural Gas (LNG)

--- Corridor Pending

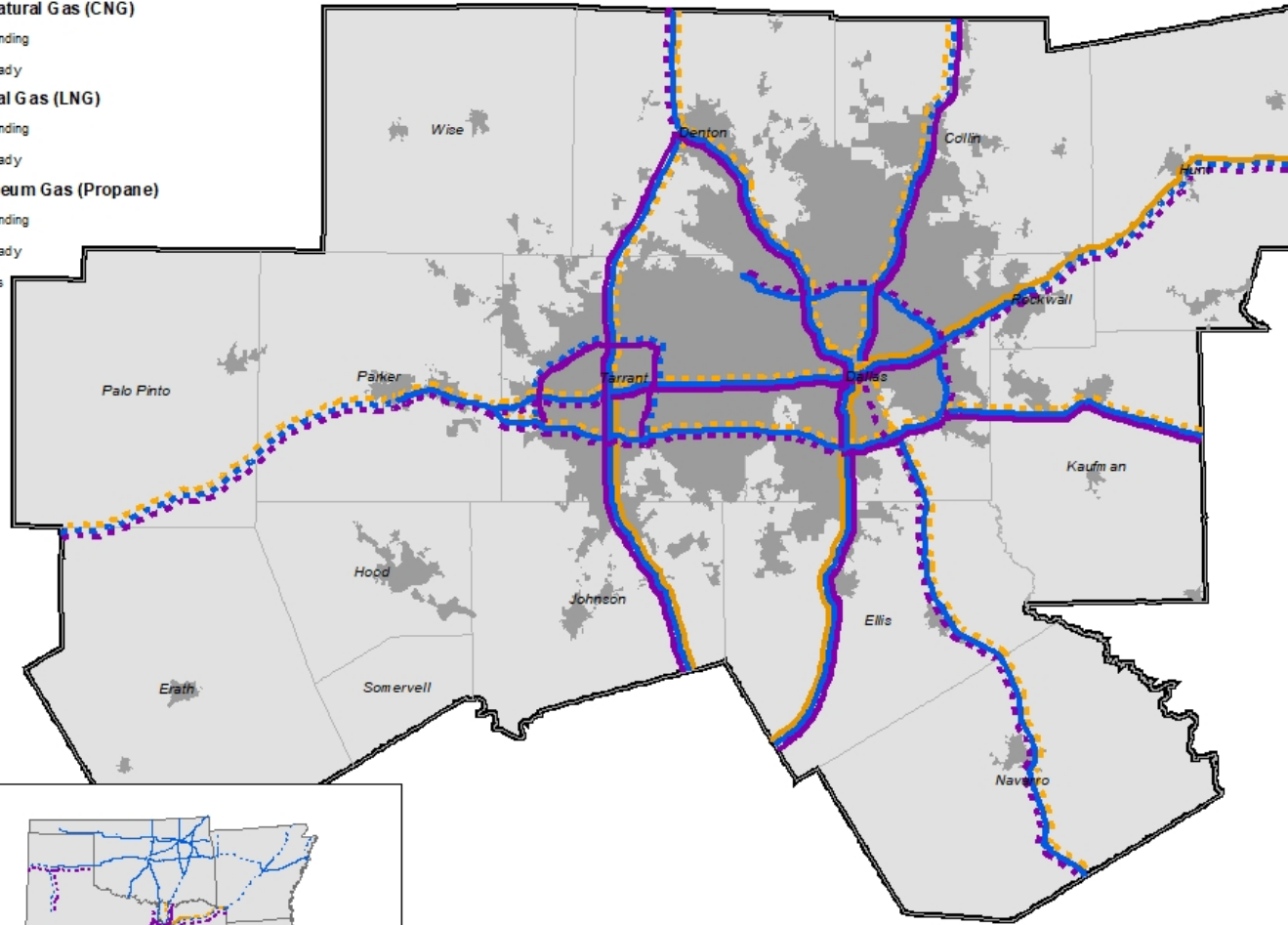
— Corridor Ready

Liquefied Petroleum Gas (Propane)

--- Corridor Pending

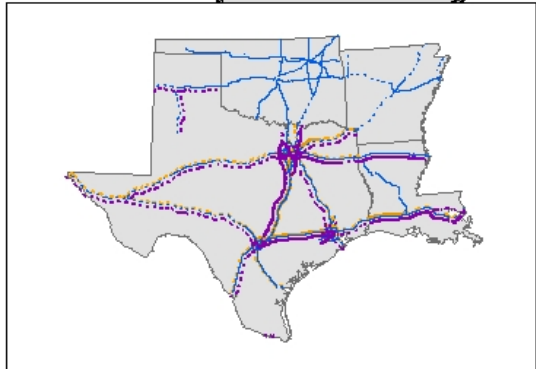
— Corridor Ready

■ Urban Areas



Increasingly Important for Medium and Heavy-Duty Vehicles

Utilized Frequently in the Freight Industry



FHWA-Designated Zero-Emission Vehicle Corridors

Hydrogen Fuel Cell Electric Vehicles (FCEV)

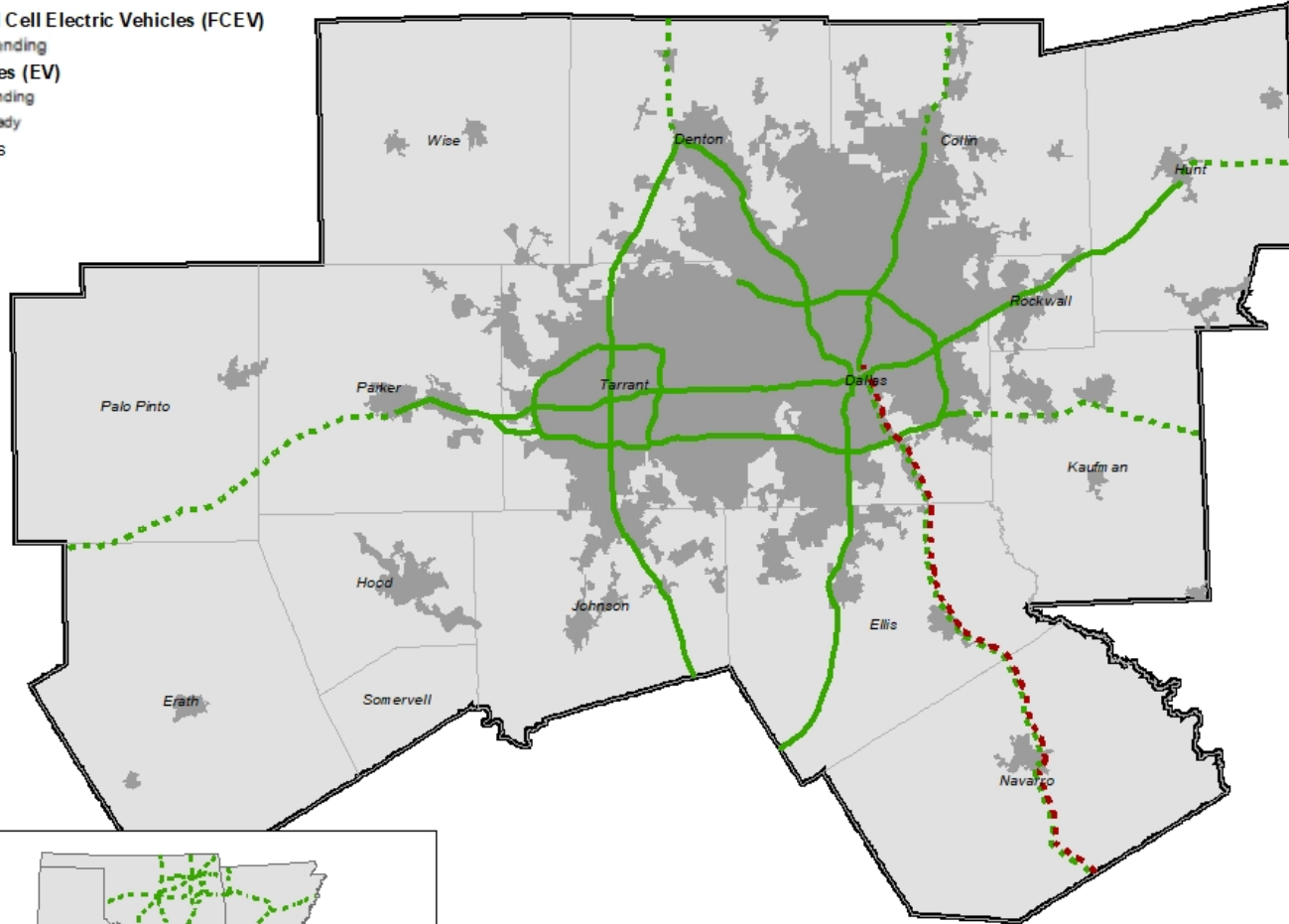
■ Corridor Pending

Electric Vehicles (EV)

■ Corridor Pending

■ Corridor Ready

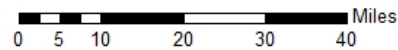
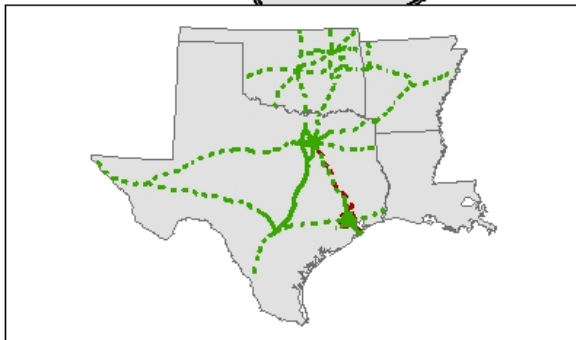
■ Urban Areas



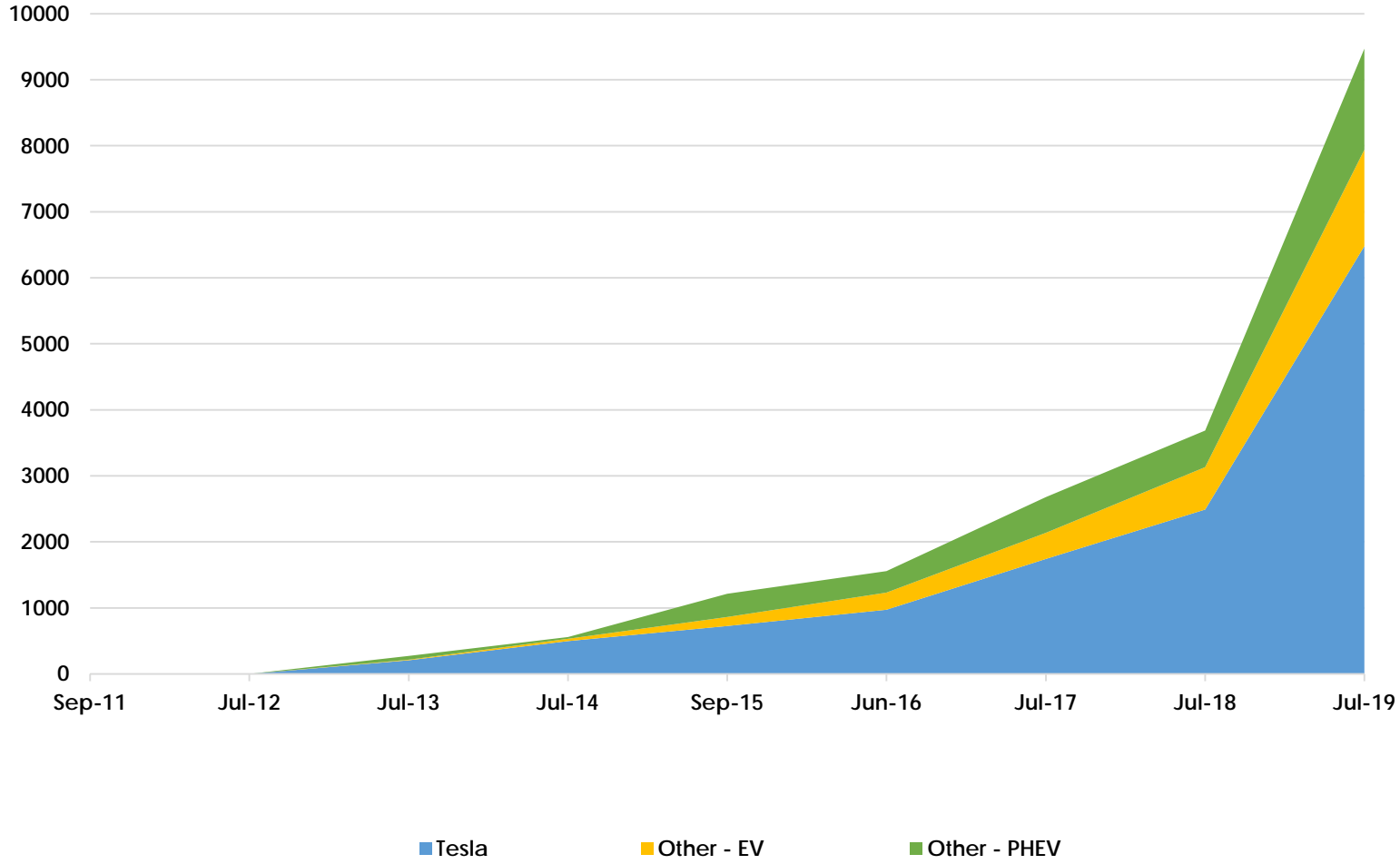
Hydrogen Fuel Cell Class 8 Trucks Have Been Developed



Toyota Zero-Emission Truck, NCTCOG Staff Photo



North Texas Electric Vehicle (EV) Registrations As of July 2019



Total Registered Electric Vehicles: 9473

Top 5 EV Makes/Models in North Central Texas:

- 1. Tesla Model 3: 4279**
- 2. Tesla Model S: 1773**
- 3. Tesla Model X: 789**
- 4. Chevrolet Volt: 721**
- 5. Ford Fusion: 396**

Join Us for National Drive Electric Week!

NATIONAL DRIVE ELECTRIC WEEK



Largest
showcase of
EVs in Texas



2nd largest EV
event in the
country



Learn from real
North Texas
owners

9.21.19



**Join the rEVolution @
driveelectricdfw.org**

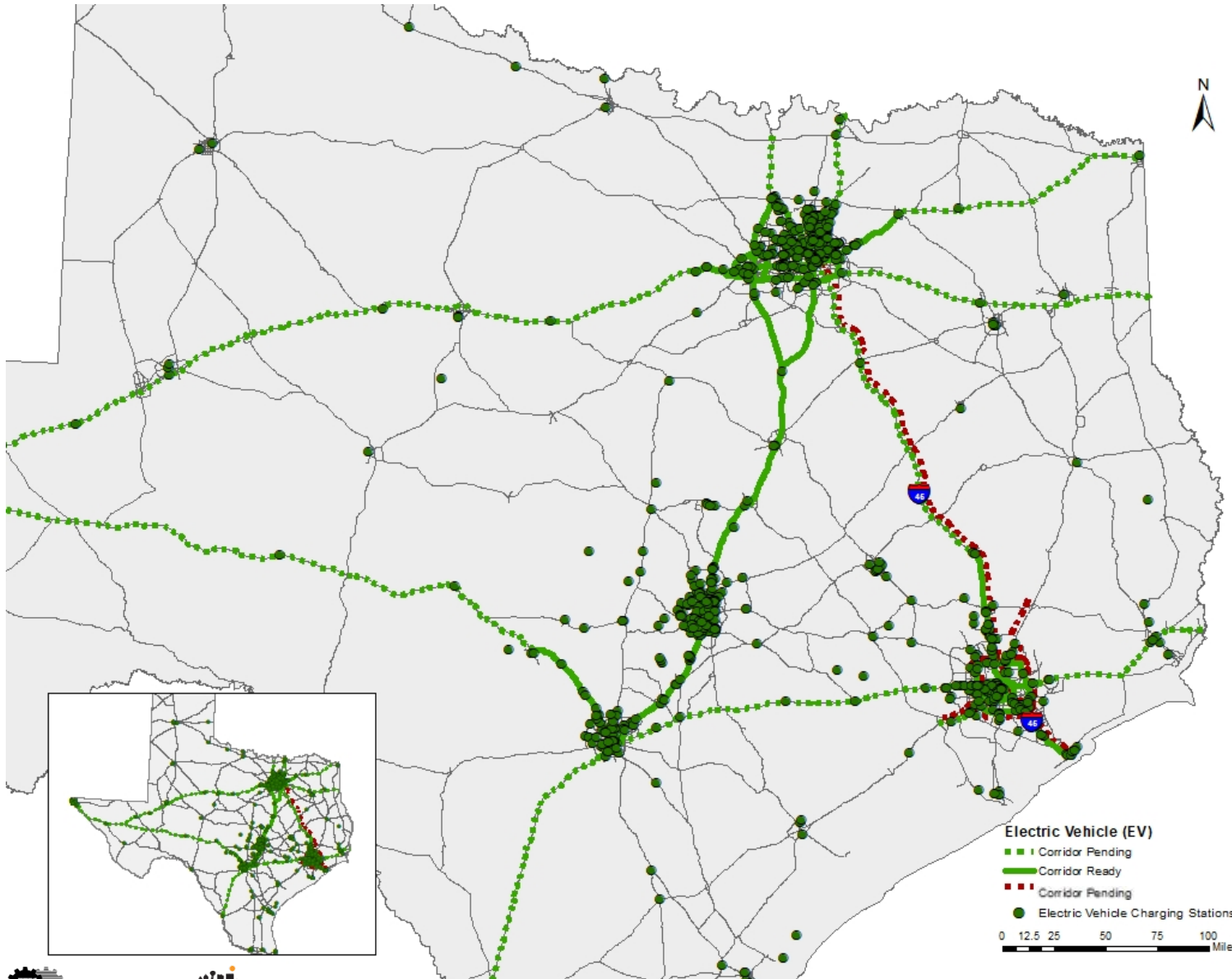
Two Events:

Friday September 20:
Planning Workshop

Saturday September 21:
Showcase Event with Electric
Vehicle Owners, Dealers, Other
Complementary Technologies

www.driveelectricdfw.org

FHWA Solicitation for Alternative Fuels Corridor Deployment Plans



Goals:

1. Develop an Infrastructure Deployment Plan
2. Transition Corridors from “Pending” to “Ready”
3. Identify Public-Private Partnerships

Applications Due: September 9, 2019

Projects Due: November 30, 2020

Funding Level: \$60,000-\$80,000

NCTCOG Proposal:

Collaborate with H-GAC to Develop Electric and Hydrogen Plan along I-45 to Create Zero Emission Vehicle Corridor
Request Full Funding; Provide 20% Required Match Using RTC Local

For More Information

Bethany Hyatt

Air Quality Planner

(817) 704 5663

Bhyatt@nctcog.org

Lori Clark

Program Manager and

DFW Clean Cities Coordinator

(817) 695-9232

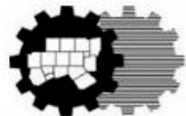
Lclark@nctcog.org

www.dfwcleancities.org/altfuelcorridors and www.dfwcleancities.org/evnt

2020 UNIFIED TRANSPORTATION PROGRAM AND REGIONAL 10-YEAR PLAN UPDATE

Surface Transportation Technical Committee

August 23, 2019



North Central Texas
Council of Governments
Transportation Department

BACKGROUND

- The updated Regional 10-Year Plan project listing was approved by the Regional Transportation Council (RTC) on May 9, 2019.
- Project lists were submitted to Texas Department of Transportation (TxDOT) headquarters by the TxDOT districts in June.
- In July 2019, TxDOT released a draft 2020 Unified Transportation Program (UTP) listing and held a public meeting.
- Most of the projects the RTC approved with Category 2 and 12 funds are proposed to be funded in the draft 2020 UTP.
- North Central Texas Council of Governments (NCTCOG)/RTC submitted public comments on several projects, including requesting that all RTC-approved Category 2 funds be placed in the UTP.

FUNDING CHANGES MADE SINCE APRIL STTC MEETING

- Switch Funds
 - North/South Roadways (Collin County) - Reduce Category 2 by \$50,000,000 and Increase Category 12 by \$50,000,000
 - IH 30 (Rockwall County) - Increase Category 2 by \$100,000,000, Add \$50,000,000 Category 5 (CMAQ), and Reduce Category 12 by \$150,000,000
 - Southeast Connector (Tarrant County) - Increase Category 2 by \$170,000,000 and Reduce Category 12 by \$170,000,000
- Lack of Detail (remove funding temporarily)
 - IH 35E - Lower Stemmons (Dallas County) - Remove \$900,000,000 of Category 12
 - Greenbelt/Regional Outer Loop at FM 428 (Denton County) - Remove \$50,000,000 of Category 2
 - IH 30 (Tarrant County) - Remove \$170,000,000 of Category 2

FUNDING CHANGES MADE SINCE APRIL STTC MEETING, CONT.

- New Additions
 - IH 35 (Denton County) - Add \$686,275,558 of Category 12
- Increase Funding
 - SH 205 (Rockwall County) - Increase Category 2 by ~~\$15,707,442~~ \$17,550,000
- Minor Funding Changes
 - The TTC approved a series of changes in funding amounts in Categories 2, 4, and 12
 - NCTCOG staff is updating the Region's 10-Year Plan listing to show these differences
 - The updated table will be sent to the Committee upon completion

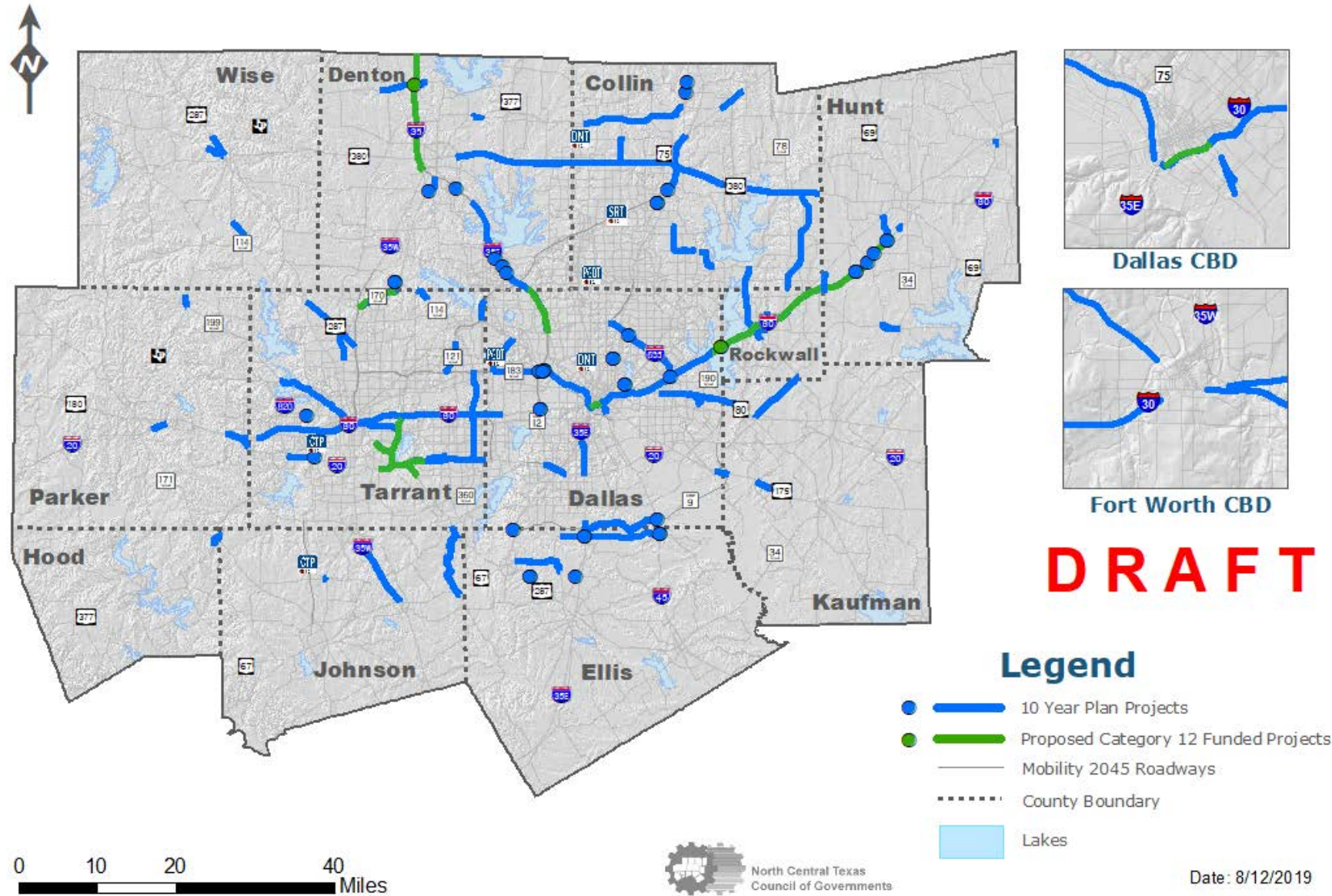
PROJECTS PROPOSED TO BE FUNDED WITH CATEGORY 12 FUNDS IN DRAFT 2020 UTP

- IH 30 (Canyon) in Dallas County - \$300 million
- IH 30 (from County Line to FM 1570) in Hunt County - \$40 million
- IH 30 in Dallas/Rockwall County - \$694 million
- IH 35 (from IH 35E/W Split to County Line) in Denton County - \$866 million
- IH 35E (IH 635 to Denton County Line) in Dallas County - \$600 million
- SH 170 in Tarrant County - \$155 million
- Southeast Connector in Tarrant County - \$1.59 billion

*Funding amounts include all funding sources

Dallas-Fort Worth Regional 10 Year Plan Projects

FY 2017 - FY 2029



NEXT STEPS

- Await final approval of the UTP by TTC at its August 2019 meeting.
- Update the Regional 10-Year Plan to reflect what is approved in the UTP and request RTC approval of it in September.

CONTACT/QUESTIONS?

Christie J. Gotti
Senior Program Manager
Ph: (817) 608-2338
cgotti@nctcog.org

Brian Dell
Senior Transportation Planner
Ph: (817) 704-5694
bdell@nctcog.org

Evan Newton
Transportation Planner
Ph: (817) 695-9260
enewton@nctcog.org

AIRCHECKTEXAS PROGRAM CLOSE OUT: LOCAL FUNDS REQUEST

Surface Transportation Technical Committee

August 23, 2019



**Chris Klaus
Senior Program Manager
North Central Texas Council of Governments**



PROGRAM ACCOMPLISHMENTS

November 2002 - July 2019

Applications Processed: 137,633

Vehicles Retired and Replaced: 72,836

Total Financial Assistance: \$124 Million

Emission Reduction Benefits: 140 tons Nitrogen Oxide (NOx)



PROGRAM CLOSE OUT

DATES:

- **April 8** – Last Day for Applications
- **May 17** – All Vouchers Expired
- **June 14** – Last Day for Vendors to Submit Vouchers for Reimbursement
- **June 21** – Shut Down Credit Cards
- **June 28** – Last Day to Charge to the Grant
- **September 30** – Quarterly Reports
- **December 30** – Close Out Report

ELEMENTS:

- Partner & Vendor Communications
- Toll Free 800 Line
- Vendor Telephone Line
- Fax to Email Service
- Website
- Dataset Subscriptions
- Staff
- Disposition of Assets
- Contract/Agreement Requirements

CONTRACTAL REQUIREMENTS BEYOND CLOSE OUT

FILE RETENTION – Per the Uniform Grant Management Standards (UGMS) & Inter-County Agreements, all program files (electronic & hard copies) must be retained for a period of three years beyond the contract expiration date.

DATA MANAGEMENT – Storing and protecting data/software, by ensuring appropriate security measures are in place to preserve the integrity of the information.

AUDITS – While complying with file retention and data management rules, data must remain accessible, so that if/when requested it may be made available in a timely manner.

PROGRAM INNOVATIONS = LOCAL FUNDS

REBATES:

Partnership with credit card vendor created monetary rebates for each transaction: approximately \$1.5 million

INTEREST:

AirCheckTexas County funds were placed in an interest bearing account: approximately \$2.3 million.

TOTAL LOCAL FUNDS:

\$3,864,000 projected earnings through December 2019

PROPOSING FUND RETENTION

Assist with post close out obligations – File retention, records management, and future audits.

New initiatives to substitute those terminated as the region remains in non-compliance with National Ambient Air Quality Standards for ozone.

- **Emissions Enforcement Task Forces**

Retaining local interest and rebate funds would help the region stay the course and maintain an air quality focus.

AIRCHECKTEXAS STAFF RECOGNITION

Jason Brown

Juan Barron-Luna

Lorena Carrillo*

Shawn Dintino

Nathaniel Dover*

Jackson Enberg*

DJ Hale

Dora Kelly*

Chris Klaus*

Anthony Moffa

Darshan Patel*

Trey Pope*

Robby Sprosty*

Shannon Stevenson

Kim Wilder*

Norma Zuniga*

*Staff on board through end of program.

ACTION TAKEN

RTC Chair transmitted a letter to the TCEQ requesting that approximately \$3.8M from the generated interest and rebate remain in the region to assist with future air quality efforts, particularly as no replacement program has been identified. To date, TCEQ has not responded.

CONTACT INFORMATION

Chris Klaus
Senior Program Manager
(817) 695-9286
cklaus@nctcog.org