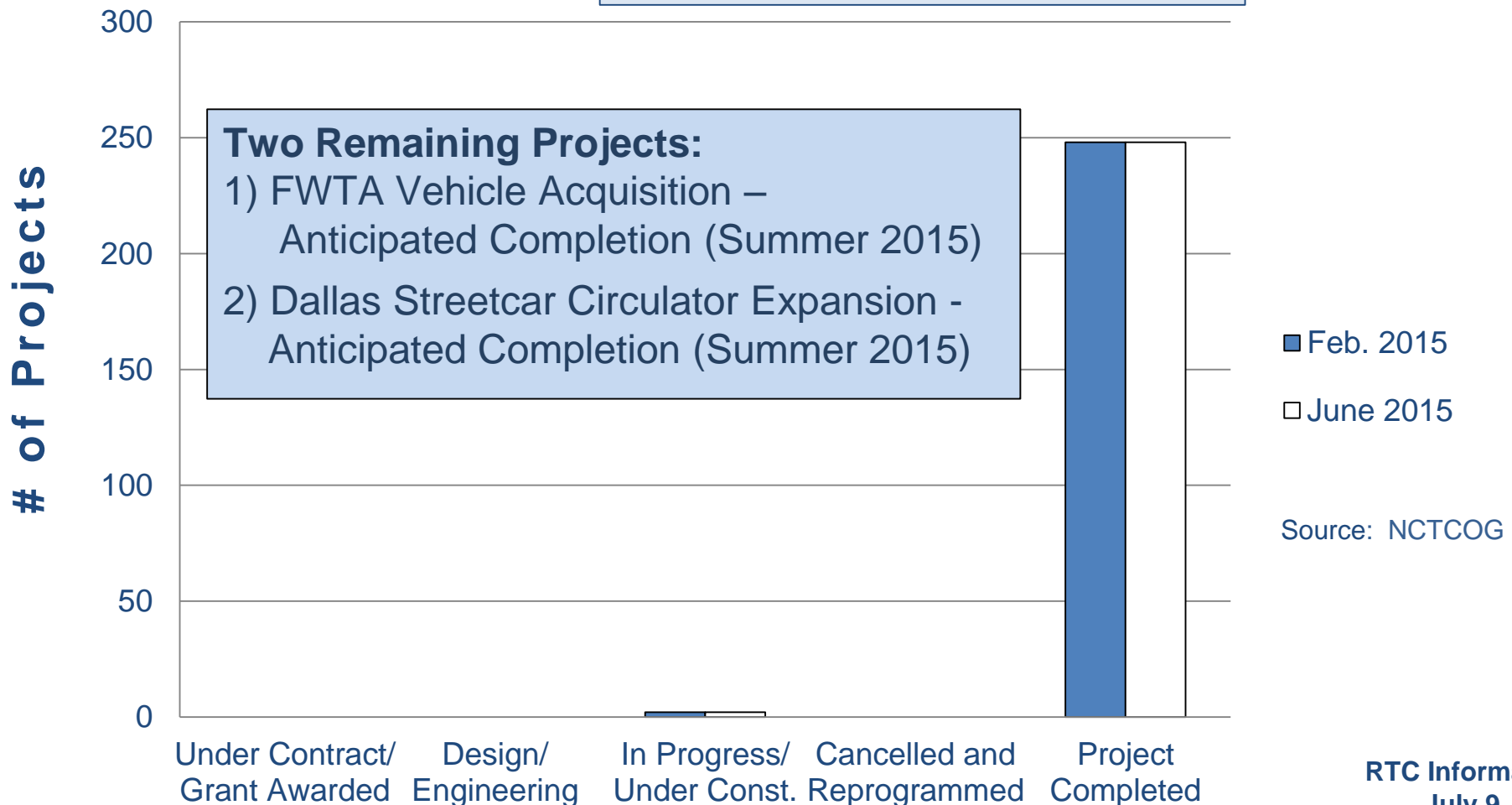


STATUS OF ARRA PROJECTS REPORTED IN JUNE 2015

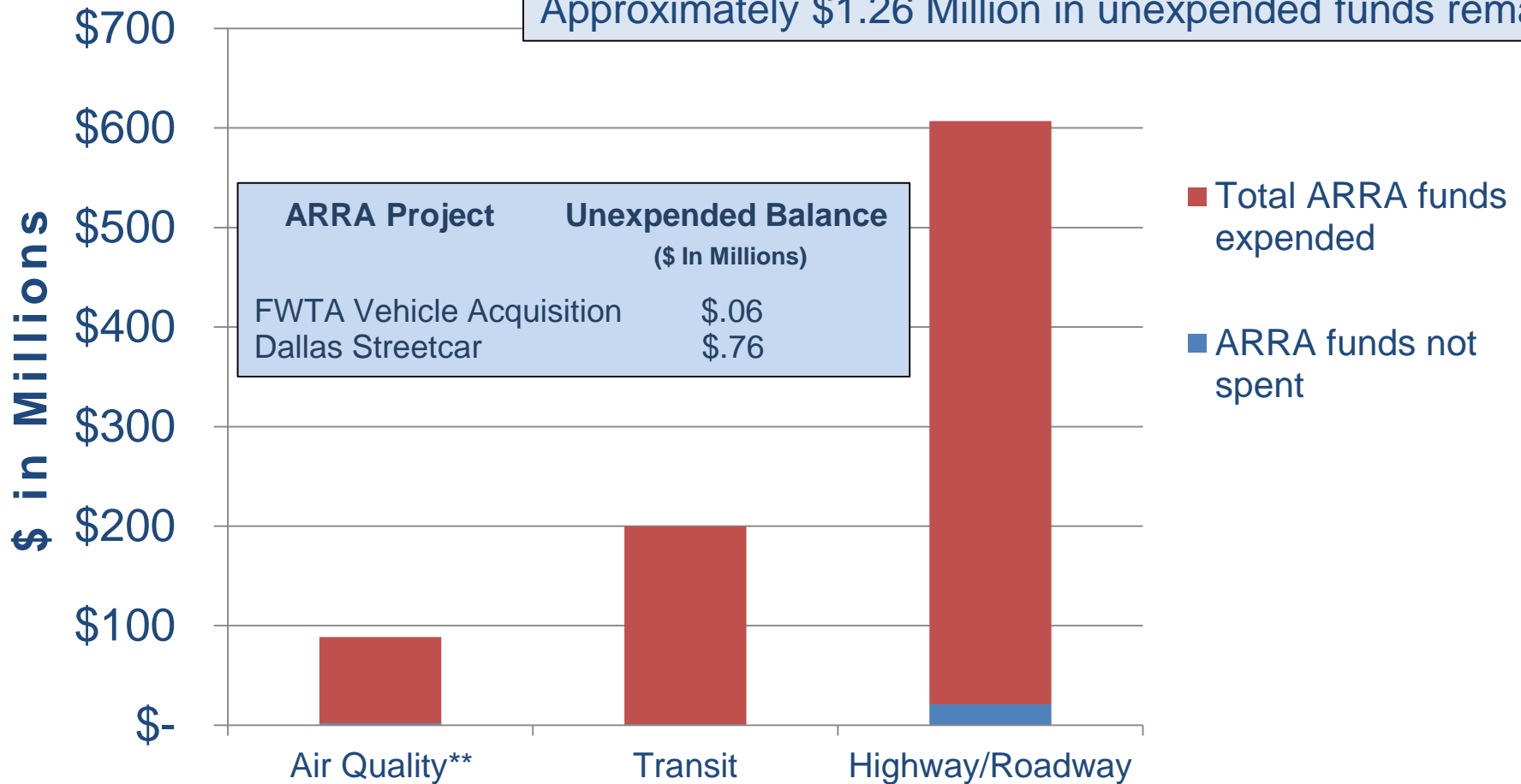
248 of 250 completed projects
2 projects still under construction



ARRA EXPENDITURES

REPORTED IN JUNE 2015

Over \$885 Million expended to date (99%)
 Approximately \$1.26 Million in unexpended funds remain*

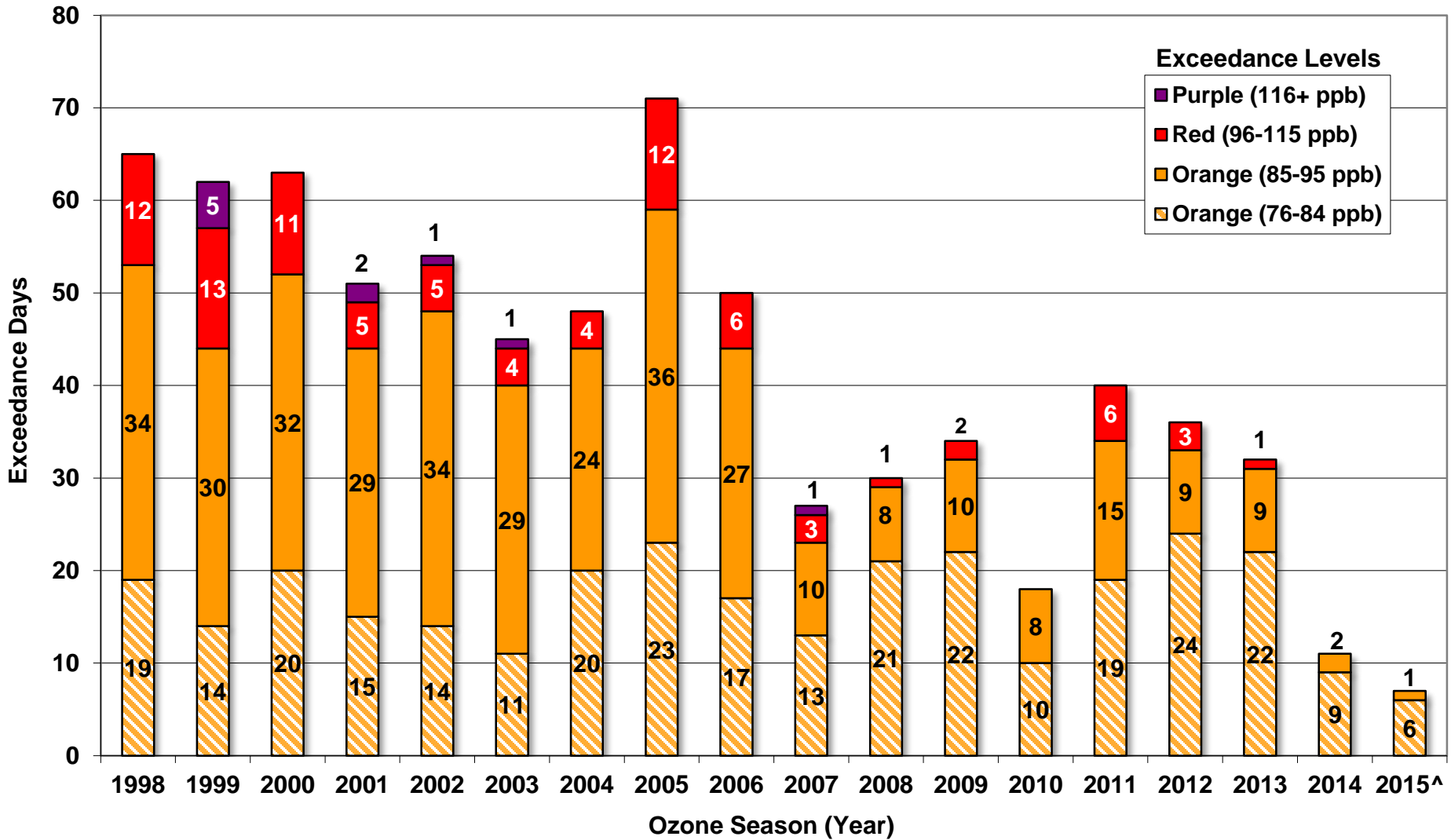


*Includes ARRA completed projects with an outstanding balance


**Includes DOE, EPA, & SECO Projects

2015 OZONE SEASON

8-Hour Ozone Exceedance Days



Exceedance Level indicates daily maximum eight-hour average ozone concentration. Exceedance Levels are based on Air Quality Index (AQI) thresholds established by the EPA for the revised ozone standard of 75 ppb.

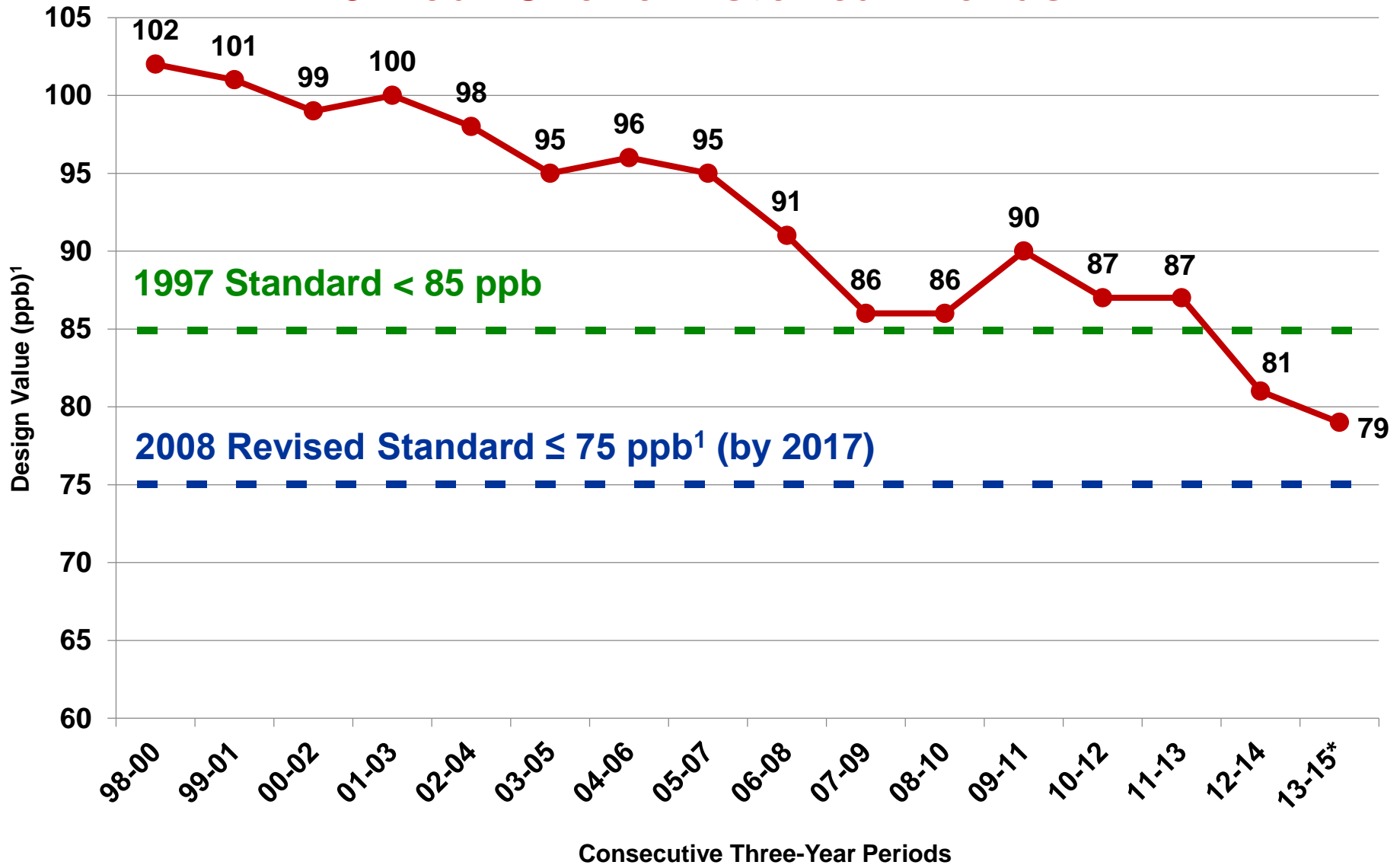
 = Additional level orange exceedance days under the revised standard that were not exceedances under the previous 84 ppb standard. (AQI level orange = 76-95 ppb)

^Not a full year of data, current as of 7/08/2015

Source: TCEQ, http://www.tceq.state.tx.us/cgi-bin/compliance/monops/8hr_monthly.pl
ppb = parts per billion

2015 OZONE SEASON

8-Hour Ozone Historical Trends



¹Attainment Goal - According to the US EPA National Ambient Air Quality Standards, attainment is reached when, at each monitor, the *Design Value* (three-year average of the annual fourth-highest daily maximum 8-hour average ozone concentration) is equal to or less than 75 parts per billion (ppb).

*Not a full year of data. Current as of 7/08/2015.

2015 OZONE SEASON

References

For Technical Information:

Jenny Narvaez
Principal Air Quality
Planner
jnarvaez@nctcog.org
817-608-2342

Jody Loza
Air Quality Planner
jloza@nctcog.org
817-704-5609

For Air North Texas Information:

Mindy Mize
Program Manager
mmize@nctcog.org
817-608-2346

Pamela Burns
DFW Clean Cities Coordinator
Communications Supervisor
pburns@nctcog.org
817-704-2510

Air North Texas: www.airnorthtexas.org
NCTCOG Ozone Updates: www.nctcog/ozone

FY2016 and FY2017
Unified Planning Work Program
for Regional Transportation Planning

Regional Transportation Council
July 9, 2015

Unified Planning Work Program

**Required by Moving Ahead for Progress in the 21st
Century (MAP-21)**

Summarizes Annual MPO Funding

Addresses Regional and Local Issues

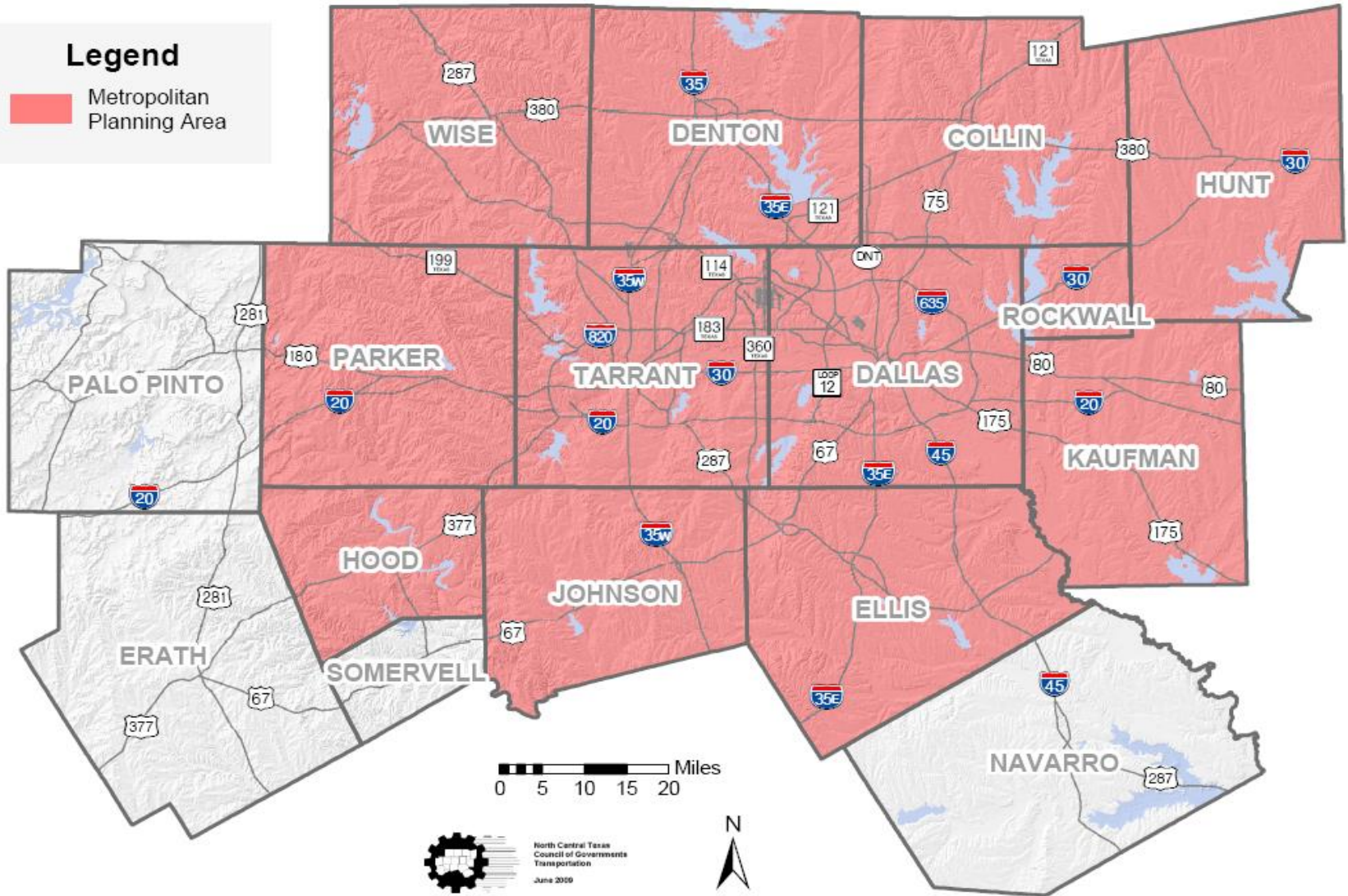
Inventories Planning and Programming Activities

Allocates Available Funds to Specific Tasks

Dallas-Fort Worth Metropolitan Area

Legend

 Metropolitan Planning Area



Unified Planning Work Program Structure

Task 1 – Administration/Management

Task 2 – Data Development and Maintenance

**Task 3 – Short-Range Planning and Programming,
and Air Quality and Transit Operations**

Task 4 – Metropolitan Transportation Plan

Task 5 – Special Studies and System Operation

Implemented Through:

29 Subtasks

150+ Programs/Projects

Funded Through:

15 Revenue Sources

100+ Grants

Unified Planning Work Program

FY2016 and FY2017 Major Planning Initiatives

- ▶ **Mobility 2040/Air Quality Conformity**
- ▶ **2017-2020 Transportation Improvement Program**
- ▶ **Survey Data Analysis/Travel Model Enhancement**
- ▶ **High Speed Rail**
- ▶ **SH 183/SH 199**
- ▶ **Asset Management (IH 20/IH 30-Parker/Tarrant counties, IH 30-Dallas/Rockwall counties, US 75-Collin/Dallas counties)**
- ▶ **Bicycle and Pedestrian Safety**
- ▶ **Managed Lane Technology Assessment**
- ▶ **2015 Regional Joint Land-use Study**
- ▶ **Performance-based Planning**

Unified Planning Work Program Planning Agreement

Memorandum of Agreement Between the Dallas-Fort Worth Metropolitan Planning Organization, the Texas Department of Transportation, and the Public Transportation Operators

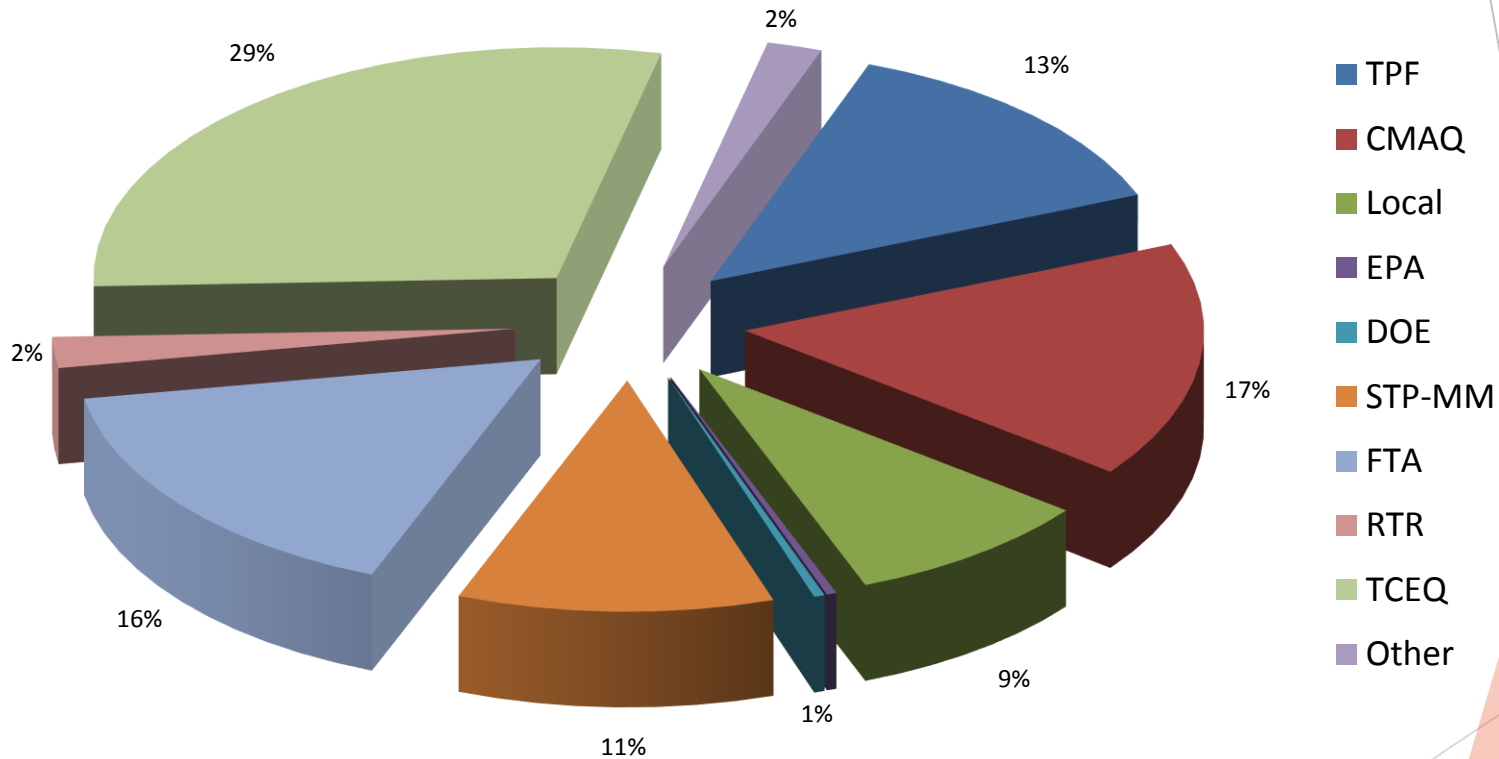
***Metropolitan Planning Organization
Regional Transportation Council
North Central Texas Council of Governments
Texas Department of Transportation
Dallas, Fort Worth, and Paris Districts
Dallas Area Rapid Transit
Fort Worth Transportation Authority
Denton County Transportation Authority
North Texas Tollway Authority
Collin County Toll Road Authority
Dallas/Fort Worth International Airport***

Unified Planning Work Program FY2016 and FY2017 Funding Summary

FY2016 and FY2017 US FTA (Sec. 5303)	\$ 5,383,956
FY2016 and FY2017 US FHWA (Estimated PL)	\$13,060,678
FY2015 US FHWA (Estimated PL-Carryover)	<u>\$ 6,214,898</u>
Total Transportation Planning Funds	\$24,659,532
Anticipated Expenditures	\$20,235,000
PL Balance to Carry Over to FY2018	\$ 4,424,532

Unified Planning Work Program Funding Summary

Summary of Total Funding
\$151,686,000



Unified Planning Work Program Development Schedule

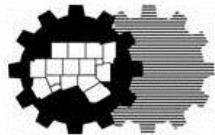
DATE	UPWP DEVELOPMENT
February 2-3	Public Notification of UPWP Development Initialization
February 23	Issuance of Request for NCTCOG Assistance
February 27	STTC Notification of UPWP Development
March 12	RTC Reminder of UPWP Development
March 20	Project Submittals for NCTCOG Assistance Due
May 22	Document Summary Presented to STTC for Information
June 5	Draft Document Due to TxDOT for Review Draft Document Provided to STTC for Review
June 8	Public Meeting on Draft Document
June 11	Document Summary Presented to RTC for Information
June 26	STTC Action on Recommended UPWP
July 9	RTC Action on Recommended UPWP
July 23	Executive Board Action on Recommended UPWP
August 3	Final Document Due to TxDOT

Unified Planning Work Program Contact Information

Dan Kessler
Assistant Director of Transportation
817-695-9248
dkessler@nctcog.org

Vickie Alexander
Administrative Program Supervisor
817-695-9242
valexander@nctcog.org

<http://www.nctcog.org/trans/admin/upwp>



**North Central Texas
Council of Governments
Transportation Department**



SH 360 INTERCHANGE PARTNERSHIP

Regional Transportation Council
July 9, 2015

Michael Morris, P.E.
Director of Transportation

SH 360 Thoroughfares (8 Total)

	Arlington	Grand Prairie	Mansfield
Camp Wisdom/Sublett	✓	✓	
Lynn Creek/Webb Lynn	✓	✓	
New York	✓	✓	
Ragland/Debbie Lane	✓	✓	
Holland			✓
Broad			✓
Heritage			✓
Lone Star			✓

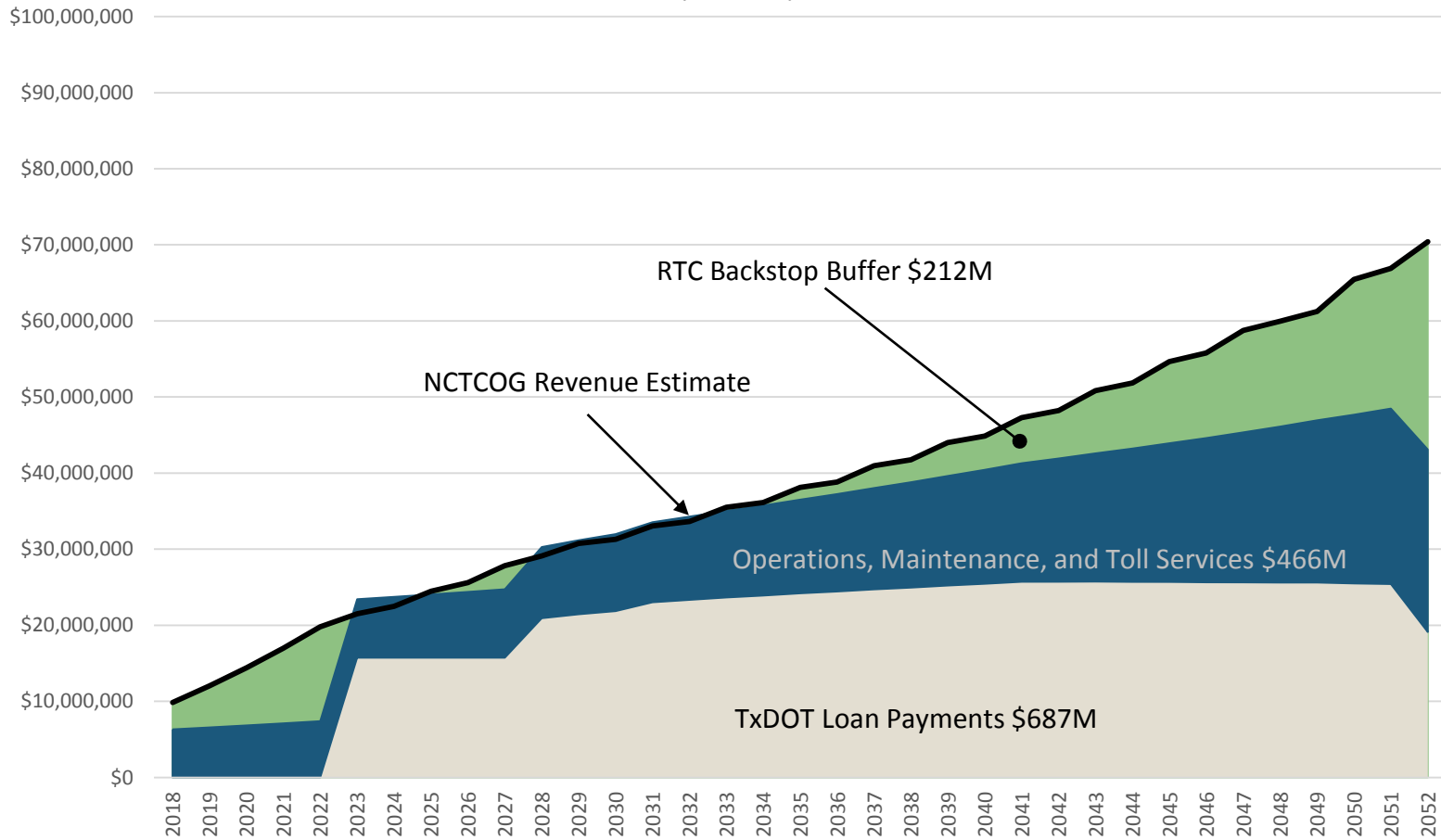
(No Connection at Matlock)

Cost Share

Arlington	\$ 1,180,000
Mansfield	9,960,000
Grand Prairie	6,980,000
Tarrant County	3,000,000
RTC	7,000,000
	\$ 28,120,000

Revenue and Cost Analysis

SH 360 Revenue and Cost Analysis
(35 Years)



Source: North Central Texas Council of Governments
Elizabeth Whitaker
February 13, 2014

**\$30M LOAN REPAYMENT
AND
ACCOUNTING OF SH 360
INTERCHANGE PARTNERSHIP**

BACKGROUND


- In June 2012, the RTC approved a \$30 million contingency loan from the Eastern Subregion to the Western Subregion for improvements on IH 35W at IH 820
- The loan was comprised of:
 - \$20 million from SH 183/Midtown Express project
 - \$10 million from Loop 9 project

LOAN & REPAYMENT SUMMARY

Western Subregion

Eastern Subregion

IH 35W



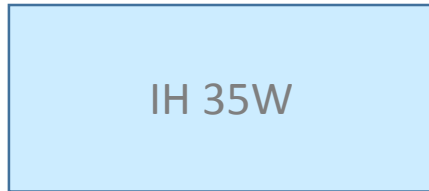
1. RTC approved a \$30M contingency loan from the East to the West

\$20M SH 183/Midtown Express
\$10M Loop 9

LOAN & REPAYMENT SUMMARY

Western Subregion

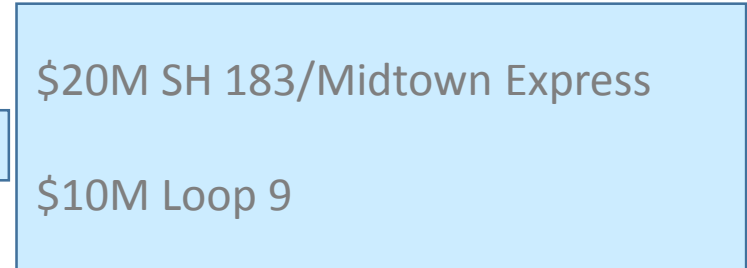
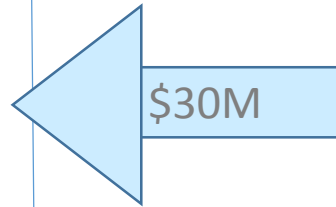
Eastern Subregion



2. TTC and RTC partner to bring \$600M to the region for SH 183



1. RTC approved a \$30M contingency loan from the East to the West

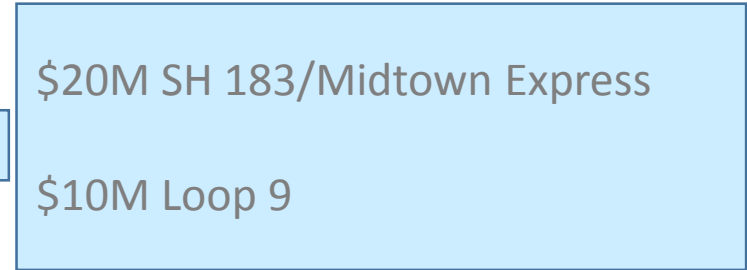
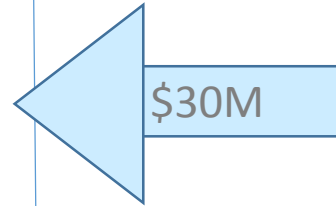


LOAN & REPAYMENT SUMMARY

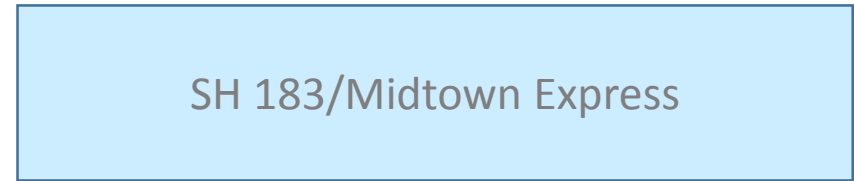
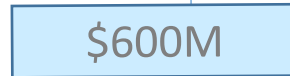
Western Subregion

Eastern Subregion

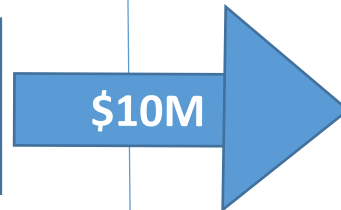
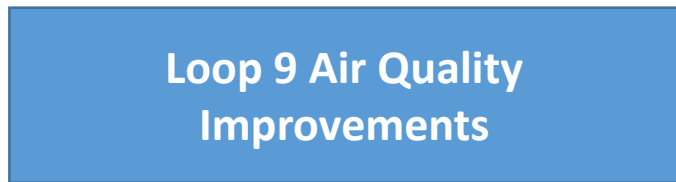
1. RTC approved a \$30M contingency loan from the East to the West



2. TTC and RTC partner to bring \$600M to the region for SH 183



3. Staff proposes to repay \$10M in CMAQ from the West to the Loop 9 project



LOAN & REPAYMENT SUMMARY

Western Subregion

Eastern Subregion

IH 35W

\$20M SH 183/Midtown Express
\$10M Loop 9

\$30M

2. TTC and RTC partner to bring \$600M to the region for SH 183

\$600M

SH 183/Midtown Express

3. Staff proposes to repay \$10M in CMAQ from the West to the Loop 9 project.

\$10M

Loop 9 Air Quality Improvements

4. Staff proposes to send \$7M in RTR funds to the West from the East to help balance regional equity

\$7M

SH 360 Interchange Partnership

SUMMARY OF \$30 MILLION LOAN REPAYMENT PROPOSAL

- **SH 183/Midtown Express:**

- The Texas Transportation Commission (TTC) awarded \$600 million to the SH 183/Midtown Express project in August 2013.
- As the \$600 million is significantly higher than the \$20 million loaned to the IH 35W at IH 820 project, staff recommends considering that contribution to be the repayment.
- However, the existing East/West Equity table will be adjusted to move the \$20 million repayment from the Eastern ledger to the Western ledger

- **Loop 9:**

- Staff proposes to repay the \$10 million Loop 9 loan by funding \$10 million in Congestion Mitigation Air Quality Improvement Program (CMAQ)-eligible improvements along the Loop 9 corridor

EAST/WEST EQUITY CONSIDERATIONS

Equity Target:

Western Subregion: 32%

Eastern Subregion: 68%

Current Distribution:

Western Subregion: 29%

Eastern Subregion: 71%

Equates to:

≈\$28M over in the East

Current Subregion Funding		
	In \$ millions	
	Western	Eastern
SAFETEA-LU	\$619.76	\$1,588.48
MAP-21	343.98	819.52
Cumulative Total	\$963.74	\$2,408.00
Percent Shares	28.58%	71.42%

NOTE: Updates to the East/West Equity table will be brought back to the Council next quarter.

OTHER CONSIDERATIONS INCLUDING EAST/WEST EQUITY

- **Southern Gateway:**
 - Anticipate receiving TTC funding for Southern Gateway
 - If funds are not formula allocated, the Western Subregion allocation will be further out of balance
- **SH 360 Interchange Partnership:**
 - Allocate \$7 million for SH 360 Interchange Partnership from the Eastern Subregion Regional Toll Revenue (RTR) Allocation

REQUESTED ACTION

Approval of :

- The \$30 million loan repayment to include:
 - Recognition of the TTC's \$600 million investment on SH 183/ Midtown Express as repayment of the previous \$20 million loan (adjust \$20 million to come from Western share of project vs. Eastern share)
 - Approval of \$10 million in CMAQ funds for the Loop 9 corridor from the Western Subregion allocation
 - Approval of \$7 million in RTR funds for SH 360 Interchange Partnership to come from Eastern Subregion allocation
- Staff to administratively amend the 2015-2018 TIP/STIP to reflect these changes, if needed

QUESTIONS/COMMENTS?

Christie Gotti

Senior Program Manager

Ph: 817/608-2338

cgotti@nctcog.org

Adam Beckom, AICP

Principal Transportation Planner

Ph: 817/608-2344

abeckom@nctcog.org

PROPOSED AIR QUALITY AND MANAGEMENT/OPERATIONS PROGRAMS AND PROJECTS: Response to New Air Quality Conformity Initiatives

**Regional Transportation Council
July 9, 2015**

Christie J. Gotti

North Central Texas Council of Governments

<http://www.nctcog.org/trans/tip>



BACKGROUND

- **STTC and RTC typically consider extending existing and funding new regional air quality and management/operations programs every few years**
- **In 2012, this review occurred in conjunction with development of the 2013-2016 Transportation Improvement Program (TIP)**
- **Staff has reviewed regional projects/programs in preparation for the 2017-2020 TIP**



PURPOSE AND NEED

- **Covers major programs like the vanpool program, regional traffic signal retiming program, planning and coordination efforts, etc.**
- **Ensures that programs and projects are continued without interruption**
- **Enables us to respond to requests for planning and implementation assistance**
(e.g., environmental justice for toll roads, data collection efforts)



PROJECT TYPES

- **Management & Operations**
(Mobility Assistance Patrol, etc.)
- **Regional Air Quality**
(Vanpool Program, Clean Air Programs/Projects, etc.)
- **NCTCOG-Implemented Regional Projects/
Programs**
(Aviation, Freeway Incident Management, Data Collection, etc.)



NEW PROGRAMS AND PROJECTS

Program/Project
Land Use/Transportation and Bike/Pedestrian Initiatives (School Siting)
Corridor Studies & Capital Asset Management
Regional ITS Quality Implementation
Regional Minor Intersection Equipment Program
MPO Planning, Support, Technical Expertise, and Assistance, including Innovative Legal & Financial Mechanisms
Revenue and Project Tracking & Fiscal Management/Information Systems
Solar Panel Demonstration (to Save \$10K Per Year on Electricity)
Emission Strategies for Ozone Precursors (VOC Controls)
Air Quality Energy Efficiency Initiatives



FUNDING SUMMARY

(\$ IN MILLIONS)

Funding Category	Total Funding
Congestion Mitigation and Air Quality Improvement Program (CMAQ)	\$18.83
Surface Transportation Program – Metropolitan Mobility (STP-MM)	35.81
Regional Toll Revenue (RTR)	7.45
Regional Transportation Council (RTC) Local	0.74
Texas Department of Transportation (TxDOT) [to be requested]	0.60
Total of All Categories	\$63.43



FUNDING SUMMARY

(\$ IN MILLIONS)

- A portion of funds used by NCTCOG staff to implement regional projects and programs
- The balance is passed through to local or transportation agencies in the region

Category of Expenditure	Funding Amount
NCTCOG Implemented (Staff Time and Consultants)	\$19.40
Pass-Through to Local and Transportation Agencies	44.03
Total	\$63.43

SUMMARY

Staff recommendation:

- **Entails a reduction or consolidation of effort for many projects and programs (e.g., vanpool, employer trip reduction program)**
- **Identifies pools of funding for smaller, air quality projects (e.g., ITS funding pool, bike/pedestrian improvements)**
- **Assigns resources for RTC priorities (e.g., tracking RTR projects)**



PROPOSED DENTON COUNTY RTR/PROPOSITION 1 PARTNERSHIP

- **Through upcoming Proposition 1 project selection, propose to increase Proposition 1 allocation to projects with Denton County RTR funds**
- **Redirected RTR funds proposed to be split 50/50 with Denton County RTR accounts maintaining half and the Regional accounts receiving half**
- **Utilizes State funds for on-system roadways**
- **Frees up RTR funds for regional programs that do not have a clear RTR county account**
- **Anticipate approximately \$45 million total**
 - **\$22.5 million to Denton County RTR Account**
 - **\$22.5 million to Regional Account**



PROPOSED ACTION – THIS MONTH

- **Request early action by the RTC on the Air Quality Marketing and Education Program**
- **Direct staff to administratively amend the TIP to include the proposed funding**



TIMELINE

June 2015

STTC Information

July 2015

RTC Information (Request early action on one project)

STTC Approval

Public Review and Comment

August 2015

RTC Approval

November 2015

TIP/STIP Modification Submittal or Inclusion in the 2017-2020 TIP



QUESTIONS? CONTACT INFORMATION

Christie J. Gotti

Senior Program Manager

817/608-2338

cgotti@nctcog.org

Adam Beckom, AICP

Principal Transportation Planner

817/608-2344

abeckom@nctcog.org





RTC Mobility Plan Workshop Review

Regional Transportation Council

Dan Lamers, P.E.

July 9, 2015

Full workshop presentation can be found on our website:

<http://www.nctcog.org/trans/mtp/2040/>

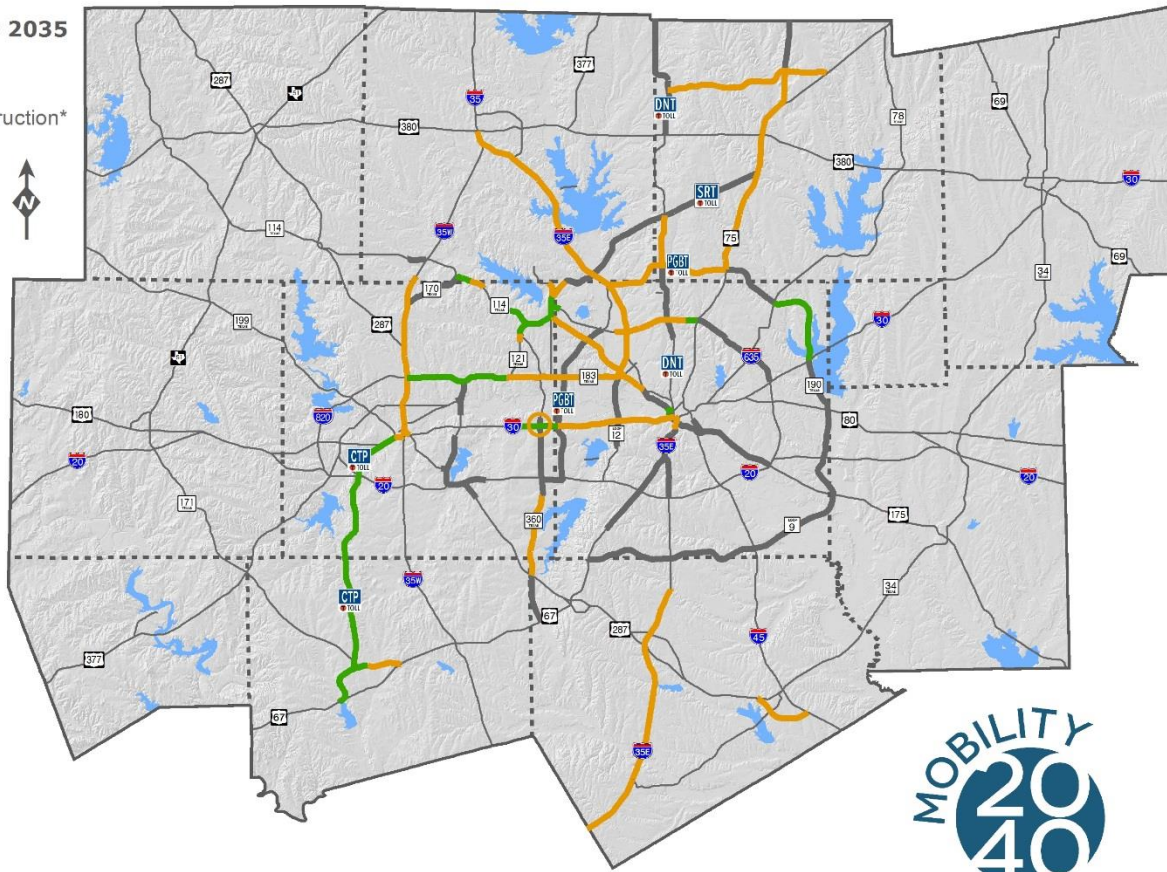
Roadway Project Status

DRAFT

Highway Project Status

**Corridor Status
Since Adoption of Mobility 2035**

- Completed*
- Under/Nearing Construction*
- Future Projects



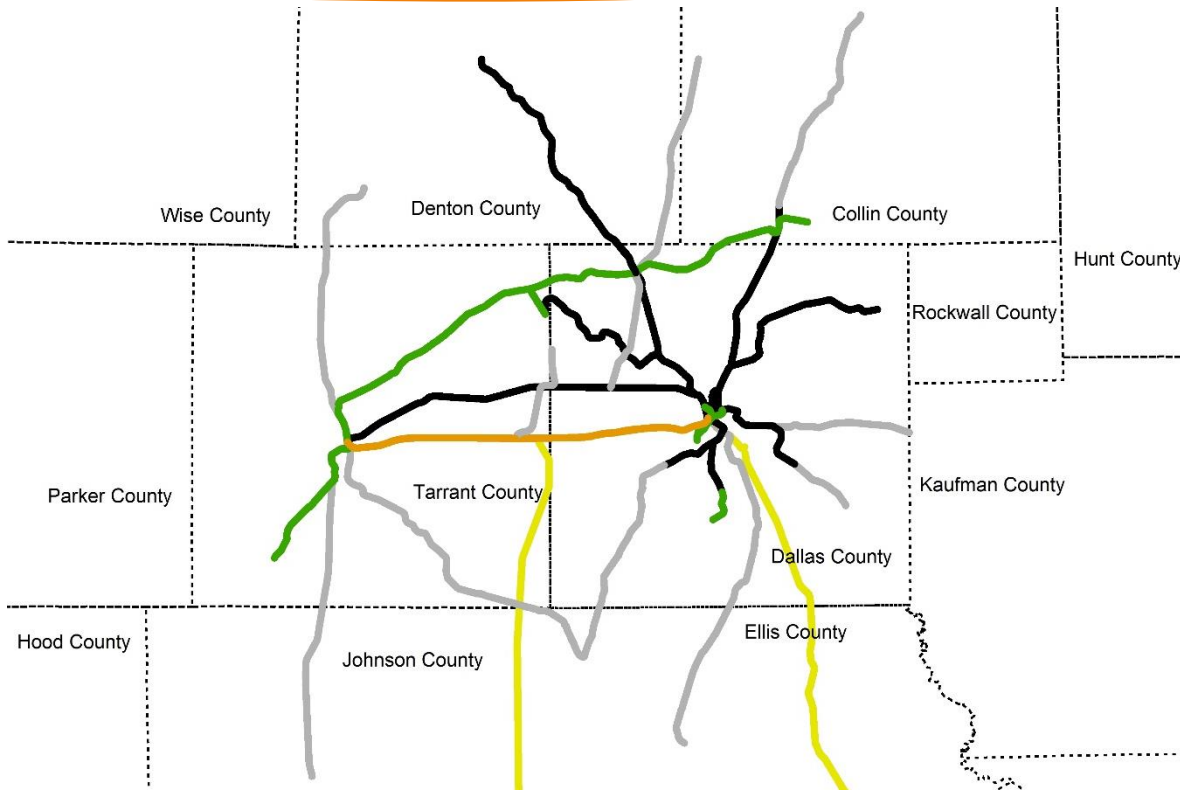
July 2015

*Initial phase under construction or recently completed. May include additional improvements in the future.

Roadway Considerations

- Legislative revenue restrictions will have to be evaluated for impacts on roadway corridor recommendations
- Ability to leverage funds to deliver both tolled and non-tolled capacity will be effected
- Corridor improvements will fall into two categories
 - Mega projects
 - Strategic improvements (Cap-Main concept)

Planned Funding for Transit



\$8.3 B, 210 mi

- Cleburne Line
- D2 (Phase 2)
- A-Train Extension to Belt Line
- Frisco Line
- HSR Airport Connector
- Mansfield Line
- McKinney Line
- Midlothian Line
- Green Line - Southeast Extension
- Speedway Line
- Scyene Line
- Waxahachie Line

\$3.6 B, 73 mi

- DART Blue Line - UNT Extension
- Cotton Belt
- D2 (Phase 1)
- TEX Rail
- Dallas Streetcar

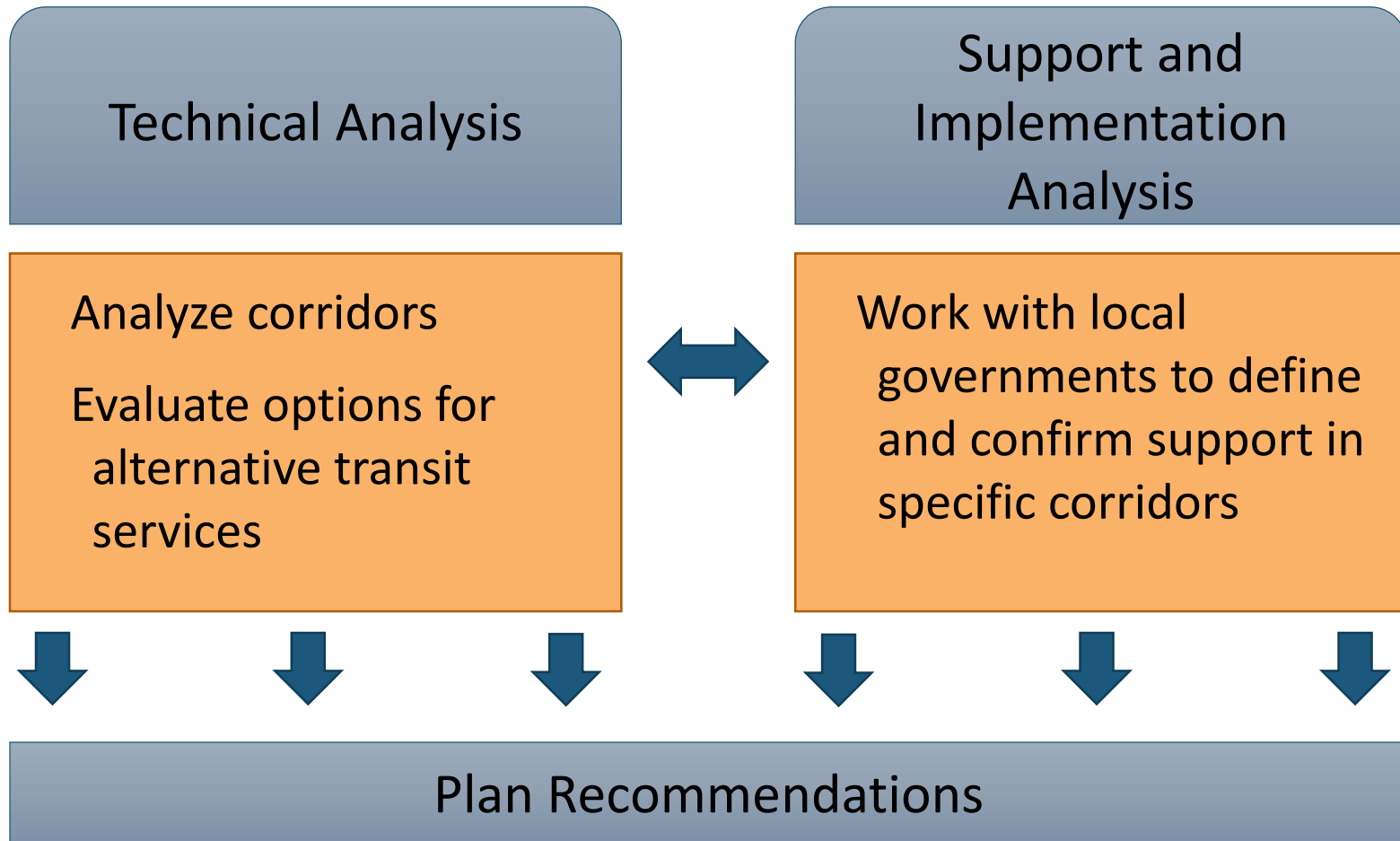
\$1.2 B, 31 mi

- High Speed Rail (HSR) East/West

\$0.8 B, 40 mi

- Regional HSR Connections

Proposed Process for Developing Transit Recommendations



Role of Technology

- Evolving technology can improve safety, increase the capacity of the existing transportation system, and can reduce demand
- Technology considerations
 - Vehicle-to-vehicle communication
 - Driverless vehicles
 - Connected trucks
 - Intelligent traffic signals
 - Impacts of telecommuting
 - Traveler information
 - Public transportation efficiencies

Mobility 2040 Financial Assumptions

DRAFT

Mobility 2040 Financial Scenarios				
Funding Strategies	Adopted Mobility 2035	Mobility 2035 Baseline	Mobility 2040 Baseline ¹	Mobility 2040 Enhanced Revenue ²
State Fuel Tax (per gallon)	Existing +\$0.05 in 2020 & +\$0.05 in 2030	Existing	-	Assumptions about additional revenue tied to future legislative agendas
State Fuel Tax Indexing	To Fuel Efficiency by 2015	-	-	
Federal Fuel Tax (per gallon)	Existing +\$0.05 in 2020 & +\$0.05 in 2030	Existing	-	
Average Vehicle Registration Fee	Existing +\$10 in 2015 & +\$10 in 2025	Existing	-	
Tollroads, Managed Lanes, CDA, and PPP	Additional Facilities	Currently Funded Facilities	-	
Other Assumptions	- End 80% of Diversions Incrementally by 2025 - Maintenance: TxDOT addresses pavement conditions; MPO funds bridge replacements	-	Utilize New Revenues from 84 th Legislature (~\$30B to region over time)	
Total Revenue (\$B)	\$94.5	\$74.9	\$104.9 (DRAFT)	\$124.5 (DRAFT)

1. Assumes Mobility 2035 Baseline + new revenue from 84th Legislature.

2. Assumes \$104.9B draft Mobility 2040 Baseline + an equivalent revenue enhancement amount as Mobility 2035.

Top Eight RTC Focus Items

- Passenger Rail with Limited Funding Eligibility
- High Speed Rail with Wavering Legislative Support
- Goods Movement Needs Through National Legislative Emphasis
- User Focus on Transportation Choice
- Momentum Toward “Pay as you Go”
- Impacts of Technology
- Operational Freeway Improvement Group
- Role of RTC Policies as Incentives to Local Match: Air Quality Improvement

Contacts

To find out more about Mobility 2040, visit us at:

www.nctcog.org/mobility2040

email questions or comments to: mobilityplan@nctcog.org

Dan Lamers, P.E.

Senior Program Manager

dlamers@nctcog.org

817-695-9263

Chad McKeown, AICP

Program Manager

cmckeown@nctcog.org

817-695-9134

Elizabeth Whitaker, AICP

Principal Transportation Planner

ewhitaker@nctcog.org

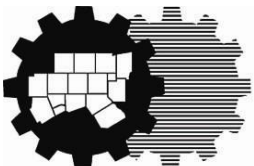
817-608-2324

2015 Federal Transit Administration (FTA) Call for Projects

**Regional Transportation Council
July 9, 2015**

INFORMATION: DRAFT PROJECT RECOMMENDATIONS

**Jamie Patel
North Central Texas Council of Governments**



FTA Programs

§5307: Urbanized Area Formula Program – Job Access and Reverse Commute (JARC) Projects

Projects transport low-income individuals to and from employment

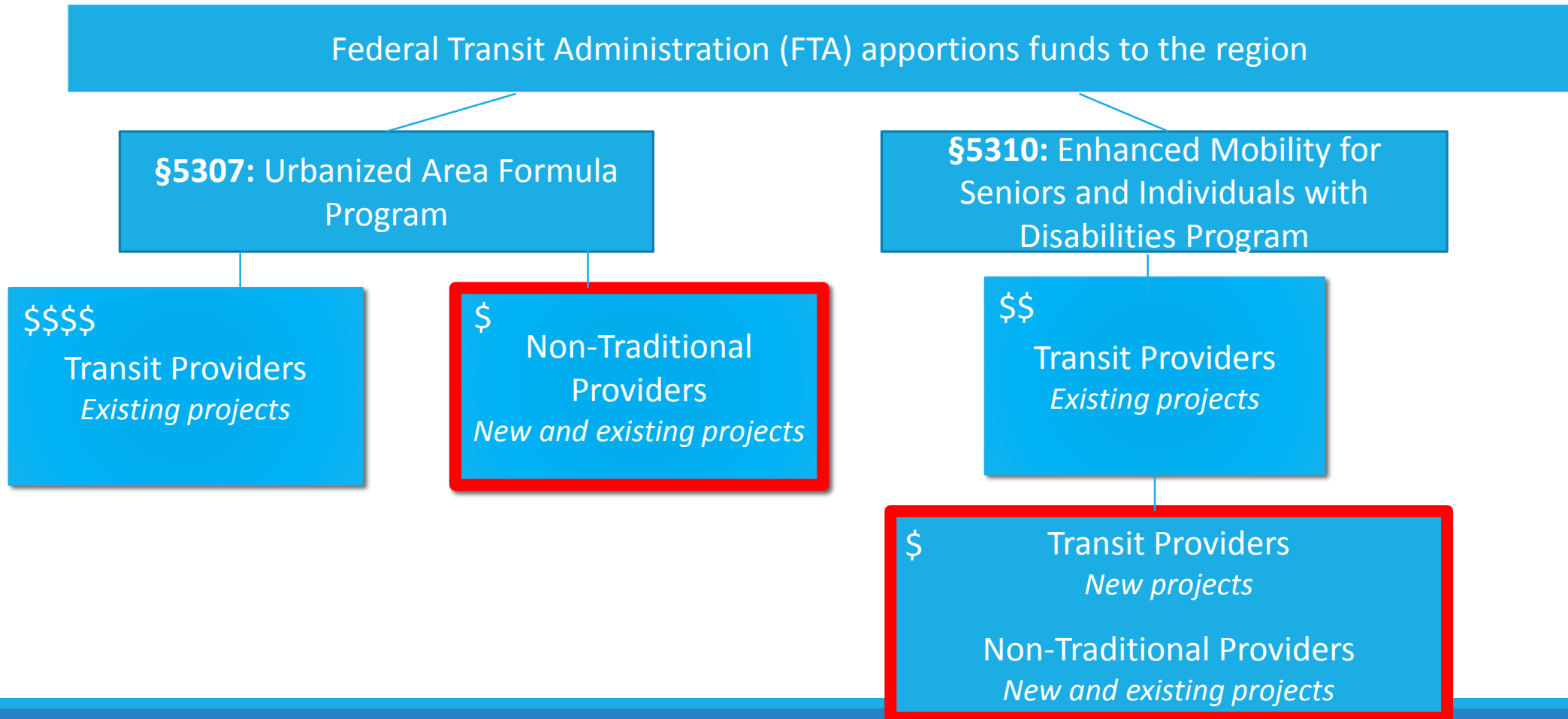
2% is set aside to award competitively; remaining funds returned to transit authorities

§5310: Enhanced Mobility of Seniors and Individuals with Disabilities Program (Enhanced Mobility)

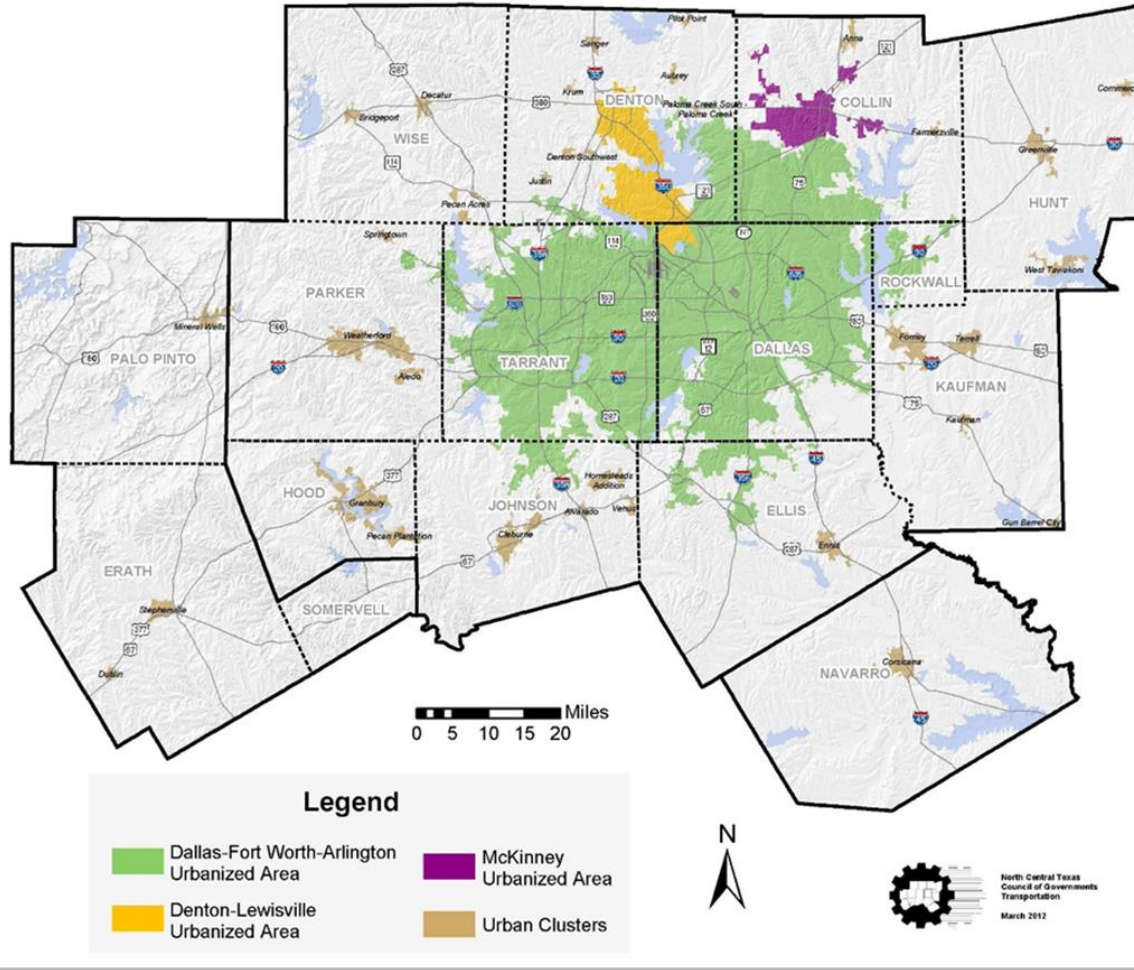
Projects designed to serve the needs of seniors and persons with disabilities when public transportation is insufficient, inappropriate, or unavailable

Remaining funds after fulfilling existing transit agency needs is set aside to award competitively

NCTCOG Funding Process



U.S. Census Bureau Urbanized Areas and Urban Clusters (2010)



Approximately \$4.9M is available for the Dallas-Fort Worth-Arlington (DFWA) and Denton-Lewisville (DL) Urbanized Areas (UZAs)

Federal Funding Available

Reimbursement grant programs

Federal share is between 50-85% depending on the project type

Local matching funds required for operating expenses

Transportation Development Credits (TDCs) may be requested to leverage federal funds on capital expenses

Projects	Dallas-Fort Worth-Arlington UZA	Denton-Lewisville UZA
JARC	\$2.9 M	\$216K
Enhanced Mobility	\$1.5 M	\$213K

Call for Projects Summary

Funding Available: \$4.9M

Submittals

Projects	8
Federal Funding Requested	\$6.2M

Recommended for Award

Projects	5
Federal Share of Projects	\$4.4M

Details outlined in Electronic Reference Item 9

Draft Project Recommendations

Dallas-Fort Worth-Arlington UZA

Job Access Reverse Commute Projects (\$2.9M)

Dallas Fort Worth International Airport

Catholic Charities of Fort Worth

Enhanced Mobility Projects (\$1.5M)

Kaufman County Senior Citizens Services

Community Council of Greater Dallas and MHMR of Tarrant County

Senior Center Resources and Public Transit

Draft Project Recommendations

Denton-Lewisville UZA

Job Access Reverse Commute Projects (\$216k)

No projects received

Remaining funds returned to transit authority (DCTA)

Enhanced Mobility Projects (\$213k)

No projects received

Balance to be carried over to next call

Estimated Impacts

Coordination Efforts

6,000 persons served annually

Service Continuation/Expansion

310,600 trips provided annually

6 counties

Schedule

February 27, 2015

Call for Projects Opened

April 10, 2015

Call for Projects Closed

June 26, 2015

STTC: Information Item

July 9, 2015

RTC: Information Item

July 13-15, 2015

Public Meetings

July 24, 2015

STTC: Action Item

August 13, 2015

RTC: Action Item

August 27, 2015

Executive Board: Agreements

September 2015

Submit FTA Grant Applications

October-November 2015

Enter into Agreements

Questions or Comments

Jamie Patel
Senior Transportation Planner
jpatel@nctcog.org
817-608-2377

Karina Maldonado
Transportation Planner II
kmaldonado@nctcog.org
817-704-5641