



76104 Transit Needs

An Areas of Persistent Poverty Federal Grant Project

Stakeholder Committee Meeting | January 29, 2024

AGENDA

- Welcome and Introductions
- What is NCTCOG
- Role of Stakeholder Committee
- Project Background & Overview
- Discussion Questions
- Next Steps



An aerial photograph of a city skyline, including a prominent skyscraper, is shown in a dark blue, semi-transparent overlay. The text "Welcome and Introductions" is centered over this image in a white, sans-serif font.

Welcome and Introductions

INTRODUCTIONS

NCTCOG Staff

- ❑ Gypsy Gavia, Principal Transportation Planner
- ❑ Julie Anderson, Senior Transportation Planner
- ❑ Zoë Aguilar, Transportation Planner
- ❑ Other staff to assist with data analysis and mapmaking



INTRODUCTIONS

Stakeholder Committee

- Name
- What is your background?
- What is your relationship to 76104?



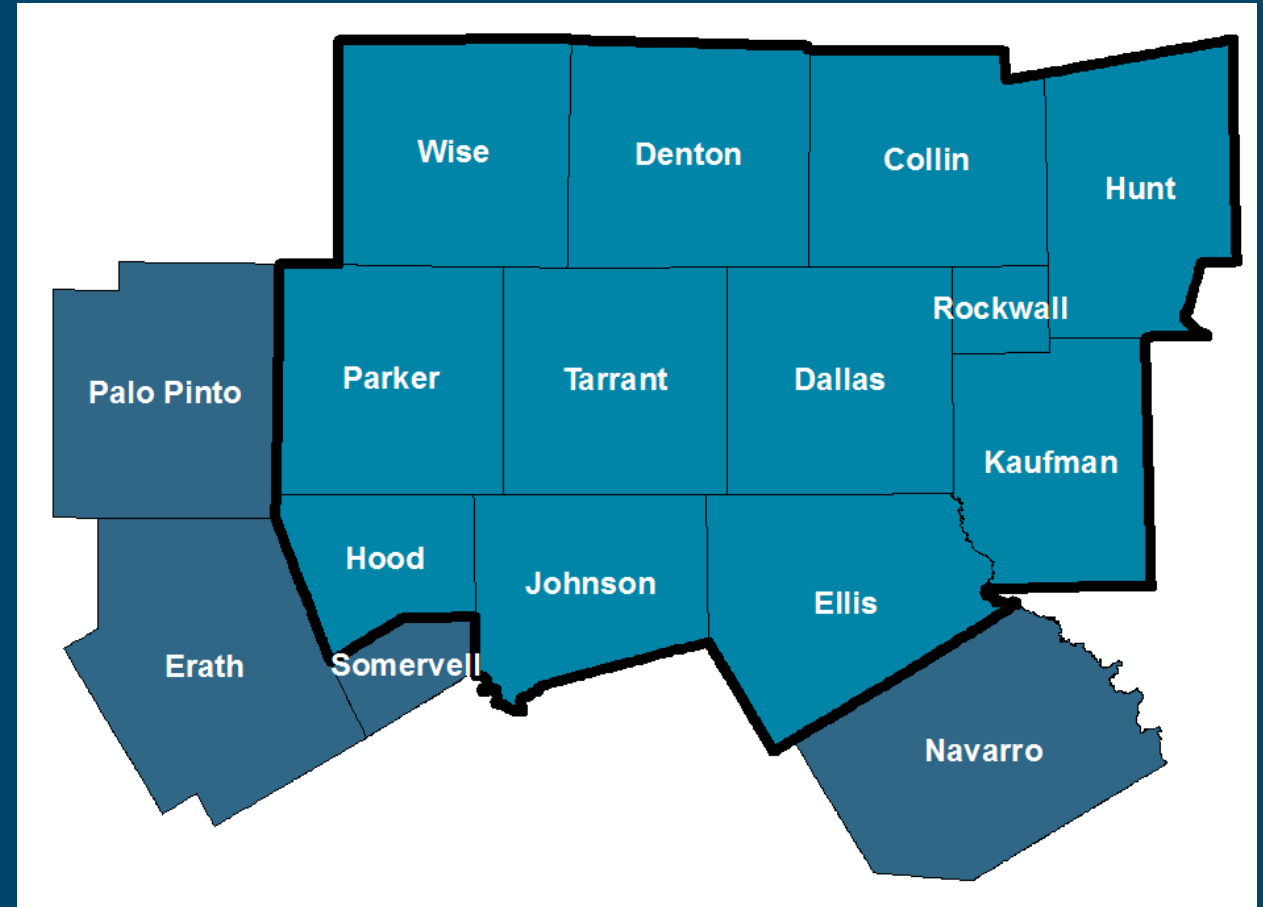
WHAT IS NCTCOG?

NCTCOG Transportation
Department =
Metropolitan Planning
Organization (MPO)

Programs all federal funding in the
12-county Metropolitan Planning
Area (MPA) + coordinates
regionally significant projects and
programs



12-County Metropolitan Planning Area





Role of Stakeholder Committee

STAKEHOLDER COMMITTEE

The Stakeholder Committee represents the public in the planning process.

- Provide input and historic knowledge
- Review draft study and provide feedback
- Share information with the public



STAKEHOLDER COMMITTEE MEETINGS

Anticipated Stakeholder Committee meetings:

- January 2024 – Kick-off, discussion questions
 - *Spring 2024 – Attend Public Meeting*
- Summer 2024 – Review Scenario Development
(*may be via email and not in-person*)
 - *Fall 2024 – Attend Public Meeting*
- Review draft of Plan



AGENCIES/ORGANIZATIONS DOING WORK IN THE ZIP CODE

- BRAVE/R Together
- Ministers Justice Coalition of Texas
- United Way of Tarrant County
- Catholic Charities of Fort Worth
- My Health My Resources of Tarrant County





Project Background & Overview



THE UNIVERSITY OF TEXAS SYSTEM
FOURTEEN INSTITUTIONS. UNLIMITED POSSIBILITIES

UT Southwestern
Medical Center

UTHealth
The University of Texas
Health Science Center at Tyler

UT Southwestern Report Feb. 2019

Life Expectancy at Birth in Communities Across Texas:

2005-2014

Thursday, August 11, 2022
Today's eEdition

77°F 58° 76°

Fort Worth Star-Telegram

Crossroads Lab News Sports Obituaries Jobs / Recruiting Personal Finance



Life & Death in 76104

No doctors, no grocers,

Life and death in Fort Worth's 76104

People in Fort Worth's 76104 ZIP code on average won't see their 87th birthday. What is causing the lowest life expectancy rate in Texas? What can be done to help? Read the Star-Telegram's investigation:

EXPAND ALL



No doctors, no grocers, no help. Death comes early in these Fort Worth neighborhoods.



Life in a Fort Worth food desert, where fresh produce is 2 bus rides from home



The birth of hope: How 2 Fort Worth officers changed the lives of fatherless boys



They saw poverty and sickness, so these Dallas doctors moved into the neighborhood

Poverty Central To Fort Worth Zip Code's Lowest Life Expectancy In State

76104 near downtown Fort Worth is an historically Black area where life expectancy is 66.7 years - 12 years below the national average.



Poverty Central To Fort Worth Zip Code's Lowest Life Expectancy In State
September 24, 2020



FORT WORTH STAR-TELEGRAM

LIFE IN A FORT WORTH FOOD DESERT, WHERE FRESH PRODUCE IS 2 BUS RIDES FROM HOME

Why proximity to a hospital doesn't necessarily mean a neighborhood will be healthier:

"The hospital district is right there. And a lot of these hospitals have programs and opportunities to help people without insurance or to help low income people. But there seems to be this kind of disconnect between the hospitals and the people living there. Five thousand people that live in that area don't have insurance."

Fort Worth Star-Telegram series
Aug. 2019



ZIP CODE DEMOGRAPHICS COMPARED

	76104 ZIP Code	City of Fort Worth	State of Texas
Total Population	21,571	918,915	29,145,505
Black or African American	7,544 (35%)	180,439 (20%)	3,552,997 (12%)
Hispanic or Latino	9,027 (42%)	319,836 (35%)	11,441,717 (39%)
Median Household Income	\$46,098	\$71,527	\$72,284
Employment Rate	53.6%	64.5%	62.1%
Without Healthcare Coverage	28.0 %	17.7%	16.6%
Zero Car Households	~12%	~6%	5.4%

AREAS OF PERSISTENT POVERTY FEDERAL GRANT PROGRAM

NCTCOG Awarded Grant to Study Transit Options for 76104 ZIP Code

8/2/2022

Area of Fort Worth has lowest life expectancy in state

PRESS RELEASE

[Brian Wilson](#)

Arlington, Texas – The North Central Texas Council of Governments (NCTCOG) has been awarded a grant of approximately \$270,000 to identify innovative, affordable transit solutions to improve access to basic needs and create strategies to reduce greenhouse-gas emissions in a part of Fort Worth identified as an area of persistent poverty.



SCOPE OF WORK

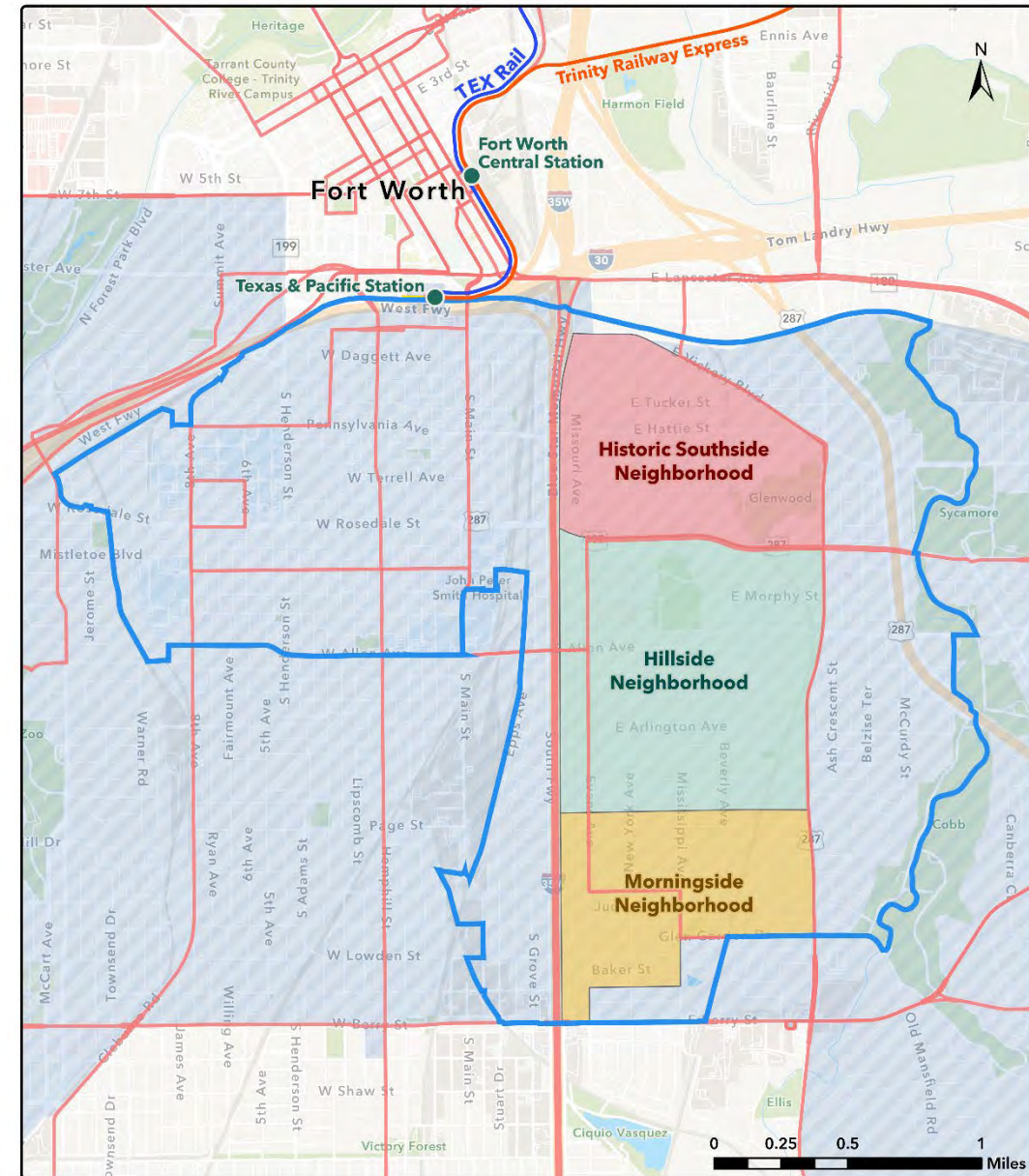
Conduct a transit needs assessment based on **technical data** and **community input** related to access to:

- food
- healthcare
- housing
- jobs



SCOPE OF WORK

The needs assessment will be analyzed to produce **transit solutions**, including strategies to fund and implement those solutions in an existing transit service area.



76104 Transit Needs

Areas of Persistent Poverty Grant Project

- Project Boundary
- Trinity Metro Bus Routes
- Trinity Metro ZipZone



North Central Texas
Council of Governments

EXISTING TRANSIT

In the Trinity Metro transit service area

Fixed Route Bus Service

- Three 15-minute bus routes (1, 4, and 6)
- Two 30-minute bus routes (5 and 54)

On-Demand Rideshare

- Within the Southside ZIPZONE boundary
- Provides corner-to-corner travel
- \$3 per passenger, per ride
- Sunday-Wednesday, 6AM-8PM
- Thursday-Saturday, 6AM-Midnight

Regional Connections/Transfer Centers

- TexRail and TRE at Central Station (via ZIPZONE, Routes 1, 5, & 6)
- Sierra Vista Transfer Center (via routes 5 & 54)



EXISTING TRANSIT

In the Trinity Metro transit service area

Trinity Metro ACCESS

- Paratransit transit service
- Door to door service
- Available to persons with a verifiable disability that cannot ride regular fixed-route service
- Weekday, Saturday, and Sunday service



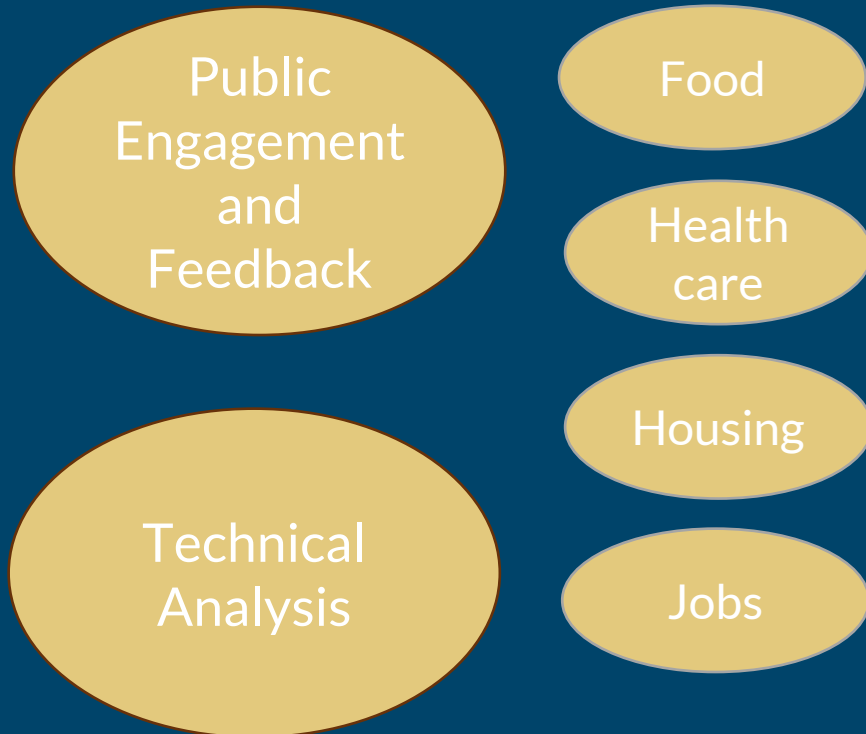
SCOPE OF WORK



INPUTS



OUTPUTS



**Analysis
and
Assessment**



ANTICIPATED PROJECT SCHEDULE



Discussion Questions

FIRE STATION PARK

CITY OF FORT WORTH

PARK & RECREATION DEPARTMENT

BUREAU OF OUTDOOR RECREATION

U.S. DEPARTMENT OF THE INTERIOR

TEXAS PARK AND WILDLIFE DEPARTMENT

1601 LIPSCOMB ST.

QUESTION/DISCUSSION 1: Barriers

What, in your opinion, is the main barrier to people in the ZIP code being able to access food, jobs, healthcare, or affordable housing via transit?



QUESTION/DISCUSSION 2: Challenges

How can transit help address the challenges in providing better access to food, jobs, healthcare, and affordable housing in the ZIP code?



QUESTION/DISCUSSION 3: Opportunities

What, in your opinion, is/are the biggest opportunities for transit in providing better access to food, jobs, healthcare, and affordable housing in the ZIP code?



QUESTION 4:

Are there events in the spring/summer that we could attend to gain more information and insights from the public?



NEXT STEPS

- Data collection
- Public engagement (spring 2024)
- Stakeholder feedback on draft scenarios



CONTACT US



Julie Anderson

Sr. Transportation Planner

JAnderson@nctcog.org | 817-704-5625



Zoë Aguilar

Transportation Planner

ZAguilar@nctcog.org | 817-695-9285

