

Air North Texas Coalition
Thursday, May 15, 2025
1:30 – 3:00 pm

Agenda

1. Introductions Kimberlin To, NCTCOG
2. Overview
 - a. March 20 Meeting Kimberlin To
3. Discussion
 - a. Air Quality Update Daniela Tower, NCTCOG
 - b. Engine Off North Texas: Working Together for Cleaner Air Trey Pope, NCTCOG
 - c. Administrative Announcements/Reminders Kimberlin To
 - i. Clean Air Action Day – June 6
 - ii. Outreach Items
 - iii. Clean Air Corner
 - d. Website Quantification/Social Media Report Leslie Maldonado, NCTCOG
4. Other/Member Updates Kimberlin To
5. Additional Items Kimberlin To
 - a. **Next Meeting Information:**
Thursday, July 17
Conference Call: 903-508-4574
Conference ID: 508 448 661#



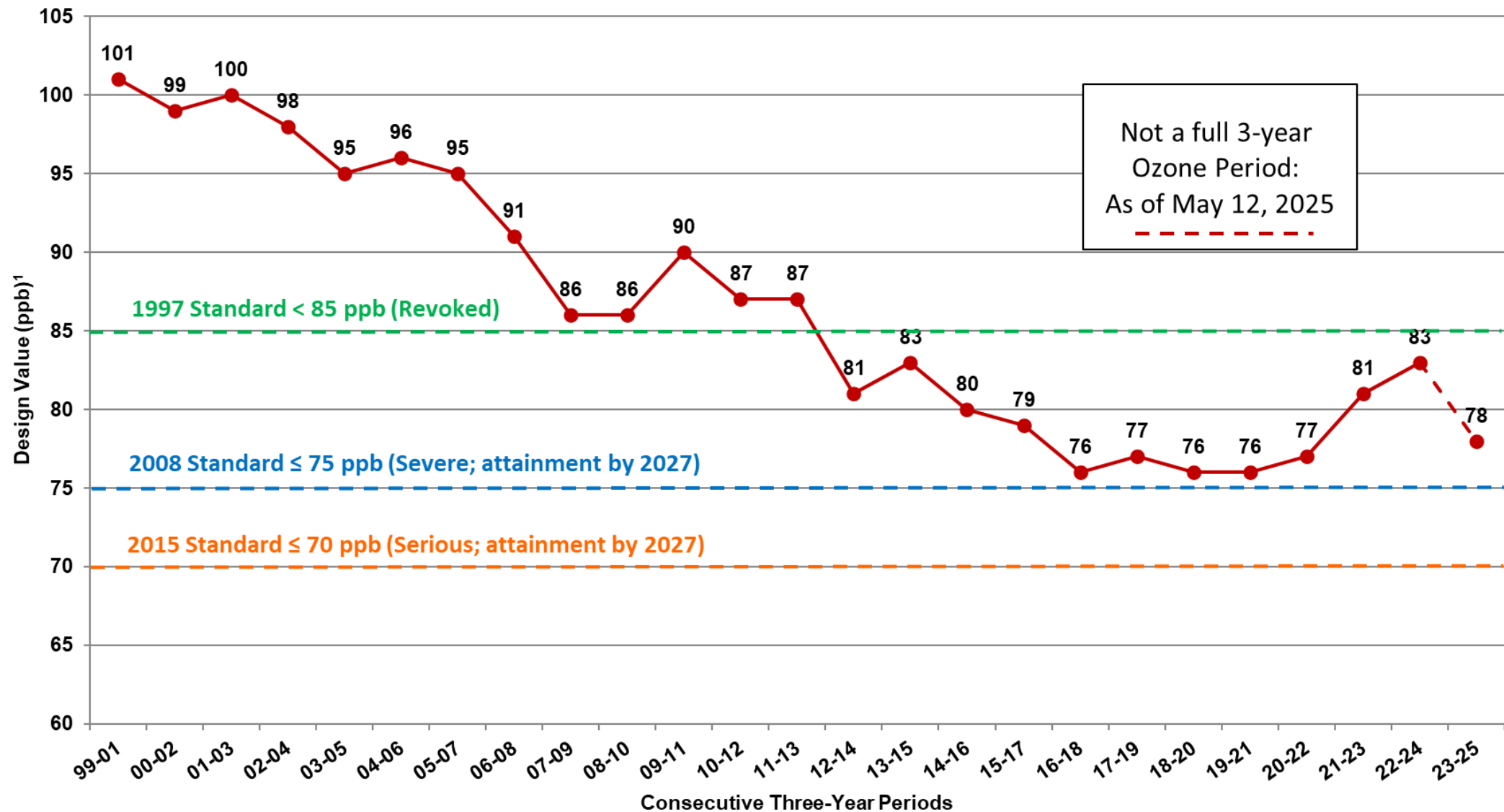


NCTCOG PRESENTATION

Air Quality Status Report

Daniela Tower | Air North Texas Coalition | 5.15.2025

8-hour Ozone NAAQS Historical Trends

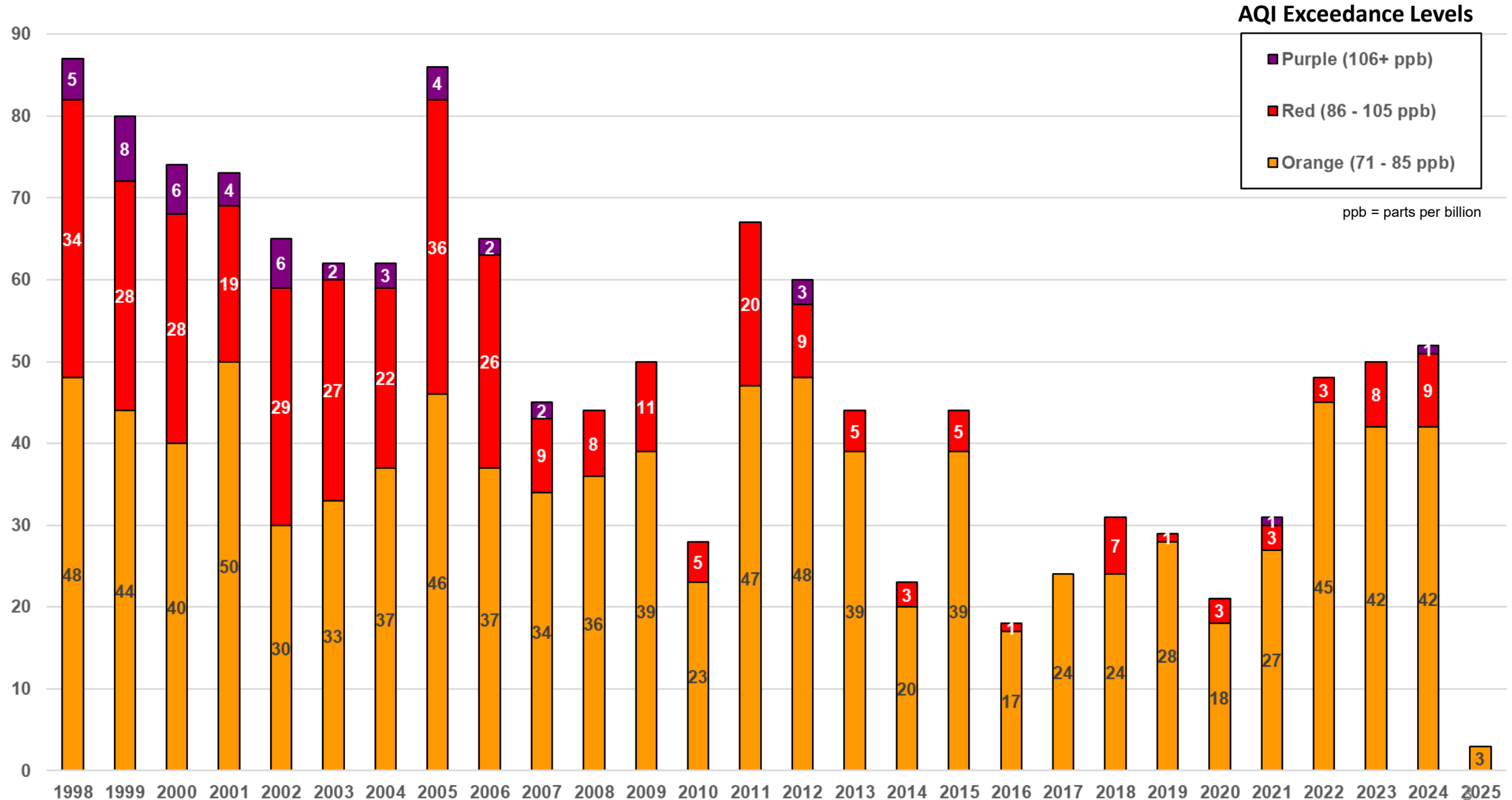


¹Attainment Goal - According to the US EPA National Ambient Air Quality Standards, attainment is reached when, at each monitor, the *Design Value* (three-year average of the annual fourth-highest daily maximum eight-hour average ozone concentration) is equal to or less than 70 parts per billion (ppb).



8-hour Ozone NAAQS Historical Trends

Based on ≤ 70 ppb – Ozone Season 2025, as of May 12

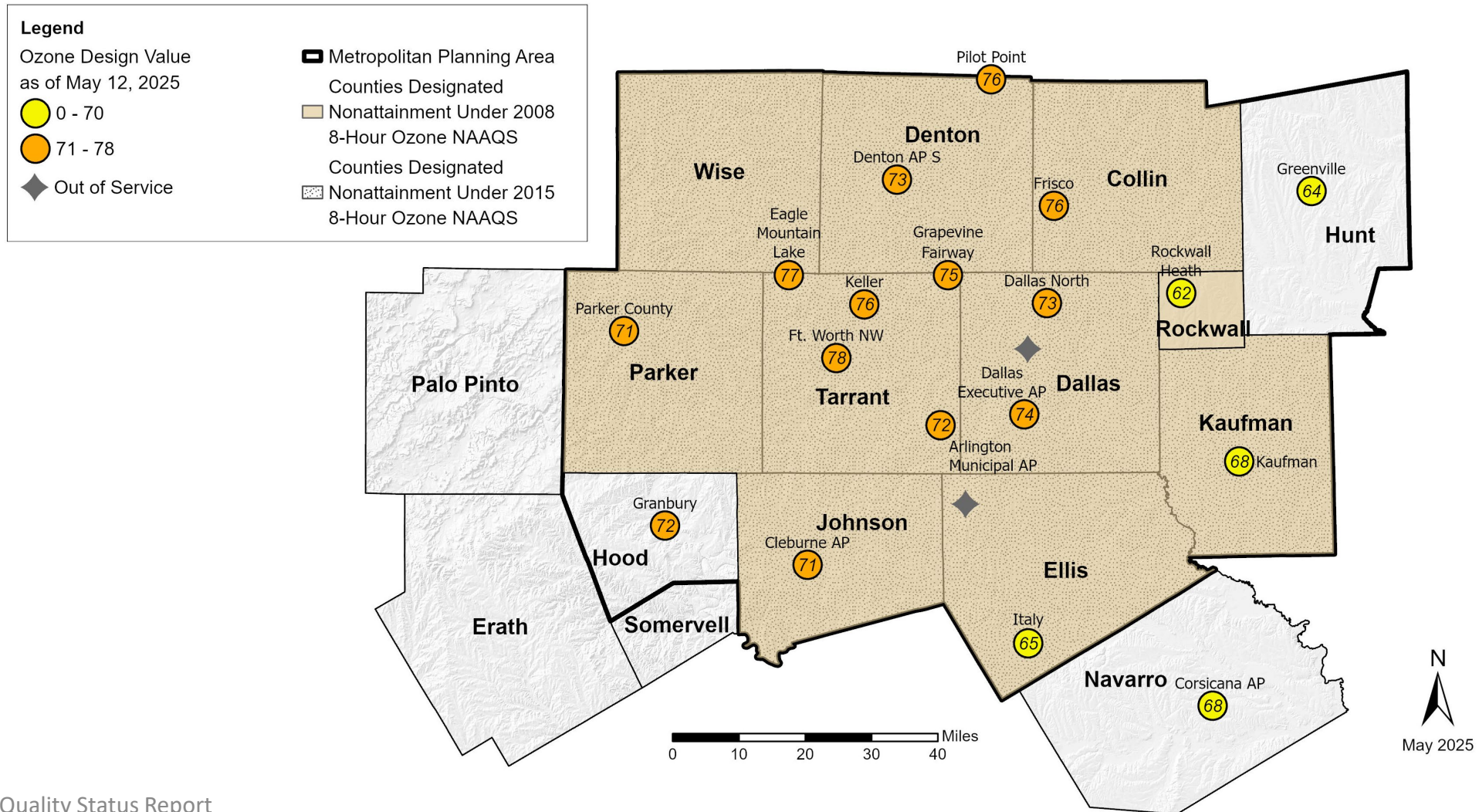


Exceedance Level indicates daily maximum eight-hour average ozone concentration.
Exceedance Levels are based on Air Quality Index (AQI) thresholds established by the EPA for the revised ozone standard of 70 ppb.

Source: TCEQ http://www.tceq.state.tx.us/cgi-bin/compliance/monops/8hr_monthly.pl

Regular Ozone Monitoring Network – Current Design Values

As of May 12, 2025



Ozone National Ambient Air Quality Standard

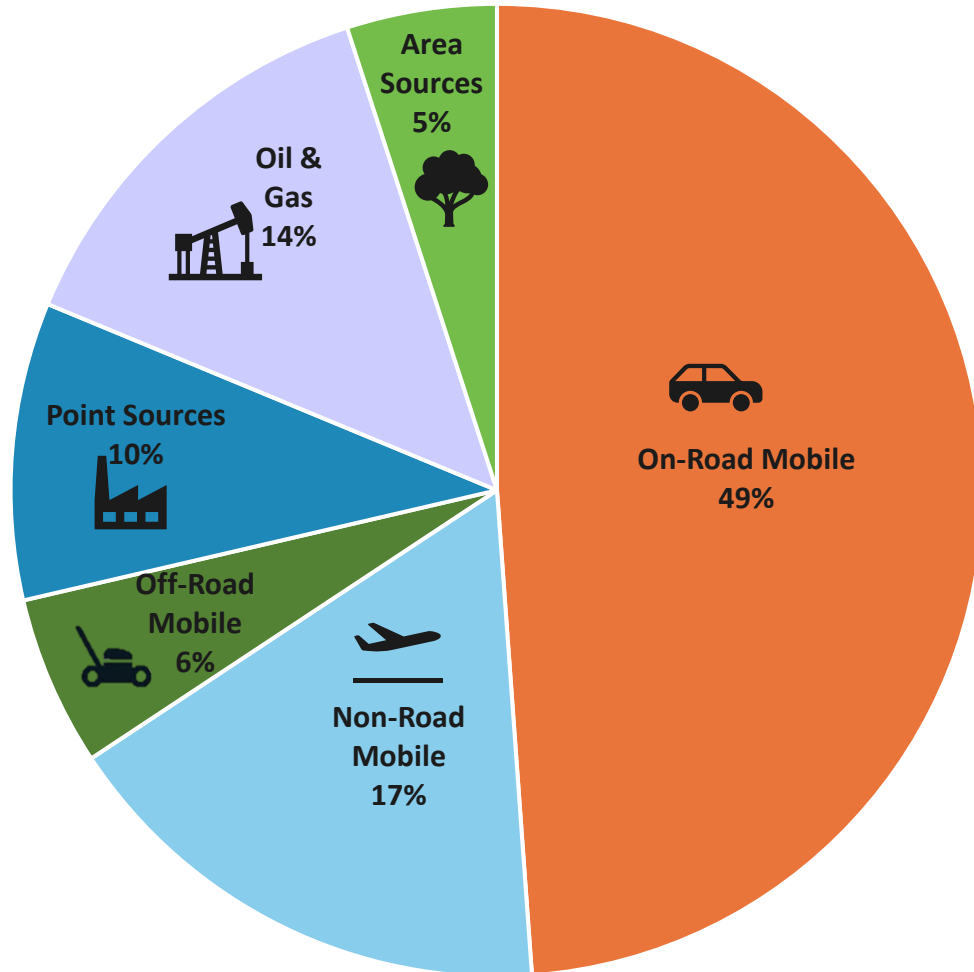
Monitor Values to Reach Attainment as of May 12, 2025

Five Highest Monitors	4 th Highest 8h-Average for the Season			Current 2025 Ozone Season Design Value
	2023	2024	2025	
Fort Worth Northwest	84	85	65	78
Eagle Mountain Lake	81	89	63	77
Pilot Point	81	83	66	76
Frisco	82	84	62	76
Keller	80	88	61	76

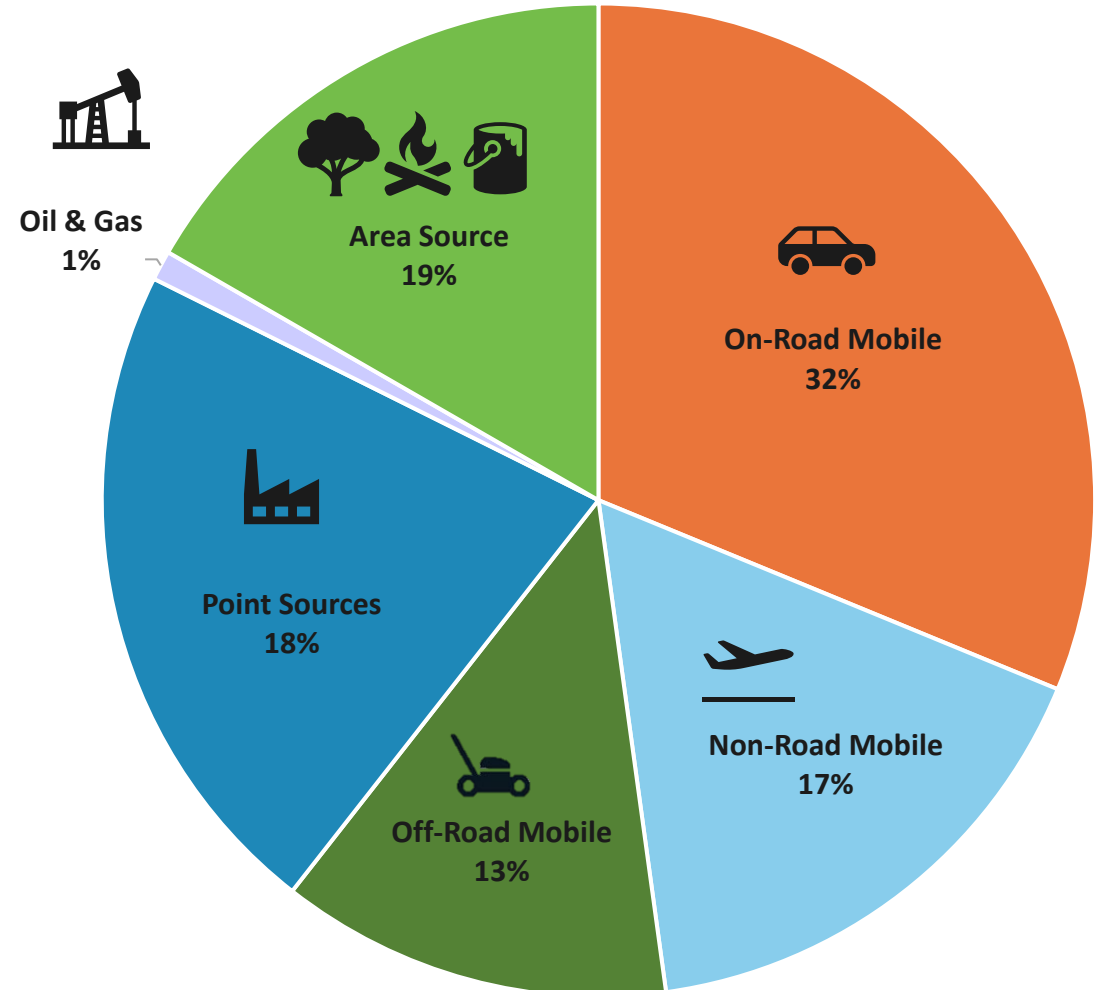
Based on 2023 – 2025 Ozone Monitor Data

Ground-Level Ozone: Precursor NO_x

2006 Inventory of Nitrogen Oxides (NO_x) – 581.9 t/d



2026 Inventory of Nitrogen Oxides (NO_x) – 187.5 t/d



FOR MORE INFORMATION

CHRIS KLAUS
Senior Program Manager
cklaus@nctcog.org
817-695-9286

JENNY NARVAEZ
Program Manager
jnarvaez@nctcog.org
817-608-2342

VIVEK THIMMAVAJJHALA
Transportation System Modeler
vthimmavajjhala@nctcog.org
817-704-2504

DANIELA TOWER
Air Quality Planner
dtower@nctcog.org
817-704-5629

ANALISA GARCIA
Air Quality Planner
agarcia@nctcog.org
817-695-9170

<https://www.nctcog.org/trans/quality/air>





NCTCOG PRESENTATION

Engine Off North Texas: Working Together for Cleaner Air

Air North Texas Coalition

May 15, 2025

Trey Pope, Air Quality Planner

Engine Off North Texas

Goal

Reducing unnecessary engine idling in the 10-county ozone nonattainment region with the focus on heavy-duty diesel vehicles (HDVs)

Why Heavy-Duty?

HDVs contribute approximately 67% of NOx emissions from on-road sources—about 35% of total regional NOx emissions


Education

Provide local government guide, brochures, posters, and dedicated webpage

Support

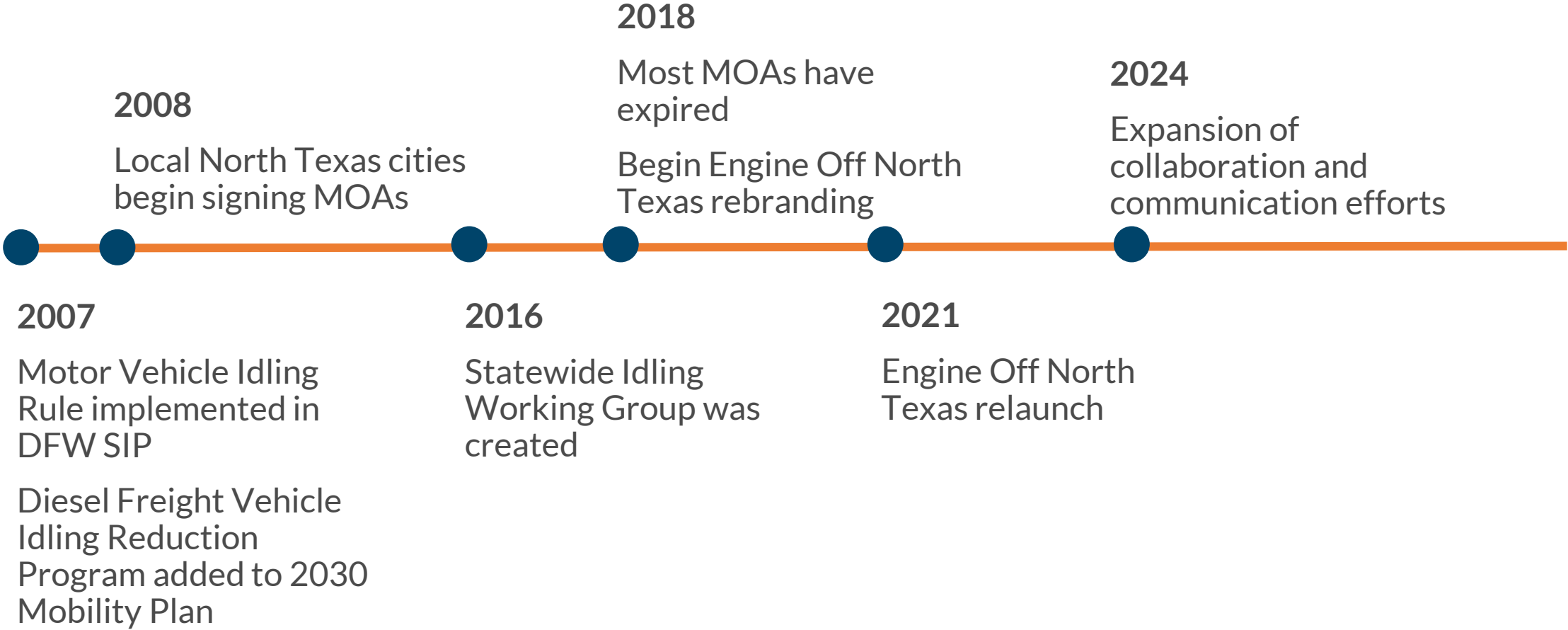
Offering tools and resources to help facilitate idle reduction

www.engineoffnorthtexas.org



Air North Texas Coalition

History





North Texas Idling Restrictions

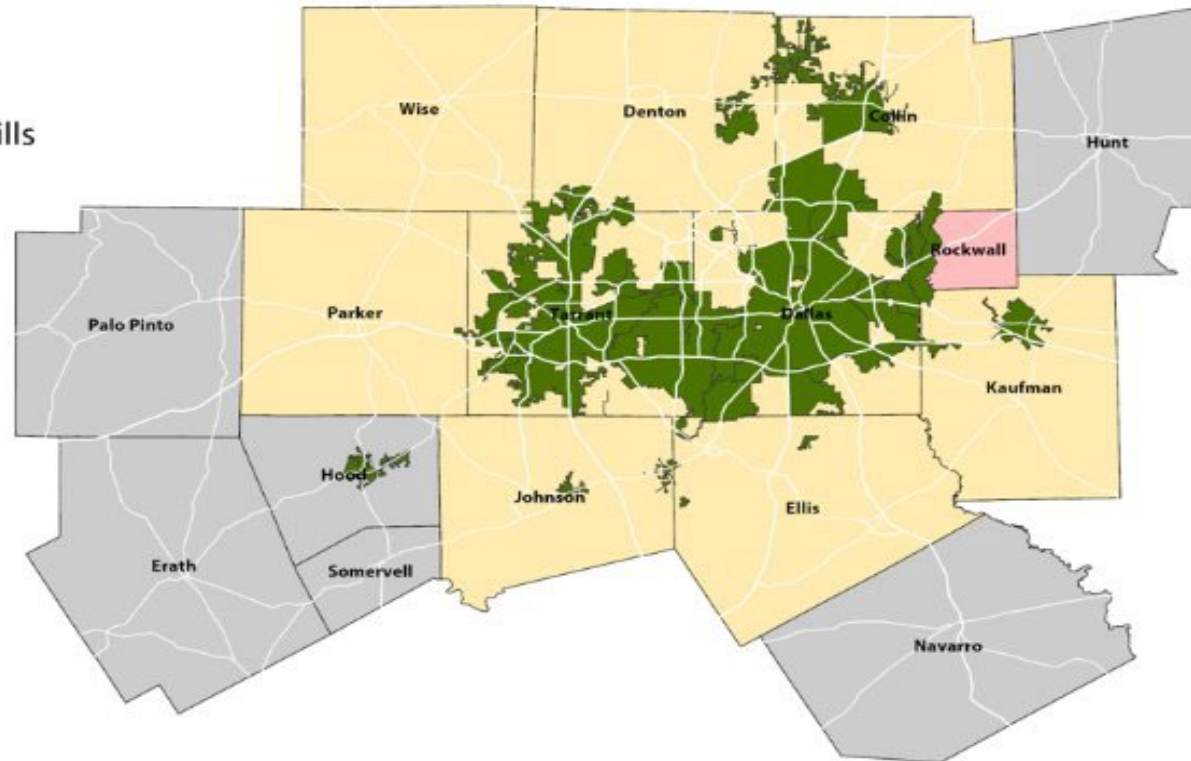
Legend

Cities With Idling Restrictions

Arlington	Little Elm
Benbrook	McKinney
Cedar Hill	Mesquite
Celina	North Richland Hills
Dallas	Pecan Hill
Duncanville	Plano
Euless	Richardson
Fort Worth	Rowlett
Granbury	Sunnyvale
Grand Prairie	Terrell
Hurst	Trophy Club
Keene	University Park
Lake Worth	Venus
Lancaster	Westlake

Counties Designated Nonattainment Under 8-Hour NAAQS

-  2008 Only
-  2008 and 2015



0 5 10 20 30 40 Miles



North Central Texas
Council of Governments

October 2024



Air North Texas Coalition

Health Impacts of Idling

- Diesel exhaust contains more than 40 toxic air contaminants, including carcinogens (EPA)
- Exposure causes coughing, throat irritation, and worsens asthma and bronchitis (EPA)
- Long-term exposure linked to lung cancer and cardiovascular disease (CARB)
- Diesel pollution causes thousands of premature deaths annually in the US (American Lung Association)



Photo: Getty Images



Economic Impacts of Idling

- 1,800 hours of long-haul truck idling per year costs approximately \$6,000 per truck when diesel is \$4 per gallon (Motive)
- One hour of daily idling (estimated 140 days/year) equals the same wear and tear as driving 64,000 miles per year (Omnitracs)
- 100 trucks in a fleet idling two hours daily can waste up to \$165,000 in fuel in a year



Photo: Getty Images



Empowering Local Governments

- ✓ Signing a Memorandum of Agreement (MOA) with TCEQ
 - Enforces state idling limitations (5 consecutive minutes)
 - General Law cities/counties can only enforce this rule by signing an MOA
- ✓ Adopting a Vehicle Idling Restriction Ordinance without MOA
 - Home Rule cities/counties can develop their own ordinances, referencing TCEQ or creating their own
 - NCTCOG can provide sample ordinance language
- ✓ Benefits for Local Governments
 - Contributing to SIP weight of evidence
 - Potentially earn Transportation Development Credits (TDCs) through the Policy Bundle process



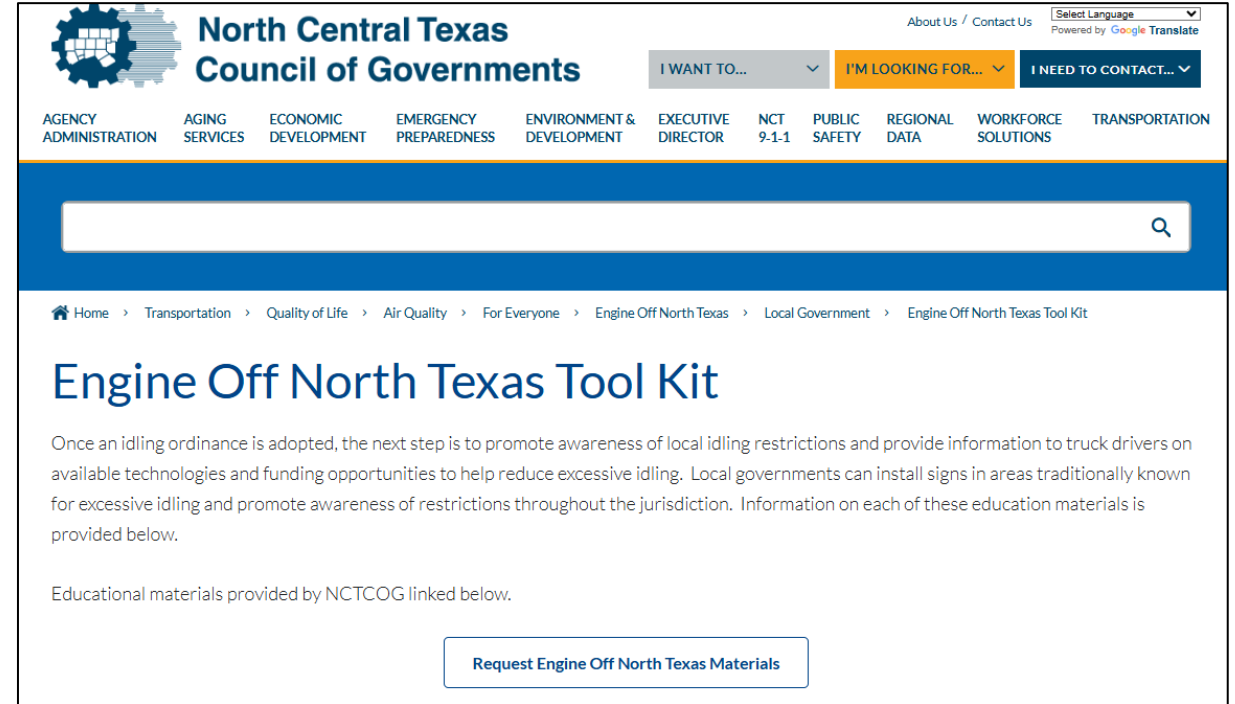
Supporting Local Enforcement Efforts

- Local governments are responsible for determining enforcement personnel and procedures
- NCTCOG Resources
 - Idling complaint hotline (1-877-NTX-IDLE) and webform
 - Potential enforcement procedures
 - Identifying vehicles > 14,000 lbs. GVWR
 - Timing idling
 - Exemption checklist
 - Warning/citation violators
 - Documentation
- Enforcement Target Locations
 - Truck stops, loading docks, warehouses, construction sites, etc.
- Key Enforcement Considerations
 - Citation details, fines, who is cited (driver, owner, etc.), prosecution



Tool Kit

- Resources are available by request free of charge from NCTCOG
- Request regulatory signs, brochures, and posters by completing and submitting [Microsoft Forms Document](#)
- NCTCOG staff will coordinate with contact person to pick up/deliver items that cannot be mailed



The screenshot shows the North Central Texas Council of Governments (NCTCOG) website. The header includes the NCTCOG logo, the organization's name, and navigation links for 'About Us / Contact Us' and 'Select Language'. Below the header is a horizontal menu with various service categories: AGENCY ADMINISTRATION, AGING SERVICES, ECONOMIC DEVELOPMENT, EMERGENCY PREPAREDNESS, ENVIRONMENT & DEVELOPMENT, EXECUTIVE DIRECTOR, NCT 9-1-1, PUBLIC SAFETY, REGIONAL DATA, WORKFORCE SOLUTIONS, and TRANSPORTATION. A search bar is located below the menu. The main content area features a breadcrumb trail: Home > Transportation > Quality of Life > Air Quality > For Everyone > Engine Off North Texas > Local Government > Engine Off North Texas Tool Kit. The title 'Engine Off North Texas Tool Kit' is prominently displayed. Below the title, a paragraph explains the purpose of the tool kit: 'Once an idling ordinance is adopted, the next step is to promote awareness of local idling restrictions and provide information to truck drivers on available technologies and funding opportunities to help reduce excessive idling. Local governments can install signs in areas traditionally known for excessive idling and promote awareness of restrictions throughout the jurisdiction. Information on each of these education materials is provided below.' A note states 'Educational materials provided by NCTCOG linked below.' and a button labeled 'Request Engine Off North Texas Materials' is positioned at the bottom right of the content area.



REPORT AN IDLING VEHICLE



NORTH TEXAS

HEAVY-DUTY VEHICLE IDLING

LOCAL GOVERNMENT

Engine Off North Texas presents:

Report Idling.
Visit Engine Off
North Texas.

Visit www.engineoffnorthtexas.org or call toll free
1-877-NTX-IDLE (1-877-689-4353) to report an idling
vehicle in the North Central Texas nonattainment area*.

When making a report, please provide the following
information within 30 days of observing an idling
heavy-duty vehicle:

01

Date observed

02

Time of Day

Brochure

Information on idling restriction ordinances, negative side effects of idling, and idle reduction strategies

Poster

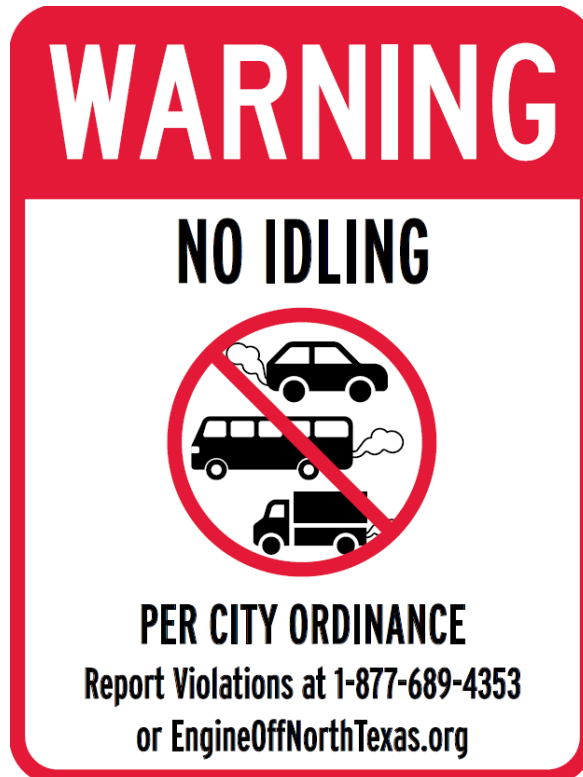
Information on how to submit an idling complaint

Local Government Guide

Updated information

Offers multiple options for implementing an idle restriction policy and enforcement strategies





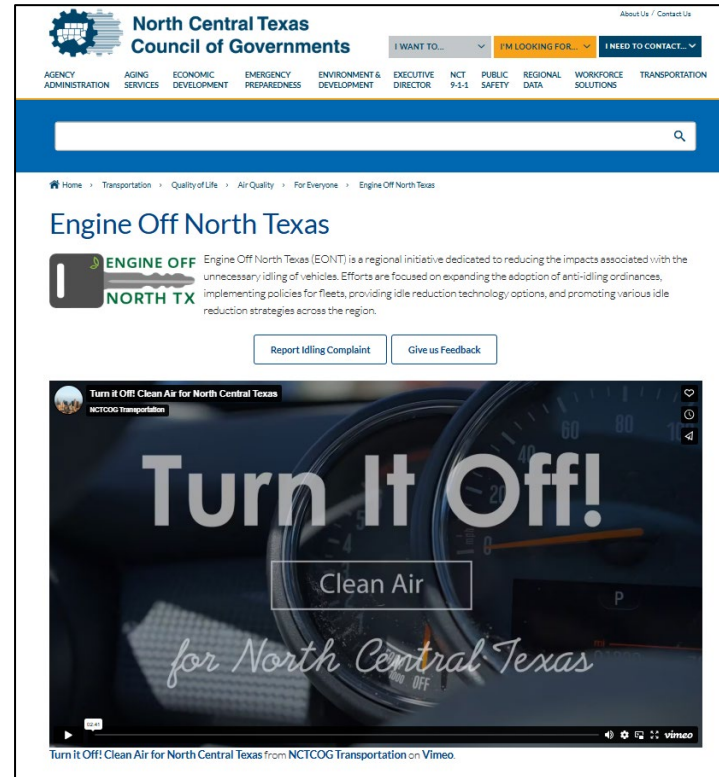
Regulatory Sign

Focused on deterring drivers from idling
in restricted areas

For cities with an adopted idling
restriction ordinance



Air North Texas Coalition



Website

Updated content

User-friendly layout

Technology: Reducing Idling without Sacrificing Comfort

On-Board Options

- Automatic Shutdown Devices
- Auxiliary Power Units (APUs)
- Battery-Powered or Alternative-Power Devices
- Fuel-Operated Heaters (Bunk Heaters)
- Thermal Storage Systems (Evaporative Coolers)

For more information, please visit the [EPA's website](#).



Photo: Getty Images



Funding for Diesel Replacements

Funding Source: Environmental Protection Agency (EPA) National Clean Diesel Funding Assistance Program

Call for Projects	North Texas Diesel Emissions Reduction Project 2024 – Round 2 Deadline June 13, 2025
Project Types	Replace On-Road and Non-Road Diesel Engines/Vehicles/Equipment; Install Locomotive Shore Power and Other Idle Reduction Technologies
Available Funding	\$1,275,932
Applicants	Private Fleets and Companies; Public Entities such as Municipalities and Airports
Geographic Area	10-County Nonattainment Area*, Area of Air Toxics Concern**
Clean Fleet Policy	Must Adopt RTC Clean Fleet Policy or Similar
Website	www.nctcog.org/NTDERCFP

* This includes Collin, Dallas, Denton, Ellis, Johnson, Kaufman, Parker, Rockwall, Tarrant, and Wise counties.

** This includes Dallas, Denton, and Tarrant counties. Source: [2022-2023 DERA Priority County List](#)



Partnering for Clean Air: Get Involved

For Local Governments

- Consider adopting a local idling ordinance
- Utilize free resources in the EONT Toolkit
- Explore enforcement strategies and resources
- Consider funding opportunities for idle reduction infrastructure and technologies

For Business and Fleet Operators

- Implement fleet idling reduction policies
- Educate drivers about idling impacts and best practices
- Consider investing in idle reduction technologies



Contact Us

www.engineoffnorthtexas.org



Trey Pope

Air Quality Planner III


tpope@nctcog.org | 817-695-9297



Jason Brown

Program Manager

jbrown@nctcog.org | 817-704-2514





CLEAN

air

ACTION DAY

JUNE 6, 2025

The First Friday in June





CLEAN *air*



JUNE 6, 2025

The First Friday in June





AIR NORTH TEXAS

Campaign Bi-monthly Quantification & Social Media Report

Air North Texas Coalition | May 15, 2025

Air North Texas Web Analytics

Total Views

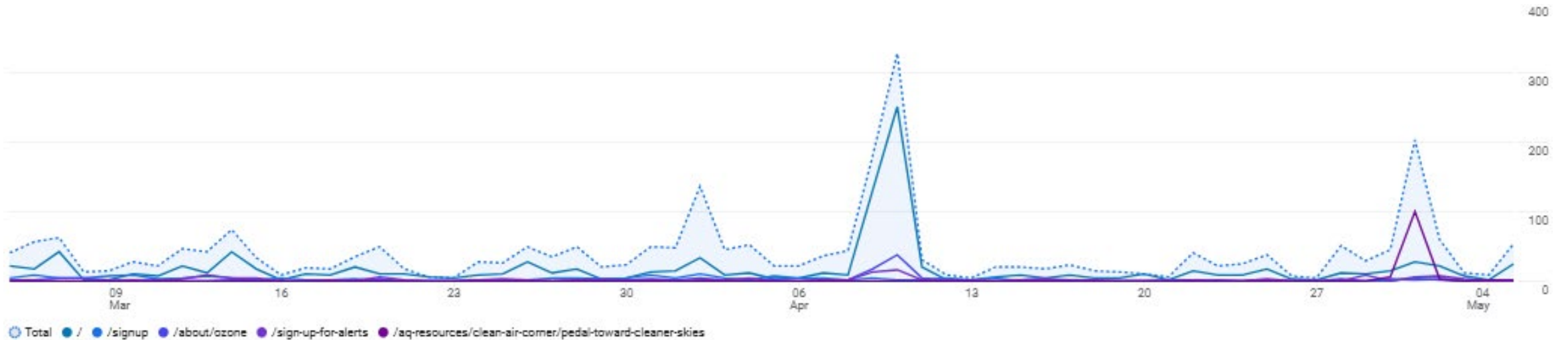
2,543

Users

1,528

Avg. engagement time per user

18s



Users by Device




420
27.6%



5
0.3%

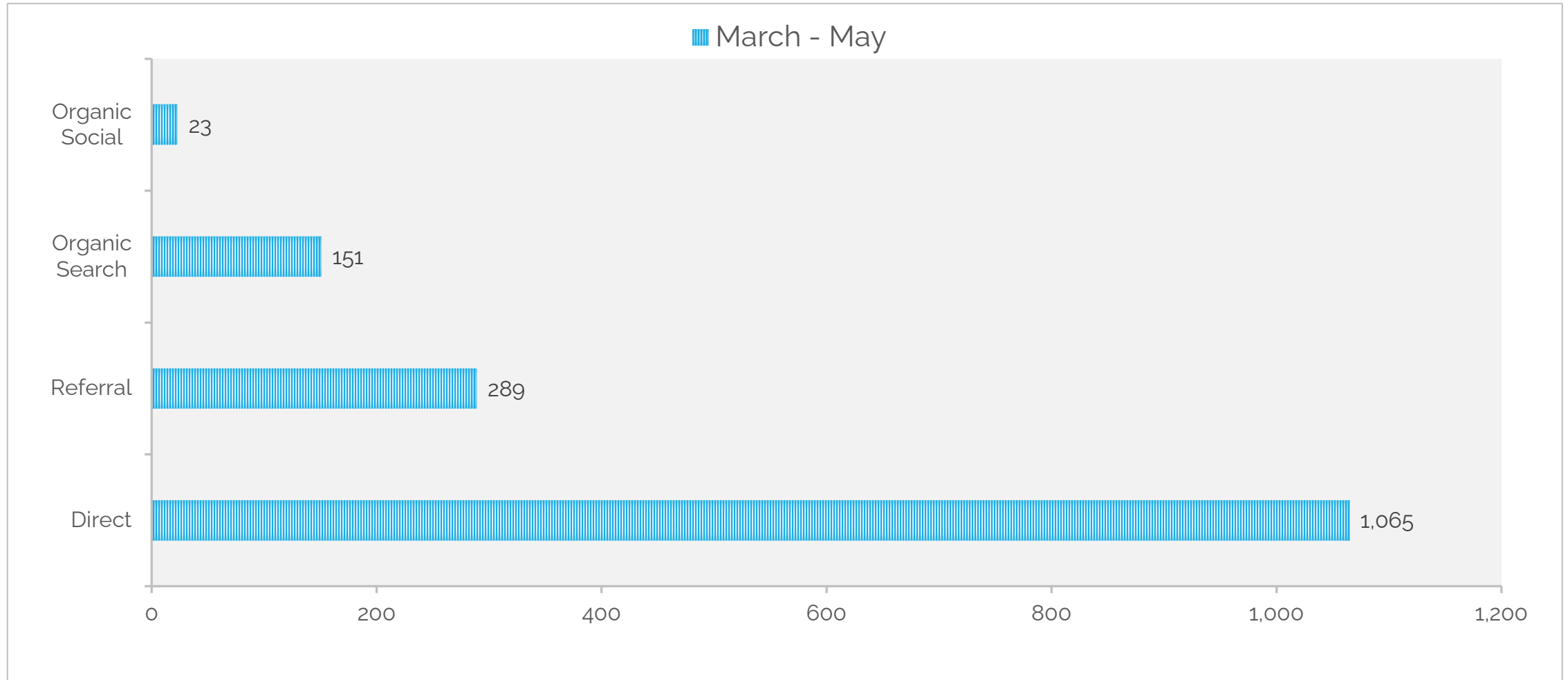


1,099
72.1%

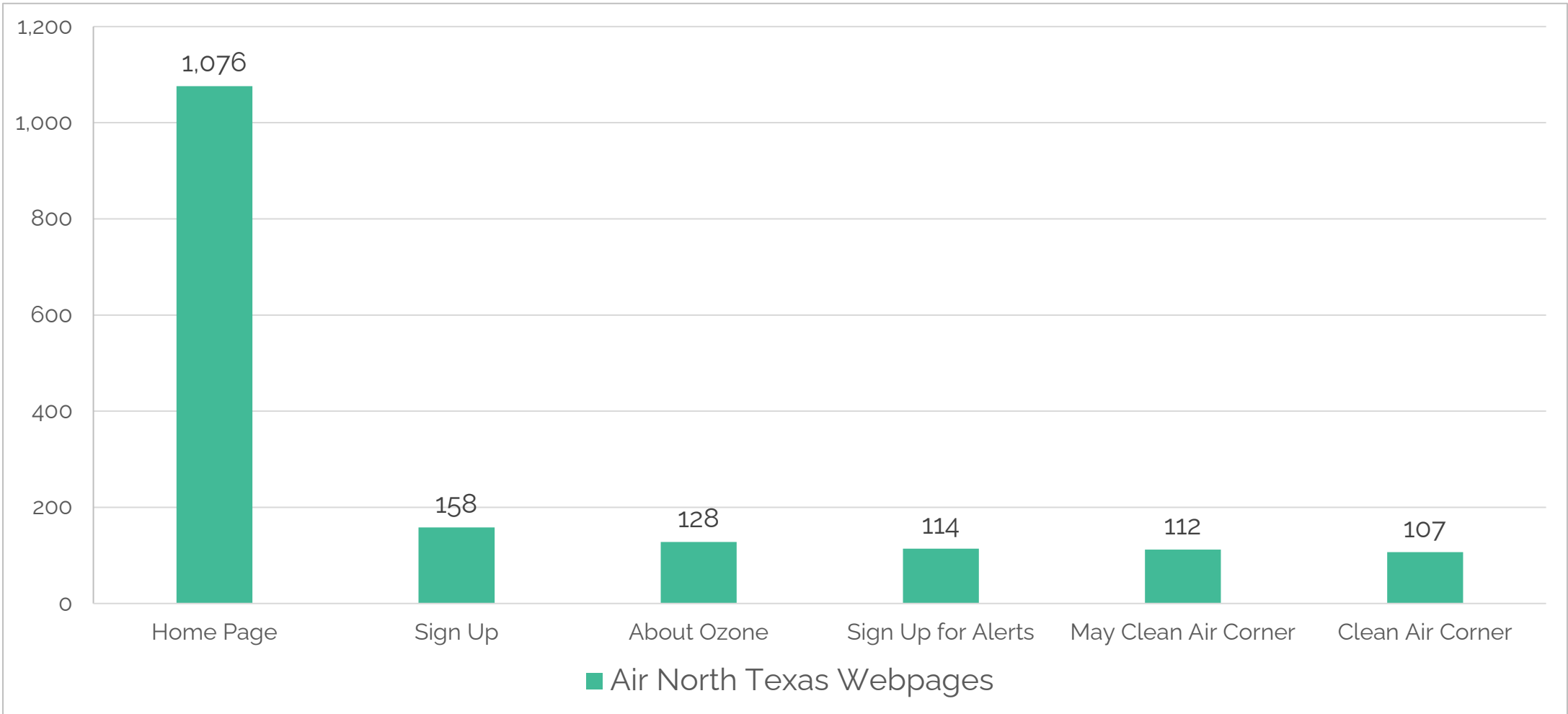


ANTx ANALYTICS

How Users Found Air North Texas



Top Pages Viewed





**AIR NORTH TEXAS
PARTNERS**



NCTCOG Transportation Department
@NCTCOGtrans · Government Organization

NCTCOG Transportation Department
April 1 · 🌐

Happy Earth Month! We have a busy month lined up for us as Earth Day celebrations begin around North Texas! ... See more

Earth Month	
April 5 1 pm	Earth Fest - Allen
April 12 9 am	Cedar Hill Beautification
April 13 12 pm	Oak Cliff Earth Day
April 15 10 am	El Centro College Earth Day
April 15 1 pm	DFW Airport Employee Earth Day
April 17	Texas Instruments
April 19 1 pm	Grand Prairie Earth Day
April 21 11 am	UTA Earth Day Fair
April 22 3 pm	UNT Health Science Center Earth Day Fair
April 23 10:30 am	Lockheed Martin Employee Earth Day
April 26 9 am	Mansfield Earth Day

NCTCOG Transportation Department · Follow
Reels · Apr 4 · 🌐

About Air North Texas

Ready to make a difference? Visit AirNorthTexas.org to learn more about our #AirQuality initiatives!

#AirNTx #NorthTexas #CleanAir #DFW #DallasFortWorth

🎵 In Flight Charlie Peac

NCTCOG Transportation Department
April 22 at 10:35 AM · 🌐

Happy Earth Day! 🌱

North Central Texas Council of Governments

NCTCOG Transportation Department · Follow
Reels · May 5 · 🌐

Air Quality Awareness Week

STAY AIR AWARE!

It's Air Quality Awareness Week! Learn about the impacts of air quality on our health and region, and Stay Air Aware by signing up for air quality alerts... See more





City of Grand Prairie - Municipal Government

@cityofgptx · Government Building

City of Grand Prairie, TX @gp_tx · Apr 16
Make clean air a priority to protect your health and that of your loved ones. Opt for sustainable choices and monitor air quality for better health! #AirNTX



City of Grand Prairie, TX @gp_tx · Apr 7
Join us for a fun-filled afternoon celebrating our planet in the heart of EpicCentral! Don't miss exotic animal encounters & FREE Tree Giveaways! #EarthDay



City of Grand Prairie, TX @gp_tx · Mar 25
Be aware during ozone season! Monitor the Air Quality Index to keep yourself and your loved ones safe from poor air quality. #AirNTX



City of Grand Prairie, TX @gp_tx · Mar 22
When the ozone reaches level Orange or higher, those with respiratory conditions like asthma, emphysema, or chronic bronchitis, along with children and older adults, should reduce outdoor exposure.

For more information, visit ow.ly/EvIW50VmLhW



ANTx NCTCOG CONTACTS

Kimberlin To

Communications
Supervisor

(817) 608-2362

kto@nctcog.org

Leslie Maldonado

Public Involvement
Intern

(817) 695-9109

lmaldonado@nctcog.org

Air North Texas Coalition Web Page:

<https://www.nctcog.org/trans/about/committees/air-north-texas-coalition>

