


Air North Texas Coalition
Thursday, November 21, 2024
1:30 – 3:00 pm

Agenda

1. Introductions Kimberlin To, NCTCOG
2. Overview
 - a. July 18 Meeting Kimberlin To
3. Discussion
 - a. Air Quality Update Daniela Tower, NCTCOG
 - b. Air North Texas Partner Award Winners Kimberlin To
 - c. Recognition Luncheon Invitation Kimberlin To
 - d. EV Charging Station Projects Jared Wright, NCTCOG
 - e. Administrative Announcements/Reminders Kimberlin To
 - i. Outreach Items
 - ii. Clean Air Corner
 - iii. Event Reminders
 - f. Website Quantification/Social Media Report Madiha Khan, NCTCOG
 - g. 2025 Schedule Kimberlin To
4. Other/Member Updates Kimberlin To
5. Additional Items Kimberlin To
 - a. **Next Meeting Information:**
Thursday, January 16
Conference Call: TBD
Phone Conference ID: TBD



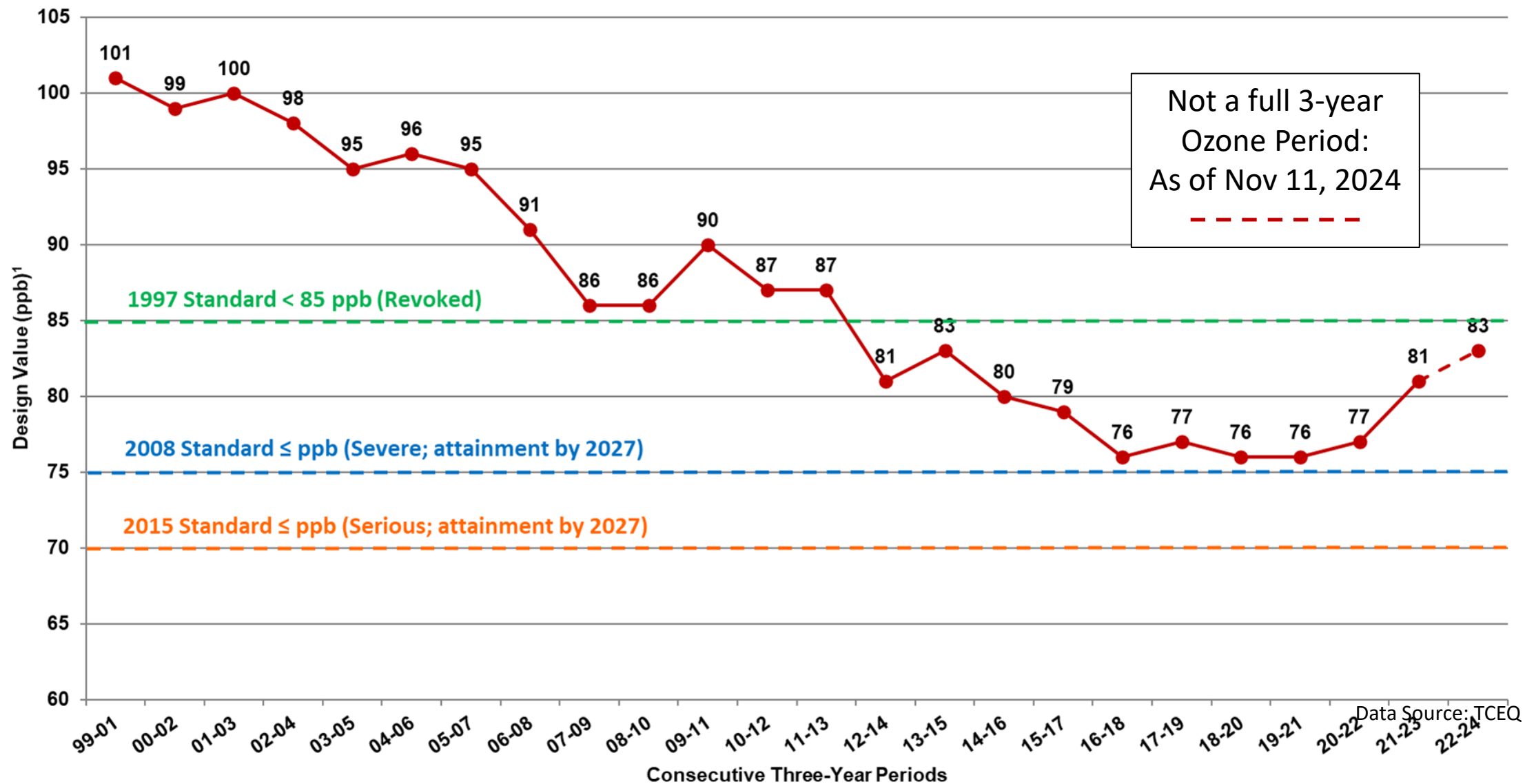


NCTCOG PRESENTATION

End of Ozone Season Recap

Daniela Tower | Air North Texas Coalition | 11.21.2024

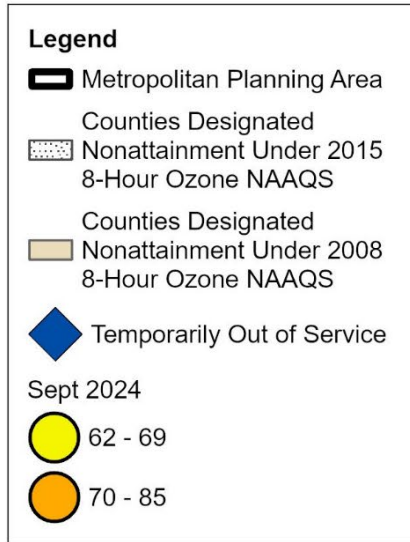
Ozone Design Value Trends



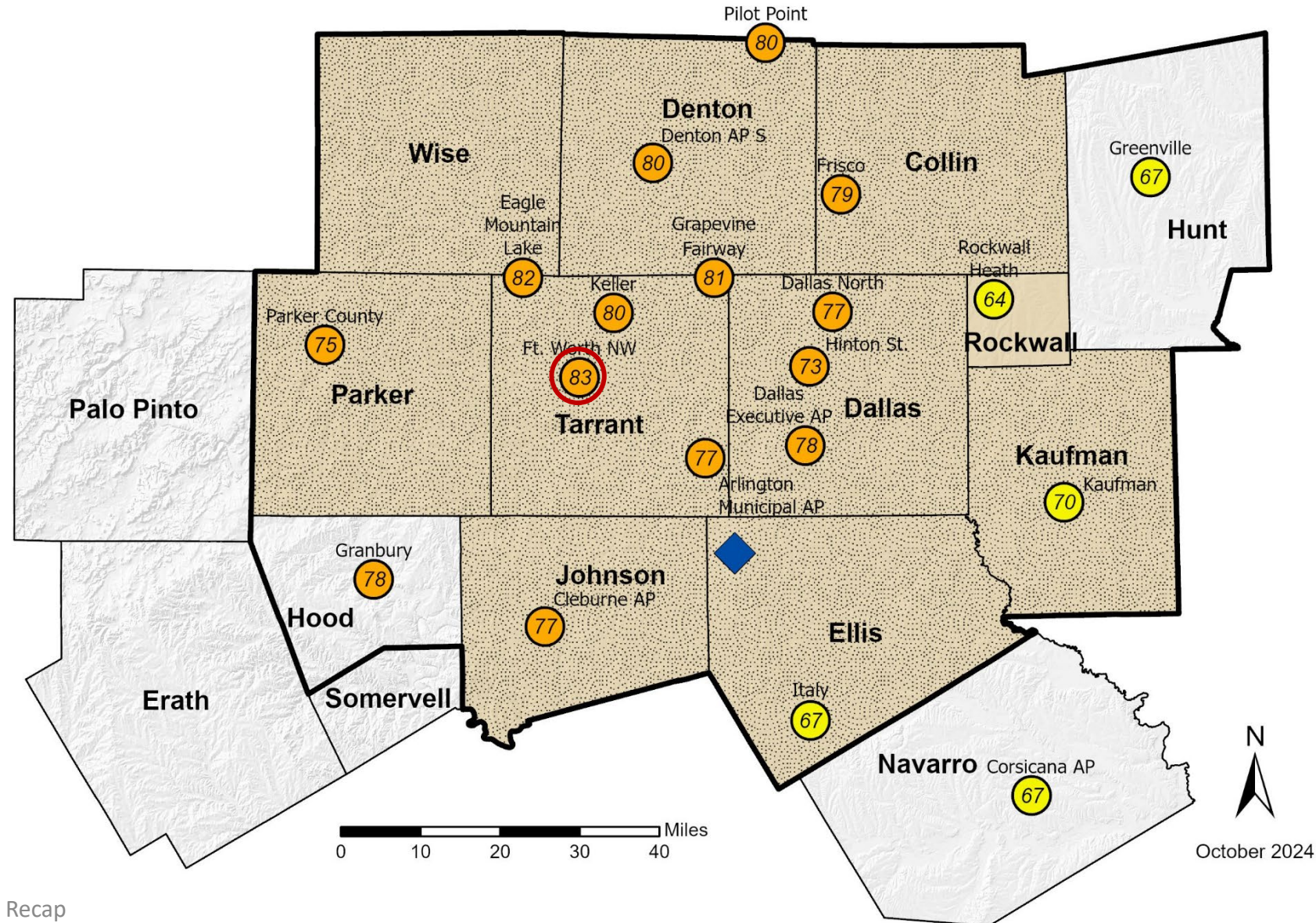
¹Attainment Goal - According to the US EPA National Ambient Air Quality Standards, attainment is reached when, at each monitor, the *Design Value* (three-year average of the annual fourth-highest daily maximum eight-hour average ozone concentration) is equal to or less than 70 parts per billion (ppb)



Monitor Locations with Associated 8-Hour Design Value

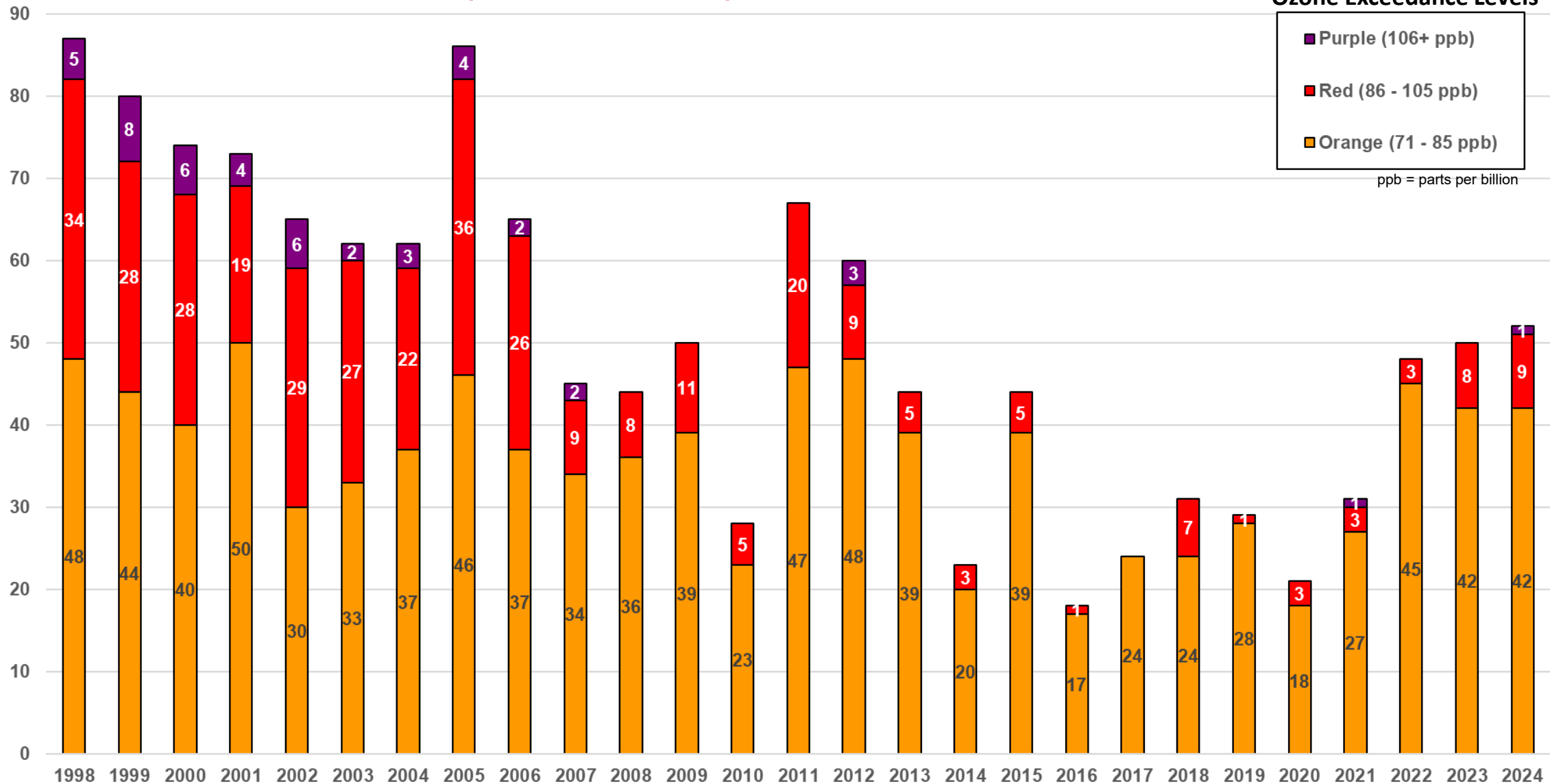


As of November 11, 2024



8-Hour Ozone NAAQS – Exceedance Trends

Based on ≤ 70 ppb (2015 Standard) – as of Nov 11, 2024

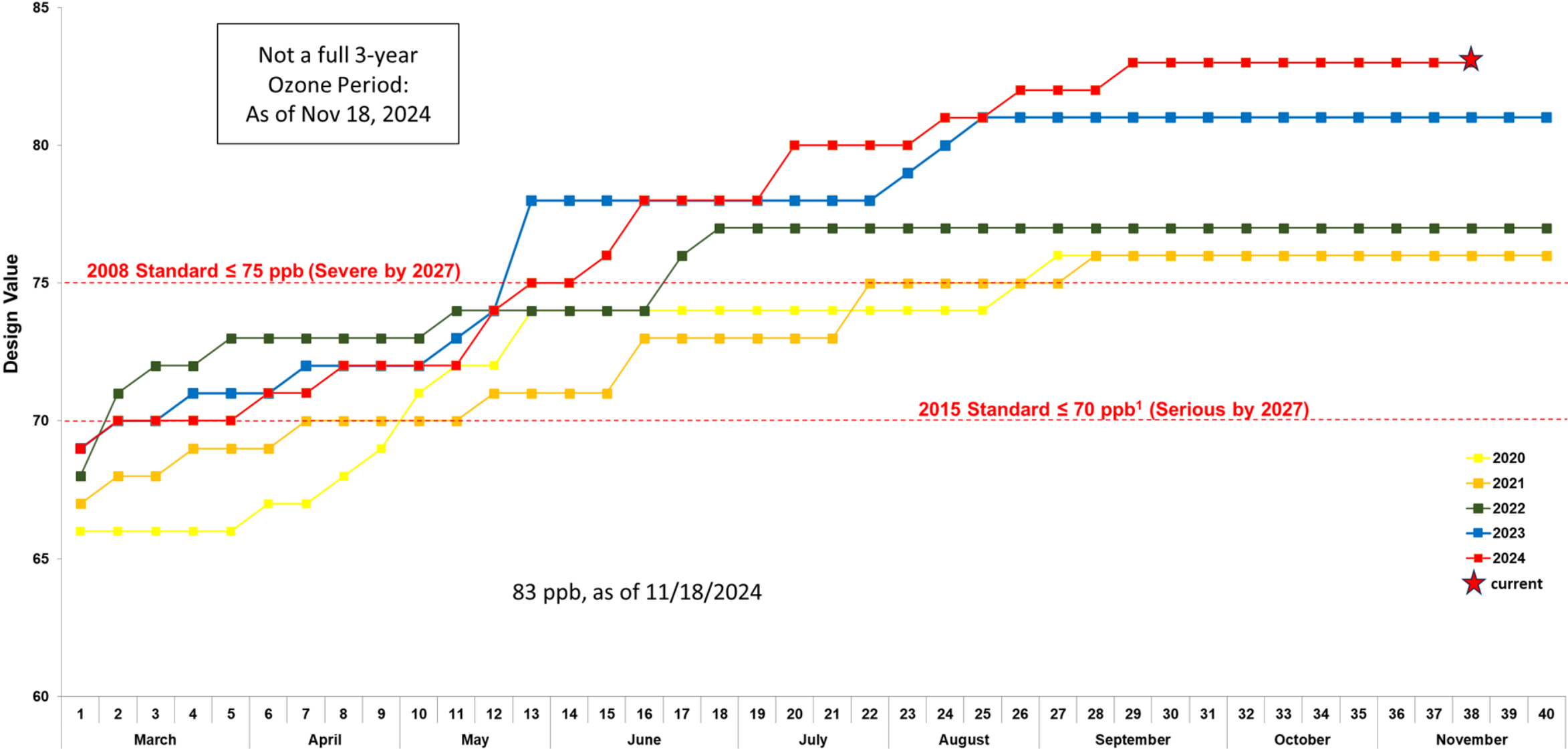


Exceedance Level indicates daily maximum eight-hour average ozone concentration.

Exceedance Levels are based on Air Quality Index (AQI) thresholds established by the EPA for the revised ozone standard of 70 ppb.

Source: TCEQ http://www.tceq.state.tx.us/cgi-bin/compliance/monops/8hr_monthly.pl

Historical Ozone Cumulative Exceedances: 2020 - 2024



2024 Ozone Season (as of November 11, 2024)

Attainment Based on Data from 2024-2026 Ozone Seasons

Top 10 Monitors	4 th Highest Value for Season			Design Value 2024 Monitor	State Implementation Plan 2026 Model
	2022	2023	2024		
Fort Worth Northwest	80	84	85	83	69
Eagle Mountain Lake	77	81	89	82	71
Grapevine Fairway	78	84	81	81	71
Denton Airport South	78	78	84	80	69
Keller	72	80	88	80	70
Pilot Point	77	81	83	80	70
Frisco	73	82	84	79	72
Dallas Executive AP	77	79	80	78	66
Granbury	81	79	76	78	N/A
Arlington Municipal AP	77	74	80	77	68


Mobile Source Air Quality Initiatives



Rideshare. Record. Reward.



Dallas-Fort Worth
CLEAN CITIES

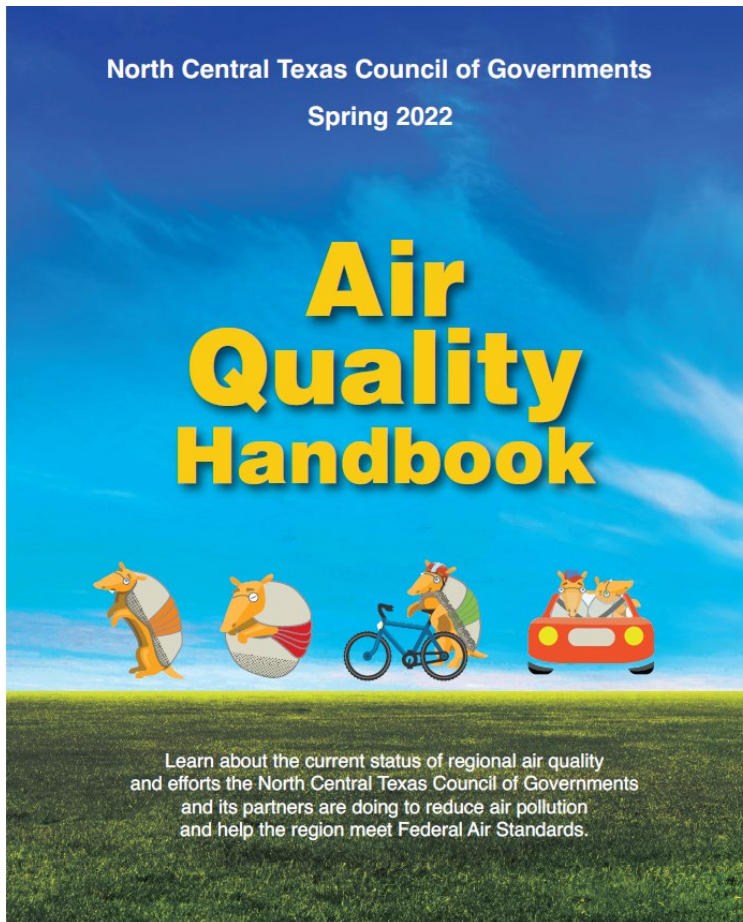


End of Ozone Season Recap

Air Quality – Path Forward

Handbook 2022 - update in Spring 2025

English



https://nctcog.org/nctcg/media/Transportation/DocsMaps/Quality/Air/AQ2022printer_Spring.pdf

Spanish



<https://www.nctcog.org/nctcg/media/Transportation/DocsMaps/Quality/Air/AQ2022SPANISH.pdf>

Vietnamese



<https://www.nctcog.org/getmedia/787b9fe9-94d9-4d76-9701-020876a06e61/AQHbkViet.pdf>

FOR MORE INFORMATION

CHRIS KLAUS
Senior Program Manager
cklaus@nctcog.org
817-695-9286

JENNY NARVAEZ
Program Manager
inarvaez@nctcog.org
817-608-2342

VIVEK THIMMAVAJJHALA
Transportation System Modeler
vthimmavajjhala@nctcog.org
817-704-2504

ANALISA GARCIA
Air Quality Planner
agarcia@nctcog.org
817-695-9170

DANIELA TOWER
Air Quality Planner
dtower@nctcog.org
817-704-5629

<https://www.nctcog.org/trans/quality/air/ozone>



***AIR NORTH TEXAS
PARTNER AWARDS***

***THE AWARD FOR OUTSTANDING ACHIEVEMENT
IN INITIATIVE IS AWARDED TO
CITY OF DALLAS***



2024
Air North Texas

OUTSTANDING INITIATIVE

Awarded to :

City of Dallas

FOR EXCEPTIONAL SUPPORT OF AIR NORTH TEXAS



North Central Texas
Council of Governments

***THE AWARD FOR OUTSTANDING ACHIEVEMENT
IN EDUCATION IS AWARDED TO
CITY OF PLANO***



2024
Air North Texas

OUTSTANDING EDUCATION

Awarded to :

City of Plano

FOR EXCEPTIONAL SUPPORT OF AIR NORTH TEXAS



North Central Texas
Council of Governments

***THE AWARD FOR OUTSTANDING ACHIEVEMENT
IN OUTREACH IS AWARDED TO
CITY OF CEDAR HILL***



2024
Air North Texas

OUTSTANDING OUTREACH

Awarded to :

City of Cedar Hill

FOR EXCEPTIONAL SUPPORT OF AIR NORTH TEXAS



North Central Texas
Council of Governments

THE ARLO AMBASSADOR AWARD GOES TO CITY OF CEDAR HILL



2024
Air North Texas

ARLO AMBASSADOR

Awarded to :

City of Cedar Hill

FOR EXCEPTIONAL SUPPORT OF AIR NORTH TEXAS



North Central Texas
Council of Governments



***AIR NORTH TEXAS
PARTNER OF THE
YEAR AWARD***



City of Grand Prairie



RECOGNITION LUNCHEON

Recognizing regional successes in
improving air quality and mobility

DECEMBER 12, 2024 | 11:00AM-12:30PM

In the past calendar year, the region has obtained over \$300 million in Federal discretionary grant awards. NCTCOG wishes to recognize the efforts of its staff, as well as our local government and transportation provider partners, in celebrating this accomplishment.

The Air North Texas Partner Awards recognizes entities for their educational and outreach efforts in improving air quality in North Texas.

The Dallas-Fort Worth Clean Cities Fleet Recognition Awards recognizes fleets for their efforts to improve air quality in the Dallas-Fort Worth region through the use of alternative fuels and fuel efficiency measures.

North Central Texas Council of Governments
Transportation Council Room
616 Six Flags Drive | Arlington, TX 76011



North Central Texas
Council of Governments

RSVP by 12/6
recognition_luncheon.eventbrite.com





North Central Texas
Council of Governments

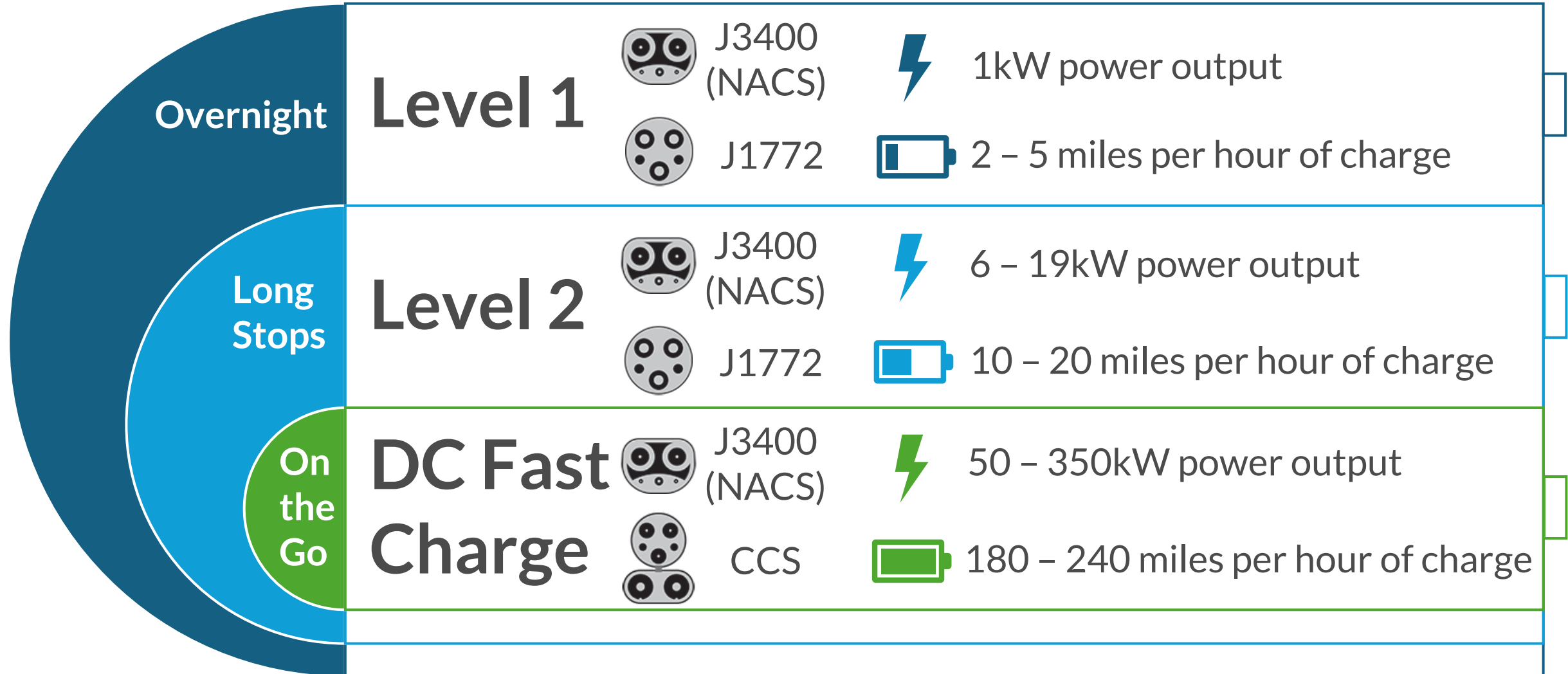


Dallas-Fort Worth
CLEAN CITIES

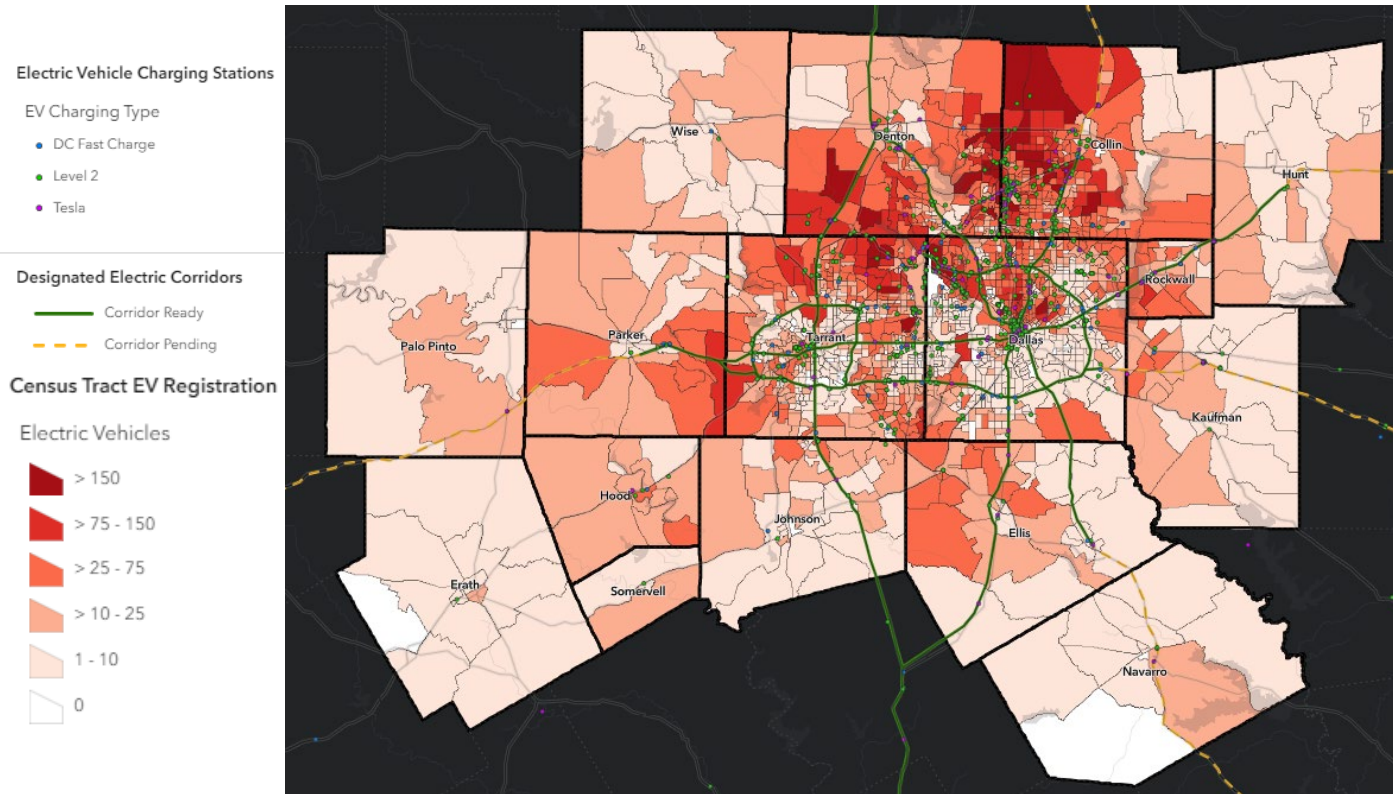
Regional EV Charging Station Projects

Air North Texas
November 21, 2024

Types of EV Charging and Infrastructure



Texas Data and Trends



Electric Vehicle (EV) Registration Data

dfwcleancities.org/evnt -> EVs and Texas

Region	November 2023	November 2024	Increase
Texas	235,183	326,332	39%
Dallas-Fort Worth (DFW)	87,549	118,725	36%
Austin	46,268	64,440	39%
San Antonio	21,921	29,150	33%
Houston	57,540	81,883	42%

Charging Sites Statewide (includes Tesla):

- 3,090 Level 2
- 568 DC Fast

afdc.energy.gov/stations

Grid Impacts of EV Charging

Electric Vehicle Numbers Today

326,332 EVs
registered in
Texas as of
November 2024

1.2% of vehicles
in Texas were
EVs as of
November 2024



39% annual growth rate of EV adoption in
Texas as of November 2024



Every DC Fast and Level 2 charger working at
the maximum rate at the same time would
consume **667.3 MW** of ERCOT's 2024 expected
peak demand capacity of **103,609 MW**



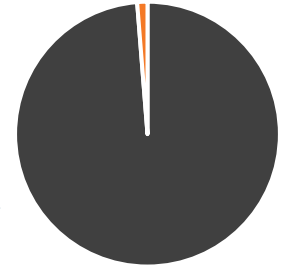
Source: [September 2024 ERCOT Fact Sheet](#), [TxDOT Texas Electric Vehicle Infrastructure Plan](#)

Energy Usage Projections

EVs will use

1.25%

Of ERCOT's load by
2029

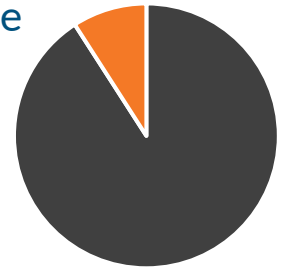


In Comparison

Data centers will use
up to

9.1%

Of ERCOT's load by
2030



Source: [May 2024 EPRI Report on AO and Data Center Energy Consumption](#)

Regional EV Charger Investments

North Texas Reliable EV Infrastructure (NTx-REVI) Project

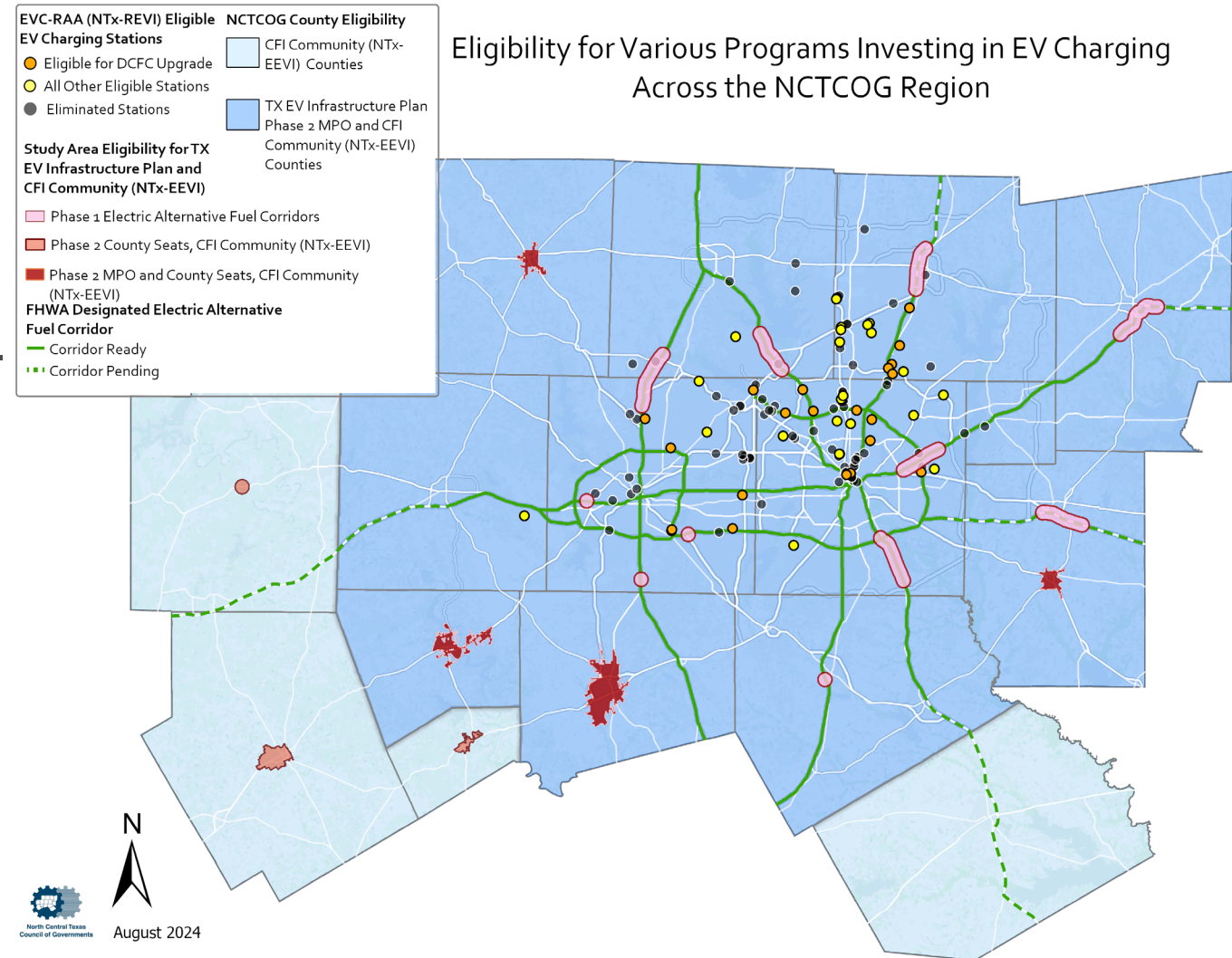
\$3.6 million to repair and replace non-operational chargers in the 16-county NCTCOG region

North Texas Equitable EV Infrastructure (NTx-EEVI) Project

\$15 million to build up to 100 EV charging ports in the 16-county NCTCOG region, with emphasis on underserved areas

Texas EV Infrastructure Plan

~\$70 million to build EV charging in the NCTCOG Metropolitan Planning Area (MPA) and county seat sites (Managed by TxDOT)



EV Charger Investment Priorities

Program:	NTx-REVI \$3.6 Million	NTx-EEVI \$15 Million	Texas EV Infrastructure Plan: Phase 2 MPO Allocation ~\$60 Million
Eligibility	Subset of Locations Prescribed by FHWA “Like for Like” Charger Upgrade OR Upgrade to DC Fast Charge if within 1 mile of designated highway corridor	Public Sector Properties Level 2 or DC Fast Charge; proposal emphasized DC Fast Charge	Private Sector Properties Level 2, DC Fast Charge, or Medium/Heavy Duty Truck Charging; TxDOT has advised <i>against</i> Level 2
Emphasis Areas*	Connecting the Region Proximity to Existing/Planned Stations Increasing Access in Key Areas Streamlining NCTCOG Implementation	Justice 40 Areas Areas with Low Ratio of Private Parking or High Ratio of Multi-Family Housing Sites that can also Serve as Multi-Modal or Fleet Charging Hubs Rural Areas	To Be Determined; Preliminary Ideas: Evacuation Routes and “Secondary Highways” not Designated as Alternative Fuel Corridors (e.g. US 287, US 380, etc.) MHD Truck Charging Hubs

County Eligibility by Funding Program

County	NTx-REVI	NTx-EEVI	Texas EV Infrastructure Plan Phase 1	Texas EV Infrastructure Plan Phase 2 - MPO	Texas EV Infrastructure Plan Phase 2 - County Seats	Total Programs
Collin	X	X	X	X		4
Dallas	X	X	X	X		4
Denton		X	X	X		3
Ellis		X	X	X		3
Erath		X			X	2
Hood		X		X	X	3
Hunt		X	X	X		3
Johnson		X		X	X	3
Kaufman		X	X	X	X	4
Navarro		X	X			2
Palo Pinto		X			X	2
Parker		X		X		2
Rockwall		X		X		2
Somervell		X			X	2
Tarrant	X	X	X	X		4
Wise		X		X	X	3

How to Get Involved

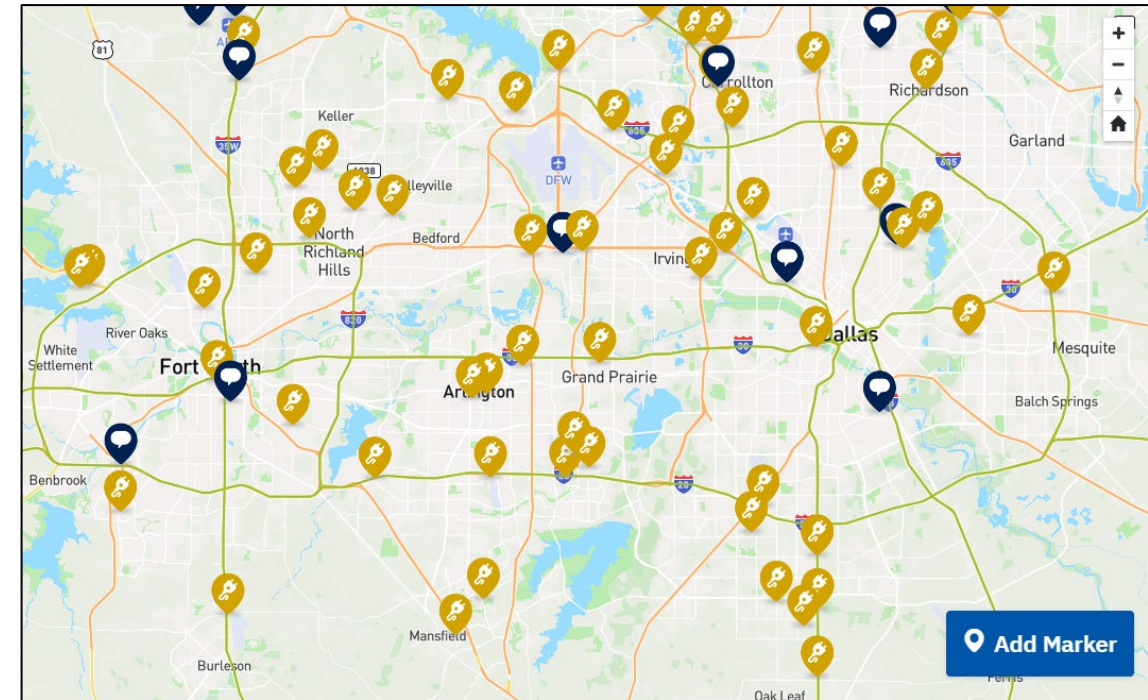
Seeking input on NTx-EEVI and Texas EV Infrastructure Plan at
publicinput.com/nctcogevcharging

Sign up for email updates for future public engagement events in the NCTCOG region

Link to TxDOT Interactive Map to submit comments and site suggestions

Spread the word!

Texas EV Infrastructure Plan Interactive Map



<https://engagetxdot.mysocialpinpoint.com/texas-electric-vehicle-ev-charging-plan-interactive-map>

Charging Smart

Supports local governments in achieving equitable EV-readiness goals

No-cost structured technical assistance and designation program

Streamlines planning, permitting, and inspections for EV infrastructure deployment



Department of Energy EMPOWER Workplace Charging Project



Provides support and resources to employers and employees interested in workplace charging

Interested workplaces can join as an EMPOWER workplace, NCTCOG will assist with identifying funding and completing installation of EV charging projects

Complete survey at www.dfwcleancities.org/workplacecharging or contact us at cleancities@nctcog.org if you are currently offering workplace charging or are interested in workplace charging resources to get started

EMPOWER is accepting nominations until December 31 for workplaces championing employee EV charging, one winner will have a short film highlighting their success, more info at workplacecharging.com

Contact Us



Lori Clark
Senior Program Manager
& DFWCC Director
lclark@nctcog.org



Jared Wright
Senior Air Quality Planner
jwright@nctcog.org



Joslyn Billings
Air Quality Planner
jbillings@nctcog.org



Maggie Quinn
Air Quality Planner
mquinn@nctcog.org



Dallas-Fort Worth
CLEAN CITIES



dfwcleancities.org



cleancities@nctcog.org



[@NCTCOGTrans](https://twitter.com/NCTCOGTrans)



[linkedin.com/showcase/dfwcleancities/](https://www.linkedin.com/showcase/dfwcleancities/)



Air North Texas Coalition Meeting Schedule - 2025

Conference Calls

Time/Day: 1:30 – 3:00 p.m. / Thursdays – every other month

Call # – TBD

Participant PIN – TBD

On-Site Meetings

Time/Day: 1:30 – 3:00 p.m. / Thursday, May 15, 2025

1:30 – 3:00 p.m. / Thursday, November 20, 2025

Location: NCTCOG – Fred Keithley Conference Room
616 Six Flags Drive
Arlington, Texas 76011

Schedule

January 16	Conference call
March 20	Conference call
May 15	On-site meeting
July 17	Conference call
September 18	Conference call
November 20	On-site meeting

** Calls for Presentations from partners accepted two-weeks prior to on-site meetings.*



AIR NORTH TEXAS

Campaign Bi-monthly Quantification & Social Media Report

Air North Texas Coalition | November 21, 2024

Air North Texas Web Analytics

Visits

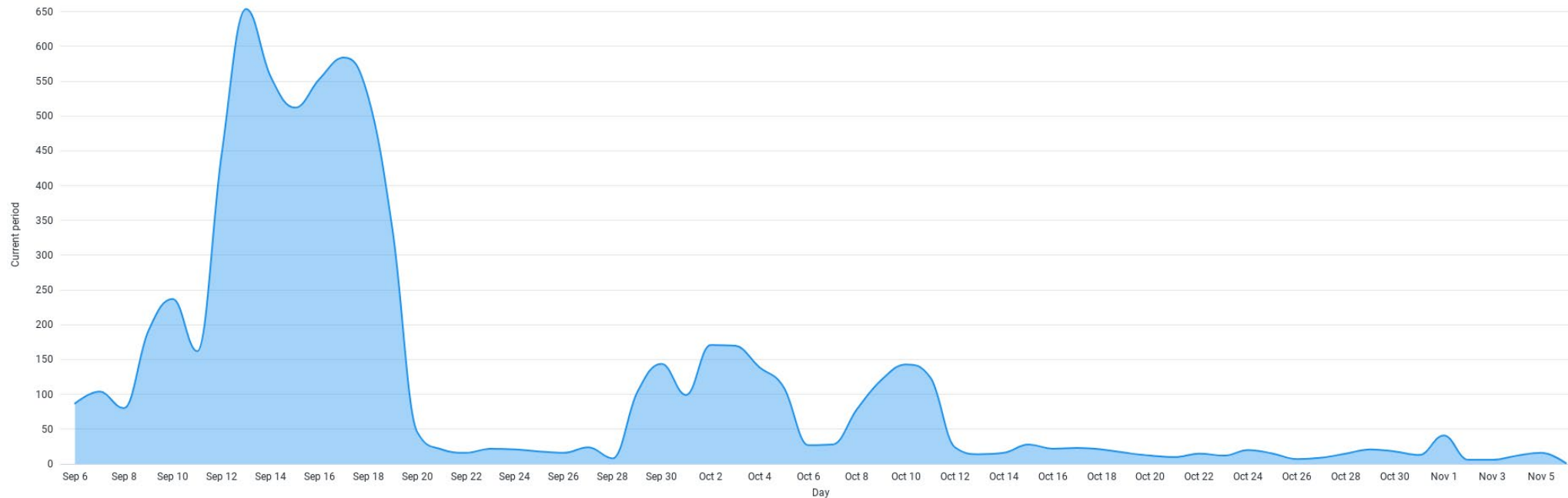
7,170

New Visits

6,382

Avg. Time

04:05



Visits by Device




6,312



63

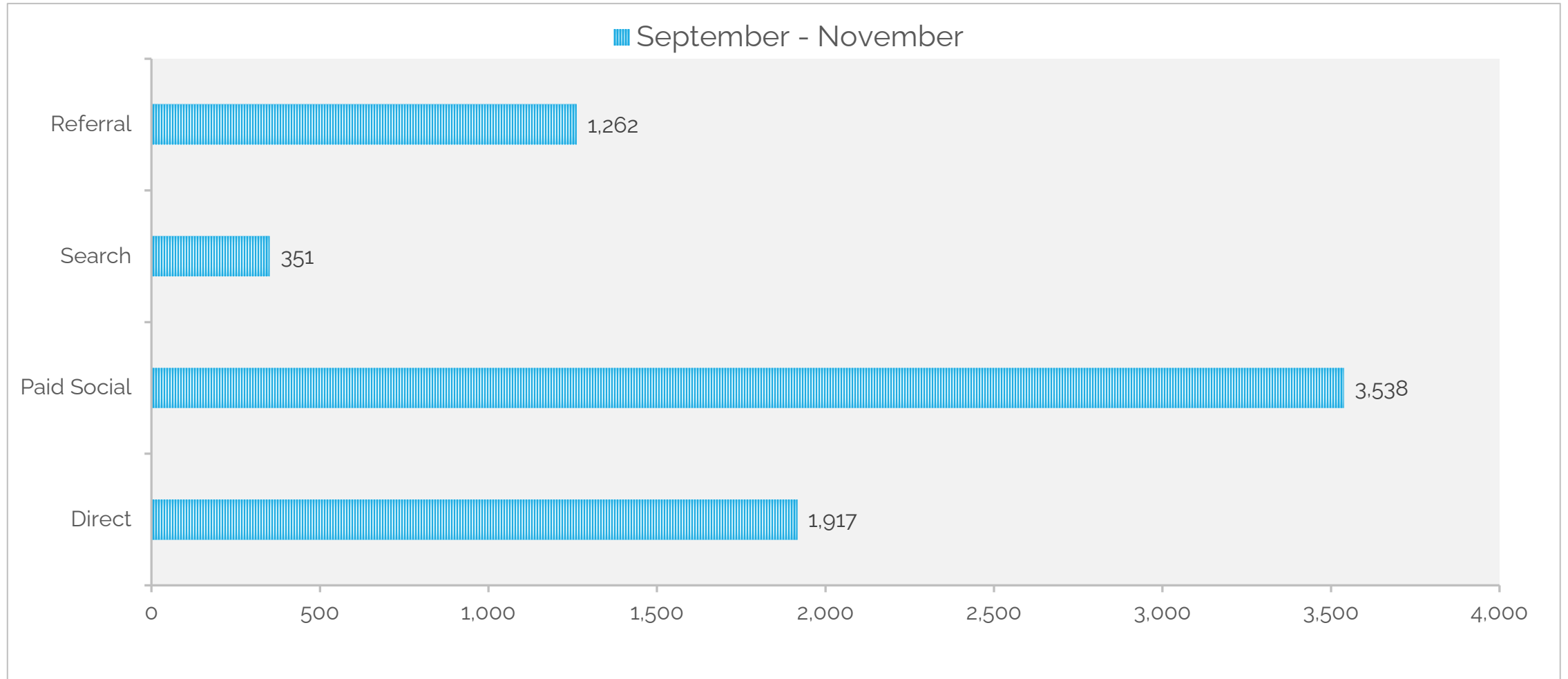


795

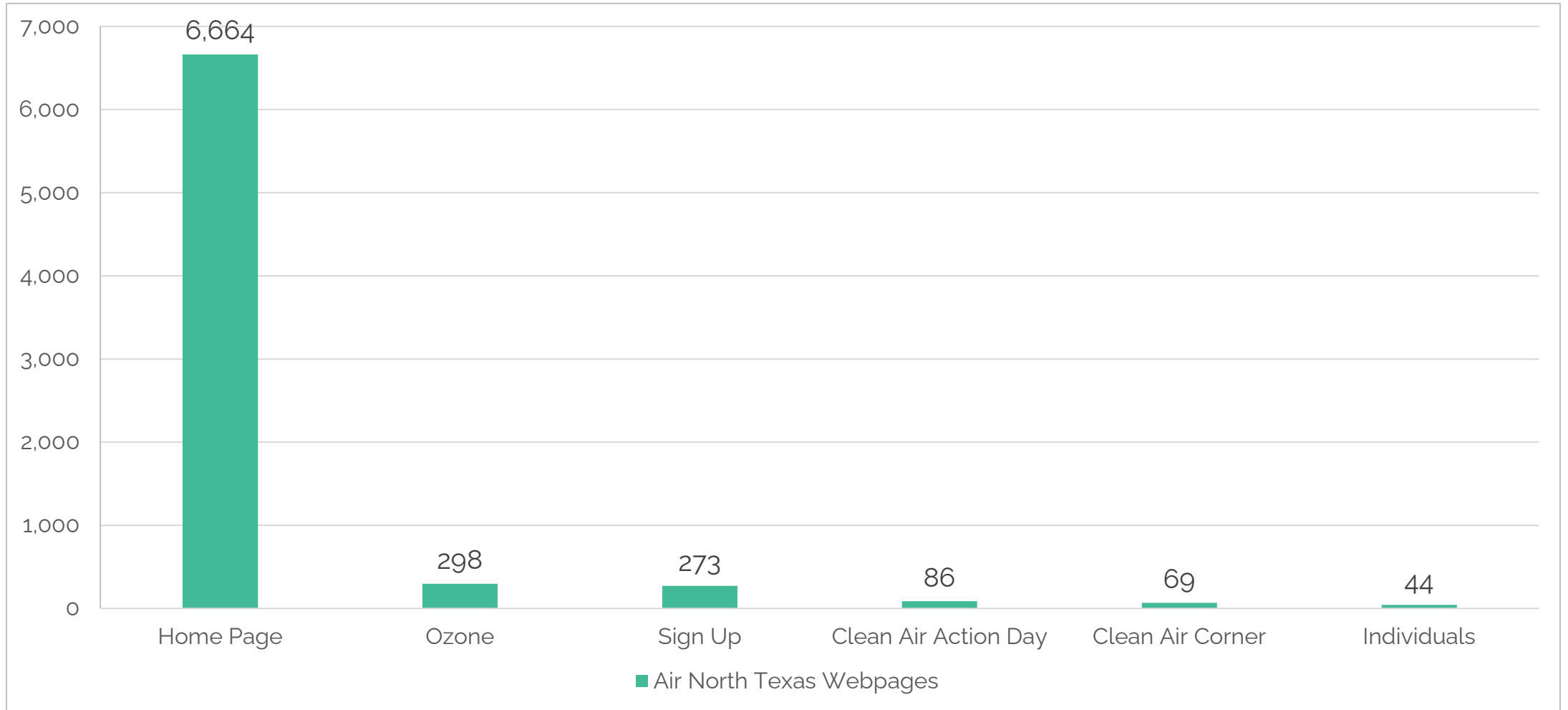


ANTx ANALYTICS

How Visitors Found Air North Texas



Top Pages Viewed





AIR NORTH TEXAS
PARTNERS



City of Grand Prairie - Municipal Government

@cityofgptx · Government Building



Dallas Climate Action
@DallasClimate

 **City of Grand Prairie, TX @gp_tx · Sep 26** ...
It is never too late to take action, by signing up for air pollution alerts you can stay up to date with the air quality index and learn which clean air choice you can make today!

Visit aimorthtexas.org to learn more. #AirNTX



 **City of Grand Prairie, TX @gp_tx · Oct 5** ...
Arlo is off to the state fair! 🎡🌟
Save money and help the planet by carpooling or hopping on the DART to Fair Park.

Visit ow.ly/BA1r50TEvig for details. Learn more about the benefits of public transportation at aimorthtexas.org
#AirNTX #Arlo



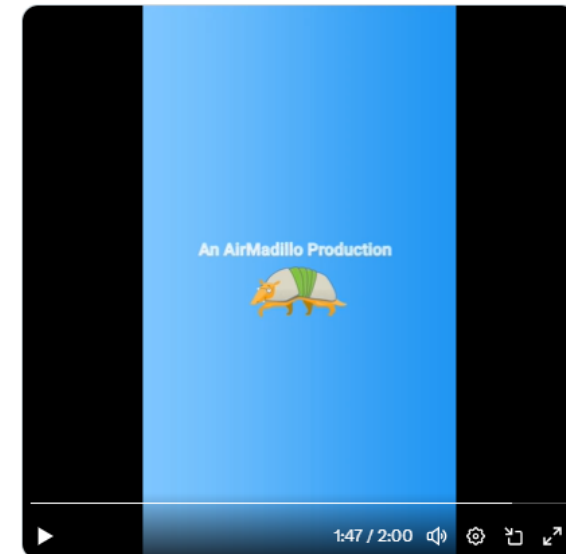
 **City of Grand Prairie, TX @gp_tx · Oct 14** ...
Make this Halloween a treat for the planet! 🍬🌍

Embrace natural decorations, unleash your creativity with DIY crafts, and opt for solar-powered lights. #AirNTX



 **Dallas Climate Action @DallasClimate · Sep 4** ...
Learn more about Ozone Action Day!

@NCTCOGtrans



ANTx NCTCOG CONTACTS

Kimberlin To

Communications
Supervisor

(817) 608-2362

kto@nctcog.org

Leslie Maldonado

Public Involvement
Intern

(817) 695-9109

lmaldonado@nctcog.org

Air North Texas Coalition Web Page:

<https://www.nctcog.org/trans/about/committees/air-north-texas-coalition>

