

Federal Highway Administration Measure Target Re-affirmation or Revisions

**NCTCOG Public Meeting
August 6, 2020**

James McLane

What Is Performance Measurement?

Framework for relating observed performance of the transportation system to:

Regional goals and priorities

Planning processes and documents

Project selection and Policies

Recent Federal transportation legislation (MAP-21/FAST Act)

Long history of performance measurement at NCTCOG

Setting targets is only beginning of the story!

Performance Measurement Activities

COVID-19: Changing Mobility

Local: Progress North Texas

Federal:

Later: Safety (PM1) = 5

Later: Transit Asset Management (TAM) = 4

Later: Transit Safety (PTASP) = 4

Later: Pavement and Bridge (PM2) = 6

Now: System Performance (PM3) = 7

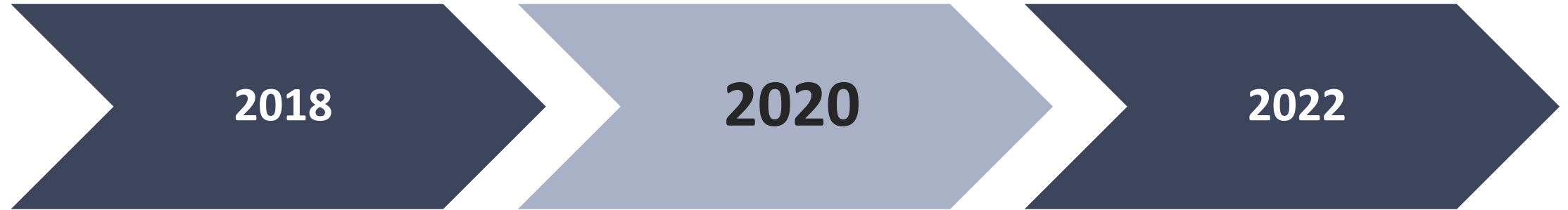


Progress North Texas 2020

Additional Examples:

www.nctcog.org/pm

Upcoming PM2/PM3 Action



**First Performance
Period began**

**Mid-performance
period report due**

**First Performance
period ends**

**RTC adopted targets
for 2020 and 2022**

**RTC adjusts or
reaffirms 2022
targets**

**Second performance
period begins**

**RTC adopts targets
for 2024 and 2026**

PM3: System Performance, Freight, and CMAQ

7 Measures related to various aspects of the transportation system








Reliability, Congestion, Mode Choice, Emissions

November 8, 2018: RTC Adopted quantitative 2020 and 2022 regional targets

Updated targets due to FHWA via TxDOT October 1st

COVID-19 Impacts yet to be determined

PM3: DRAFT Recommendations

Measure	Desired Trend Indicating Improvement	Original Targets (as of 2018)		Updated Forecast/Trend		2022 Target Recommendation
		2020	2022	2020	2022	
Interstate Reliability		78.6%	79.5%	78.4%	79.5%	Re-affirm 79.5%
Non-Interstate Reliability		N/A	71.1%	74.4%	76.1%	Re-affirm 71.1%
Truck Travel Time Reliability		1.71	1.66	1.83	1.90	Revise 1.90* Aspirational 1.83
Peak Hour Excessive Delay		N/A	15.00 hrs.	13.25 hrs.	12.51 hrs.	Re-affirm 15.00 hrs.
Non-SOV Travel		19.9%	20.2%	19.8%	20.0%	Re-affirm 20.2%
Total Emissions Reductions – NOx		2,892.96	5,062.68	5,884.42	7,403.95	Revise 7,403.95
Total Emissions Reductions - VOC		599.67	1,079.40	1,418.56	1,814.02	Revise 1,814.02

*Accept revised target resulting in development of work plan with focus to improve freight movement

PM3: Related Policies, Programs, Projects

Actively address worsening freight reliability with programs, policies, and projects to support freight movement

Existing Examples:

Incident Detection and Response (tow truck staging)

Techniques Encouraging Trucks from Peak Periods

Supporting Alternative Transportation Options

Assessing COVID-19 impacts on measures

Addressing measures in planning processes


Ongoing Congestion Management Process update

Upcoming Mobility plans

UTP/10-Year Plan

2021-2024 TIP

Schedule



July 24	STTC Information
August 10	Online Public Input Opportunity
August 13	RTC Information (PM3)
August 28	STTC Action (PM3)
September 10	RTC Action (PM3)
October 1	Revised PM3 Targets Due to FHWA via TxDOT
November 2020- Early 2021	Possible RTC Action on PM2 Targets (Depending on TxDOT)
Early 2021	Anticipated RTC Action on PM1/TAM/PTASP Targets

Questions, Comments, Contacts

James McLane
Senior Information Analyst
817-704-5636
jmclane@nctcog.org

Jenny Narvaez
Program Manager
817-608-2342
jnarvaez@nctcog.org

Chris Klaus
Senior Program Manager
817-695-9286
cklaus@nctcog.org

<https://www.nctcog.org/pm/fed>

