



## Crossing Safely

Know your pedestrian traffic signals. Follow these instructions for crossing safely:




### Start Crossing.

Be sure to look both ways before entering the roadway.



### Don't Start.

Flashing or counting down: Do not enter the roadway; finish crossing if you've already started.



### Don't Cross.

Steady: Do not enter the roadway. Yield to vehicles until the "walk" sign appears.

## Resources

For more information on Pedestrian Safety, please visit the following websites:

Federal Highway Administration (FHWA)  
[safety.fhwa.dot.gov/local\\_rural/pedcampaign/](http://safety.fhwa.dot.gov/local_rural/pedcampaign/)

Texas Department of Transportation (TxDOT)  
[txdot.gov/safety/tips/pedestrians.htm](http://txdot.gov/safety/tips/pedestrians.htm)

National Highway Traffic Safety Administration  
[nhtsa.gov/Pedestrians](http://nhtsa.gov/Pedestrians)

Association of Pedestrian and Bicycle Professionals (APBP)  
[apbp.org/](http://apbp.org/)

## Contact Info

North Central Texas  
Council of Governments

P.O. Box 5888  
Arlington, Texas 76005  
817-695-9240

[nctcog.org/bikeped](http://nctcog.org/bikeped)  
[facebook.com/nctcogTRANS](https://facebook.com/nctcogTRANS)  
[twitter.com/nctcogTRANS](https://twitter.com/nctcogTRANS)  
[youtube.com/nctcogTRANS](https://youtube.com/nctcogTRANS)



walking safely  
tips for pedestrian safety

bicycle and pedestrian safety initiative

NCTCOG

## Safety Tips for Pedestrians

### Be Aware

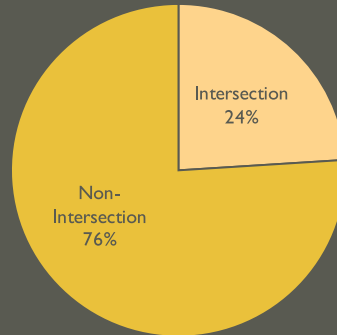
- Always cross at crosswalks and/or intersections. Do not attempt to cross between parked cars.
- Look left, right, and left again before crossing the street.
- Always obey traffic signs and signals. Never try to race the light.
- Watch for turning vehicles at intersections and for cars that are backing up.
- Walk on sidewalks or paths whenever they are present.
- Be aware of vehicles in all lanes. Drivers in one lane might not notice you are attempting to cross the street.
- Walk across streets. Don't run.

### Be Seen

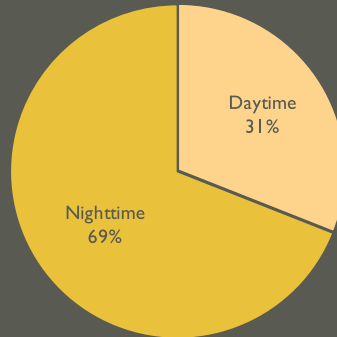
- See and Be seen. Drivers cannot avoid you if they do not see you.
- Try to make eye contact with drivers before you cross the street.
- Wear retro-reflective materials, especially when walking at night or in poor weather. These materials bounce back light and make it easier for motorists to see you.

## Your Safety is Important

According to the National Highway Traffic Safety Administration (NHTSA), 4,092 pedestrians were killed in traffic crashes in 2009. Pedestrian deaths accounted for 12 percent of all traffic fatalities.



76 percent of all pedestrian fatalities occurred at non-intersection locations.



69 percent of all pedestrian fatalities occurred at night.

## Pedestrian Safety for Kids

The NHTSA estimates that 59,000 pedestrians were injured in 2009. 13,000 of those injured were children below the age of 14.

Nearly one-fifth (19 percent) of traffic fatalities were pedestrians aged 14 years or younger. The vast majority of pedestrian fatalities among children (74 percent) occurred at non-intersection locations.

### Safety Tips for Kids

- Never allow young children to cross the street alone.
- Always hold kids' hands while crossing the street and walking in parking lots.
- Children should never push or shove one another while crossing or waiting to cross the street.
- Never allow kids to chase toys, pets, or anything else into the street.

### School Bus Safety

Children should know that pedestrian safety extends to getting on and off the bus. Kids should know these important tips for riding the bus safely:

- Always stand back from the street when you are waiting for the bus to arrive.
- Look both ways if you have to cross the street after getting off the bus.
- Wait for the bus driver's signal to cross and always cross at least 10 feet in front of the bus. Never cross behind the bus.