

# Metro Area Disaster Program Managers (DPMs)



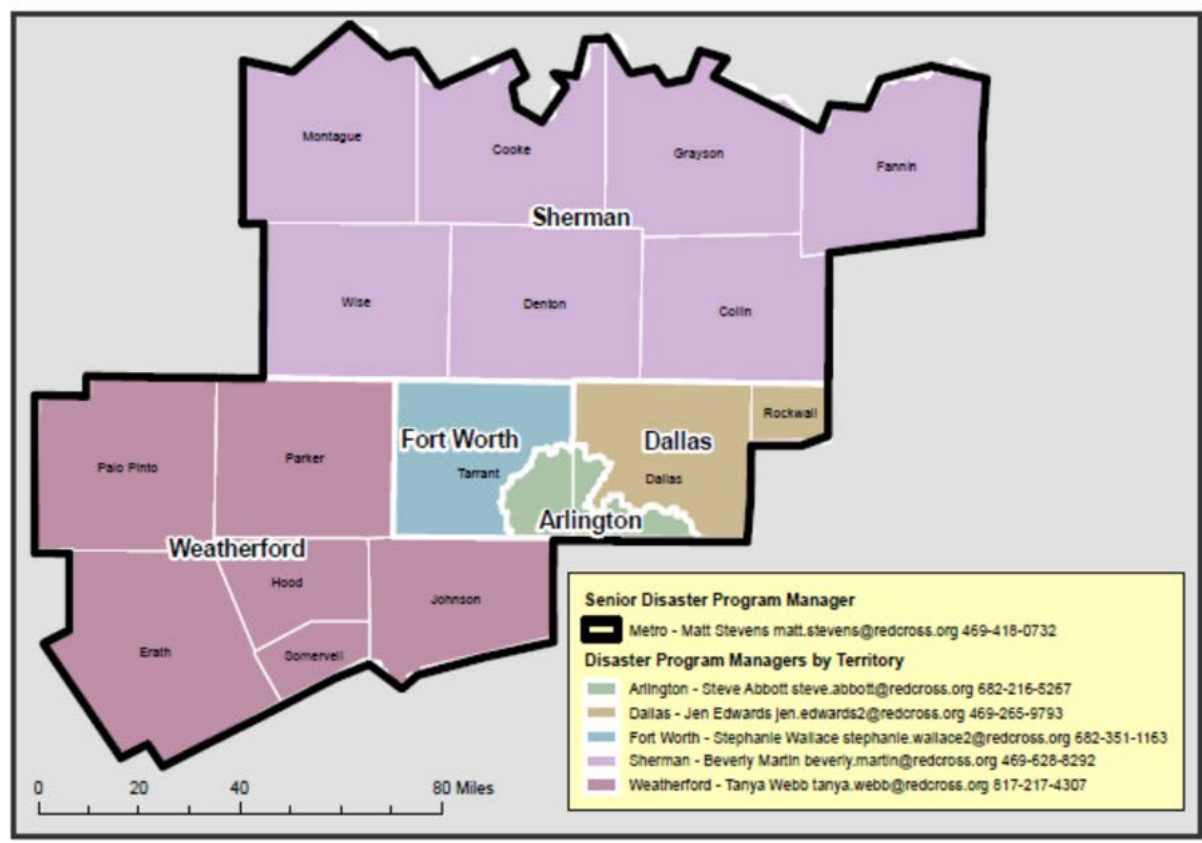
Beverly Martin



Stephanie Wallace



Tanya Webb



Jen Edwards



Steve Abbott



Matt Stevens

# ARC Returning to Congregate Sheltering

- Change happened per CDC guidance effective June 7<sup>th</sup>
- Updated precautions are now in place that help to reduce the risk of exposure to COVID-19
  - **includes masks for both clients and staff**
  - boxed meals
  - enhanced cleaning procedures
  - health screenings
  - additional square footage per person

# Non-Congregate Sheltering Options

- **Under a reimbursable agreement with government.** If a local, state, or tribal government believes strongly that Non-Congregate Sheltering (NCS) is the preferred tactic in their jurisdiction and wishes to come to a pre-disaster agreement with us to be reimbursed (under FEMA's PA policy), we are willing to enter into such an agreement.
  - This would also apply if government wishes to pay for NCS directly themselves and have us provide the wraparound services and/or dormitory management.

# Non-Congregate Sheltering Options

- **If there is a significant COVID outbreak.** The Red Cross will avoid opening congregate shelters in counties designated as either “Very High Risk” or “Severe Risk” according to [www.covidactnow.org](http://www.covidactnow.org) at the time sheltering is initiated.
- **Positive COVID test.** If a client tests positive for COVID-19 we may transfer them (and their household/family) from isolation in a congregate shelter to NCS for the duration of their quarantine.
- **Health Services Recommendation.** If our Disaster Health Services staff makes a recommendation that a client is at immediate risk of severe illness or as a reasonable accommodation for those with access and functional needs, we may place individual clients/families into NCS.

# ARC Triggers for a Congregate Shelter

- ARC will typically request congregate sheltering when 20+ families need immediate shelter due to a disaster event.
  - Fewer than 20 families will receive immediate funds to use towards hotel stay and other expenses.
- ARC will manage or support a congregate shelter when requested by an OEM partner agency.

# Red Cross Role – ARC Provides

- **ARC shelter-** Staffed and supported by Red Cross
  - Supplies
    - 14 fifty-count shelter trailers throughout the North Texas Region
    - Warehouse in Arlington can support larger sheltering operations
  - Feeding- **boxed meals due to COVID**
  - Staff- volunteer support throughout North Texas and the US
    - Sheltering, Casework, Health and Mental Health Services, Spiritual Care
  - Help cover additional shelter facility costs: water, gas, electricity, and waste disposal
  - Commercial General Liability Insurance- up to \$1,000,000
- **ARC supported shelter-** Managed by outside group (OEM/Parks and Rec)
  - Supplies, feeding, and staff

# Shelter Agreements and Surveys

- **Required for ARC run shelters**
  - Agreements can be for a service center for volunteer intake, client service center, storage of supplies, parking of vehicles, or a disaster shelter.
  - This is not a contract!

# COVID Screenings

- During client registration, temperature check and client observation must be done by a **Public Health Agency** or **Red Cross Disaster Health Worker**.
- Shelter staff and clients will frequently self-monitor and report any symptoms to a shelter worker.



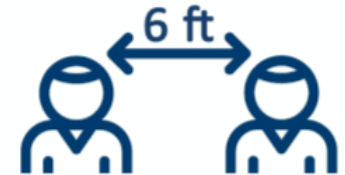
# Protect Yourself, Clients, and Others from COVID-19 at all times

Use C-D-C methods and be a role-model for clients and other workers:

**C** over      Wear a mask and/or face shield  
- Both clients and staff are required to wear masks



**D** istance      Keep 6' distance

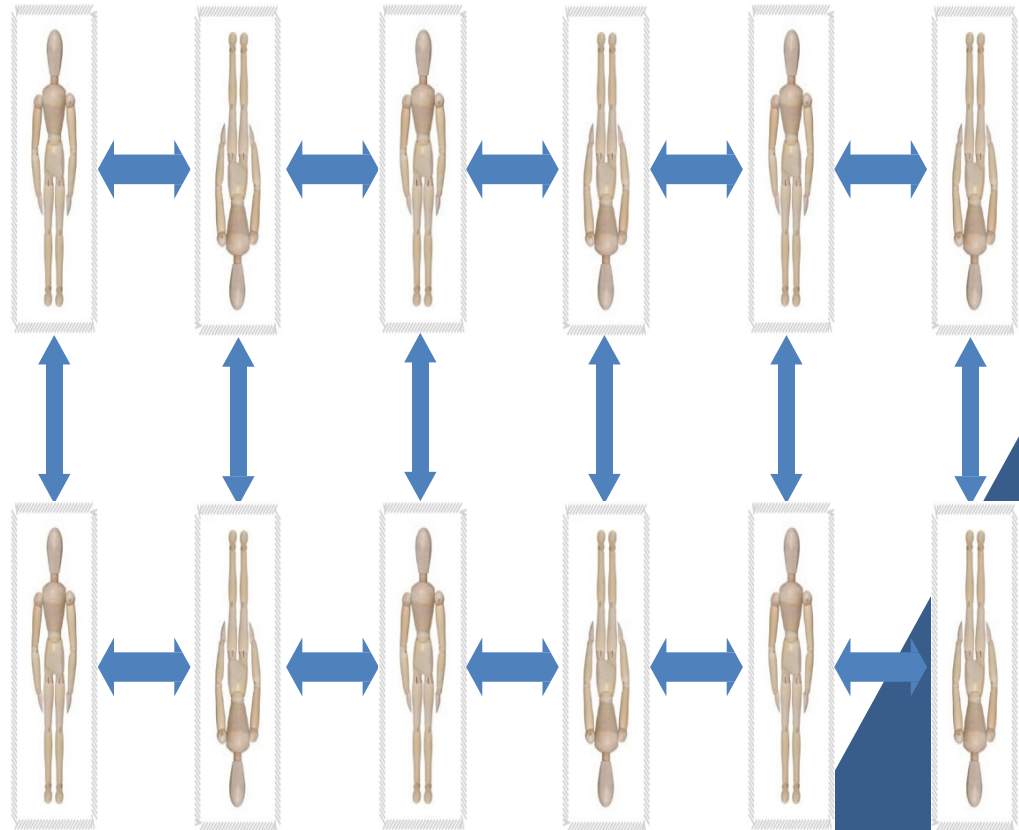


**C** lean      Clean and sanitize tables,  
common surfaces, and your  
phone and computer; wash your  
hands! - Hand washing stations at entrance, feeding  
line, registration desk, etc.



# Updated Dormitory Layout

- Alternate layout of cots
- Plan for 110 square feet per cot
  - Pre COVID recommendation was 40 square feet per cot
- Put 6 feet between all sides of the cots
  - Family units can be closer together but must remain 6 feet from other clients



# Shelter Population

LENGTH OF DORM (SQ FT)	WIDTH OF DORM (SQ FT)	SQUARE FT OF DORM	TOTAL COTS
110	60	6600	<b>60</b>
150	100	15,000	<b>136</b>
250	150	30,000	<b>272</b>
300	300	90,000	<b>818</b>
500	400	200,000	<b>1,818</b>

- A 4700 sq ft basketball court will now support 42 clients.
- In a COVID environment smaller amounts of people are better!

## Shelter Staffing - Two Shifts

			<b>Manager</b> MC/SH/SV	<b>Supervisor</b> MC/SH/SV	<b>Worker</b> MC/SH/SA	<b>Staff per Shift</b>	<b>Staff Total</b>	<b>Clients per Staff per Shift</b>
<b>50 Clients</b>	Minimum Staff	Day	1	-	1	2	4	25
		Night	-	1	1	2		25
	Ideal Staff	Day	1	-	2	3	6	17
		Night	-	1	2	3		17
<b>100 Clients</b>	Minimum Staff	Day	1	-	1	2	4	50
		Night	-	1	1	2		50
	Ideal Staff	Day	1	-	3	4	7	25
		Night	-	1	2	3		33
<b>200 Clients</b>	Minimum Staff	Day	1	1	2	4	8	50
		Night	-	1	3	4		50
	Ideal Staff	Day	1	1	7	9	15	22
		Night	-	1	5	6		33
<b>500 Clients</b>	Minimum Staff	Day	1	2	7	10	20	50
		Night	-	2	8	10		50
	Ideal Staff	Day	1	3	18	22	39	23
		Night	-	3	14	17		29

# Shelter Training Opportunities

- Shelter Field Guide Training for State and Local Communities: 2 day/10 hour course co-developed by ARC and FEMA. Register at [FEMA.gov](https://www.fema.gov).
- Register as a community partner on EDGE for access to Shelter Fundamentals and additional courses.
- Speak with your local program manager if you are interested in hosting an in-person class.
- You can always register as an ARC volunteer!
  - Sign up at [redcross.org](https://www.redcross.org)

# How to Register on EDGE as a Community Partner

- 1) Follow instructions in the link below. Your region will be North Texas Region.  
<https://intranet.redcross.org/content/dam/redcross/documents/training/edge/ext-registration.pdf>
- 2) After the account is created, EDGE is accessed at this link: <https://arc.csod.com/>
- 3) To register for Sheltering Fundamentals V2, type the course name in the Search box. Click on the blue “monitor” beside the class name to register for the online course. Then click Launch.

# Questions?



Matt Stevens

(469) 418-0732

[Matt.stevens@redcross.org](mailto:Matt.stevens@redcross.org)