

APPENDIX 1

STATE OF SAFE ROUTES TO SCHOOL

FOR DFW SCHOOLS –

SCHOOL SURVEY AND MUNICIPALITY SURVEY



State of Safe Routes to School for DFW Schools

The goal of this survey is to gauge the involvement of schools and ISDs in the region with Safe Routes to School (SRTS) programs or related activities during the last four years. The responses will support development of the North Central Texas Council of Government's (NCTCOG's) SRTS Regional Action Plan. This plan will create a region-wide strategic approach to enabling safe travel to school by walking and/or biking, and identify where improvements are most needed.

SRTS focuses on enabling and encouraging children to safely walk and bike to school, improving student health and safety, improving air quality, and relieving traffic congestion around school campuses. Please visit the NCTCOG SRTS program website at www.nctcog.org/saferoutestoschool for more information as well as links to safety education resources, previous SRTS plans completed in the region, and national SRTS resources. The Safe Routes to School National Partnership website at www.saferoutespartnership.org also provides information and resources.

If you are unable to answer all the questions in this survey, please answer as many as you can and feel free to pass the survey along to another colleague who may be able to answer other questions. Thank you for your participation!

* Required

1. School Name *

2. Who can we contact at your school or ISD regarding efforts to improve safety for or encourage student walking and bicycling to school? Please list name, title, and email. *

3. Currently or in the last four years, has your school/ISD run any programs or activities to educate students and/or their families about safe walking and biking strategies and/or safe pickup and drop-off procedures? *

☐ Yes

☐ No

4. If you responded yes to #3, please explain the activities completed, the number of years the program has been active, and website link, if applicable.

5. If you responded yes to #3, please explain how the program is funded.

6. If you responded yes to #3, please explain any additional relevant details not provided in the questions above.

7. Currently or in the last four years, has your school/ISD run any programs or activities to encourage students and their families to walk or bike to school, such as a walk to school day, walking school bus, or programs that reward students for walking on their own? If so, please explain activities completed, the number of years the program has been active, funding sources, website link, and any other relevant details. *

8. Currently or in the last four years, does your school/ISD have an active relationship with another government entity (the city, county, TxDOT, etc) with the goal of improving the ability of students to walk or bicycle safely to school? If so, please briefly elaborate on the partnership activities and the number of years the partnership has been active. *

9. Currently or in the last four years, has your school completed or planned for on-campus infrastructure improvements to improve pedestrian and/or bicyclist safety during arrival and dismissal? If so, please briefly summarize the improvements being made, funding sources, traffic circulation plans, and any other relevant details.

*

10. Are you aware of any additional roadway projects near the school that are underway or have recently been completed? If so, please give details about the goals of the project and roadway improvements being made, as well as contact information for any project partners (city, county, TxDOT, etc.), if known. *

11. Does your school campus or attendance boundary area have a need for bicycle/pedestrian safety improvements or SRTS education? Your response will help us gauge overall SRTS needs in the region.

*

This content is neither created nor endorsed by Microsoft. The data you submit will be sent to the form owner.

State of SRTS for DFW Municipalities

If you represent a school or ISD, please complete this survey: <https://forms.office.com/r/rJYnNEuT7C>

This survey is meant to gauge the level of involvement of individual schools and their municipalities with Safe Routes to School (SRTS) programs within the last four years. The responses will support the NCTCOG Safe Routes to School Regional Action plan, which will create a region-wide strategic approach to addressing issues around safe school travel by walking and/or biking, as well as strategies to prioritize funding in the region.

We acknowledge that one person may not have the answers to all the questions in this survey. Please submit answers to the questions you feel comfortable answering to the best of your ability. We also encourage you to pass the survey along to another colleague who may be able to answer other questions.

SRTS focuses on encouraging and enabling more children to safely walk and bike to school, improving student health and safety, air quality, and relieving congestion around school buildings. SRTS utilizes the 5 E's in its programming: Engineering, Education, Enforcement, Encouragement, and Evaluation.

For more information on the NCTCOG SRTS Program, visit www.nctcog.org/trans/plan/bikeped/saferoutestoschool.

* Required

1. Municipality Name: *

Enter your answer

2. Who can we contact at your municipality regarding efforts to improve safety for or encourage student walking and bicycling to school? Please list name, title, and email.

*

Enter your answer

3. Currently or within the past four years, does your municipality have a partnership with a local school/ISD with the goal of improving the ability of students to walk or bicycle safely to school? If so, please briefly elaborate on the partnership activities, contact info of partners, and the number of years the partnership has been active.

Enter your answer

4. Are there any additional roadway projects near schools being performed by the ISD/county/TxDOT that are underway or have recently completed? Are there any projects that are upcoming or funded by city CIP or bond programs? If so, please give details about the scope of the goals of the project and roadway improvements being made, as well as contact information for project partners (ISD, county, TxDOT, etc.), if known.

Enter your answer

5. In the last four years, have any schools in your municipality experienced any pedestrian or bicyclist injuries or fatalities from automobile collisions on or near campus that you are aware of? If so, please provide any details known about location, cause, and when they occurred.

Enter your answer

6. Do schools in your municipality have a need for bicycle/pedestrian safety improvements or SRTS education? Your response will help us gauge overall SRTS needs in the region.

Enter your answer

Never give out your password. [Report abuse](#)

This content is created by the owner of the form. The data you submit will be sent to the form owner. Microsoft is not responsible for the privacy or security practices of its customers, including those of this form owner. Never give out your password.

Powered by Microsoft Forms |

The owner of this form has not provided a privacy statement as to how they will use your response data. Do not provide personal or sensitive information.

| [Terms of use](#)

APPENDIX 2

WALK AUDIT RESOURCES

Let's Go For A Walk: A Toolkit for Planning and Conducting a Walk Audit



Photo Credit: Orange County Health Care Agency

Acknowledgments

AUTHORS

Kate Moening
Sara Zimmerman

Published January 2018

The Safe Routes to School National Partnership is a catalyst for the creation of safe, active, equitable, and healthy communities—urban, suburban, and rural—throughout the United States. Founded in 2005, the Safe Routes to School National Partnership advances safe walking and bicycling to and from schools, to improve the health and well-being of kids of all races, income levels, and abilities, and to foster the creation of healthy communities for everyone. The National Partnership is a 501(c)(3) non-profit.





Contents

A. Introduction 1

B. Simple Steps to a Walk Audit 3

 1. Get Ready: Where's the Route and How to Rate It 4

 2. Get Set: Who Will Help and What You Need 6

 3. Get Walking: What to Do and What to Look For 7

 4. Get Active: Share Observations and Make Change 8

Appendix A: Sample One Page School Neighborhood Walk Audit 9

Appendix B: Sample General Walk Audit Checklist 10

Appendix C: Chart of Walk Audit Tools..... 12

A. Introduction

Walk audits are a great tool in creating communities where residents can participate in making their vision of healthy, safe, walkable streets real. In a walk audit, community members go for a walk together, noting what makes their streets feel comfortable for walking and what's missing. Walk audits can be informal and casual, or can include city councilmembers, traffic engineers, and detailed forms. In this toolkit, we give you the tools to hold your own walk audit that will help you achieve the goals of your community.

Why Do We Want Walkable Communities?

When our streets are walkable, our communities benefit in all kinds of ways. Kids can safely walk to school, reducing traffic congestion and arriving at school ready to focus and learn. Walkable streets let people without cars safely get to work or to the corner store. Walkable streets let neighbors meet each other, and provide a pleasant place for physical activity, walking a dog, or jogging. In addition, when people live in walkable communities, they are healthier and more likely to be a healthy weight. Giving people the option to walk instead of drive can improve the safety of streets and reduce air pollution and asthma rates.

Safe Routes to School Tip!

Safe Routes to School helps improve safety for students walking to and from school. Conducting walk audits on streets near the school and students' routes can help:

- Improve safety to and from school on streets and in neighborhoods
- Identify school entrance/exit and facility needs
- Engage students in understanding and improving their neighborhoods
- Lead to reductions in traffic around school at peak hours
- Encourage healthy behaviors and physical activity which can improve student performance
- Assist with attendance and tardiness issues
- Improve air quality around schools by lessening traffic and managing vehicular traffic patterns near schools



What Is A Walk Audit?

A **walk audit** can be as simple as taking a walk during which you assess how supportive the street is for walking. Walk audits can be done solo, but are often conducted by a group of people using a checklist to assess street infrastructure and conditions, documenting barriers, positive features, activities, and perceptions of the walking environment. Walk audits let you survey a planned route, evaluating and documenting the street on a scale that helps to assess the current walkability, and identify how to make it better for people of all ages and abilities. A walk audit can occur as part of a bigger plan to assess overall walkability, or can be a one-time event to understand or express concerns about a specific area.

Why Do a Walk Audit?

Conducting a walk audit can be the start to making positive change in your community, leading to a safer, more accessible, more comfortable walking environment for everyone. A walk audit can occur for different reasons. Walk audits can be used to:

- Document how walkable a route is
- Identify walking barriers and benefits in a community
- Bring community members of all walks together to discuss problems and brainstorm solutions
- Quantify disparities, assessing whether different neighborhoods have walking environments that differ in quality
- Determine problems that can be easily fixed
- Identify needed improvements to be included in funding asks, plans, and projects
- Engage elected and appointed officials around a problem and request change
- Capture conditions before and after a street renovation to assess the effects of improvements



Photo Credit: Orange County Health Care Agency

B. Simple Steps to a Walk Audit

This guide will walk you through a simple, easy way to survey your walking routes:

1. Get Ready: Where's the Route and How to Rate it

This section will help you make initial decisions about your walk audit: your goals, what tool to use, what route to select, and scheduling your walk audit.

2. Get Set: Who Will Help and What You Need

This section will help you figure out who to invite to the walk audit and what supplies you will need.

3. Get Walking: What to Do and What to Look for

This section explains what to do on the day of the walk audit itself.

4. Get Active: Share Observations and Make Change

This section helps you figure out next steps after your walk audit to compile your observations and make change on your streets.



1. Get Ready: Where's the Route and How to Rate It

What's your goal?

The first step in planning your walk audit is knowing what your goal is. Your core goal might be to:

- Engage community members and educate them about walkability and street safety
- Determine which route to school or another location to include as a recommended route to walk
- Perform a technical evaluation of a specific set of streets to plan for funding or improvements
- Get decision makers involved and activated for change

Your goal will inform who you invite, how big you make your walk groups, what information you capture, and where you walk.

Safe Routes to School Tip!

Routes to and from school are easy to identify if you know where students live, and the typical way they walk to and from school. You can identify a school route to walk by talking to families, students, and school staff about where students walk and the entrances they use to get into and out of the school. School families and staff may be very interested in helping with your walk audit!

What information do you want to capture?

Having a list of questions or a checklist for people to document their observations is important. You may simply want a general sense of people's concerns, or you may want a technical assessment of engineering needs along a route. What you want to know and who will be participating in your walk audit will determine the type of walk audit assessment tool you select.

Things to consider when choosing your walk audit assessment tool:

- Who will be conducting the walk audit? Community members, students, transportation professionals?
- How much detail about street problems do you want captured?
- How complex a walk audit checklist do you want?
- How will this information will be used?
- Is there information that you want to collect that is not part of the tool you want to use? Can you add your questions in?
- If you can't find an existing tool that meets your needs, modify one to create your own!

There are many walk audit tools, checklists, and forms available. In the appendices, this toolkit includes two potential walk audit tools – a one page school version and a slightly longer option (either of which you are free to modify) – as well as a chart with links to a variety of additional walk audit tools.





Where's the Route?

The next step is knowing where you want to walk. Identify your route, keeping your goals in mind, and considering:

- Is the route convenient for the people you want to attend?
- Is this a route people walk (or could walk) frequently?
- Is it a route that connects a starting place to a popular destination? Making a route safe, comfortable and convenient will encourage people to walk to the destination, instead of driving, especially short walking distances.
- How long do you want your route to be? Walk audits are commonly a half mile to a mile, although you can make them shorter or longer depending on your group's stamina and desires. Remember that it takes much longer to survey a route than to simply walk it – walk audits often average around 30 minutes per half mile – so think about how long you want to be out.

Create a map to show where your group will walk. You can do this as simply as taking a screen shot of a Google Map or Mapquest map, or by highlighting the route on a community map. Your city or jurisdiction may be able to help make a map for you, and this is a great way to introduce your project and gain their support and participation.

Schedule Your Walk Audit

- **Pick a date:** Pick a date to do your walk audit/walking survey, keeping in mind the time of year, day of the week, and who you want to invite to the walk audit. You may want to give participants a few dates to see when most are available, or hold a number of walk audits/survey and let folks choose which to attend.
- **Pick a time of day:** Think about the time of day that you want to conduct the audit and how long you intend to make it. If you are assessing a school route, you'll want to conduct the audit during arrival or dismissal time, to see how students on foot and bicycle are interacting with cars and buses. Do you want to see conditions at rush hour, or during the middle of the day? Most audits are conducted during day light hours, but an audit at dusk or nighttime will reveal different things.
- **Determine your start & end time:** Plan to have everyone meet 15 minutes before you want to start walking and provide some time after the walk for a debrief.

2. Get Set: Who Will Help and What You Need

Gather people!

You will want to invite people to participate! Who you invite will depend upon your goals, the location of your route, and so on. See the box for potential invitees. You may want to invite elected officials or your public works director in order to encourage follow up action to your walk audit.

Considerations:

- If your goal is more around community engagement, you will likely have a bigger group participating in the walk audit together. Try not to have a walking group that is larger than 15 people, so that it will be relatively easy for everyone to hear each other stay together. If you have a lot of interest, consider having multiple groups start at different locations at the same time, or have multiple walks.
- If your goal is to assess more territory, you may want to have smaller teams of one to three participants covering different streets and routes.
- Determine who will lead each walk audit. The leader should be familiar with the walk audit assessment you are using and should feel comfortable leading a group to discuss the pros and cons of the street environment. Familiarity with the neighborhood is a plus, but not essential. Your leader can lead an informal discussion, or you can get help from city planners or engineers to help identify and discuss issues.
- Provide reminders to everyone regarding the start date, time and location, and to wear comfortable shoes and appropriate clothes for the weather. You may want to discourage umbrellas, since it is hard to hold one and write at the same time.

Gather supplies!

- Copies of maps & of your selected walk audit checklist/assessment tool for each participant. Be sure to provide your selected walk audit checklist or assessment tool in the languages spoken by your walk participants.
- Clipboards & pens
- Nametags
- Cameras or phones
- Sunscreen, snacks and water (or ask everyone to bring a water bottle, especially on hot days)
- You may want to provide safety vests, in case any of your participants would like to wear one



Photo Credit: City of Cleveland Planning Commission

Consider Inviting:

- Neighborhood/community residents & business owners
- Students & families
- City transportation staff (engineers, planners, public works staff)
- City departments interested in safety and physical activity (health department, police/enforcement, parks & recreation)
- School staff & crossing guards
- School district transportation staff
- School board members
- City council members, mayor
- Members of community organizations, faith communities, walk/bike groups, or Neighborhood Watch

3. Get Walking: What to Do and What to Look For

Before you walk

Plan to meet up at least 15 minutes before you will start walking, to accommodate stragglers, pass out supplies, and review instructions.

- If you are using a more complex walk audit assessment tool, you may need to provide some training or more detailed explanation up front.
- Be sure to have everyone in the group introduce themselves. Having participants get to know each other and share concerns and observations is part of the goal.
- In addition to having a leader, consider assigning responsibilities to additional people, such as recorder, photographer, or “sweep” person to make sure you don’t lose any lingerers.



While you walk

Have your leader stop the group periodically to discuss particularly good or bad features, or just to see what people are noticing and experiencing. Along the way ask everyone to look around and listen. What do they see around them? Vacant homes? Litter and trash? Gardens and trees? What do they hear? Dogs barking? Loud cars? Construction? Birds chirping?

On the walk audit, you will be documenting:

- The infrastructure. Note strengths and weaknesses of the physical environment, such as the condition of the sidewalks, intersection crossings, signage, lighting, benches, and bus stops.
- The behavior of people walking, bicycling, and driving. Observe how many people are walking or biking, whether they have strollers, heavy bags, or other items, how they are interacting with others on the street, and whether they are following traffic laws. Ask people walking or biking for their opinions, especially if they live in the area and walk or bike frequently. Take note of traffic flow, vehicle speed, and whether drivers are obeying traffic laws.
- Factors that contribute to comfort while walking. Understanding what feels comfortable and uncomfortable to people walking can help guide improvements and actions. Do people feel too exposed to traffic? Does the area feel desolate and unwelcoming? Are there street trees providing shade and the cozy feeling of a ceiling?
- Encourage people to take pictures of notable features: “A picture is worth a thousand words”

After you walk

- Conduct a debrief right after the walk, to gather everyone’s impressions, talk about what you saw and possible solutions, and gather everyone’s surveys. Find out if attendees want to be part of next steps.
- Your debrief can be a quick check in before people disperse, or can be a longer problem solving session. Have someone take notes as people discuss overall observations, prioritize, and consider possible solutions. You may want to discuss who has the power to fix the problems and what steps would need to take place.

4. Get Active: Share Observations and Make Change

Now that you have insights on your walking route, put it all together and make a plan. Assemble your information and share with those that can help make improvements to the route's safety, comfort, and convenience.


- **Document observations & recommendations.** Compile all of the notes, especially if you have more than one group that conducted walk audits of the same route, and gather and upload photos. Pull the notes, recommendations, and photos together into a simple or more detailed report. Your report can be a one or two page overview of participants' observations, or can be a thorough, detailed list that notes priorities and potential solutions.
- **Follow up with participants.** Share your report or overall impressions, and note what possible solutions could be taken. Let everyone know their time and efforts were appreciated, and how to keep in touch and help with next steps.
- **Take the next step.** Share your report and conclusions with officials, agencies, and departments that can create the changes you want to see. Present your findings at school board or city council meetings and ask what they will do. Involve the participants in the walk in presenting the findings. To create more awareness, write an article or op-ed for local news, publish a blog or comment on social media, and even contact foundations and organizations that may be able to help solve problems. City staff can use this information in their planning processes for transportation and land use development, so make sure your city planner, engineer, mayor and council have access to it.

Walk audits are a great tool to engage community members and gather information for school and community planning and traffic safety projects. Learning how to conduct a strong walk audit will allow you to be more effective in supporting safety, convenience, and comfort and will help you improve walking, health, and quality of life in your community!

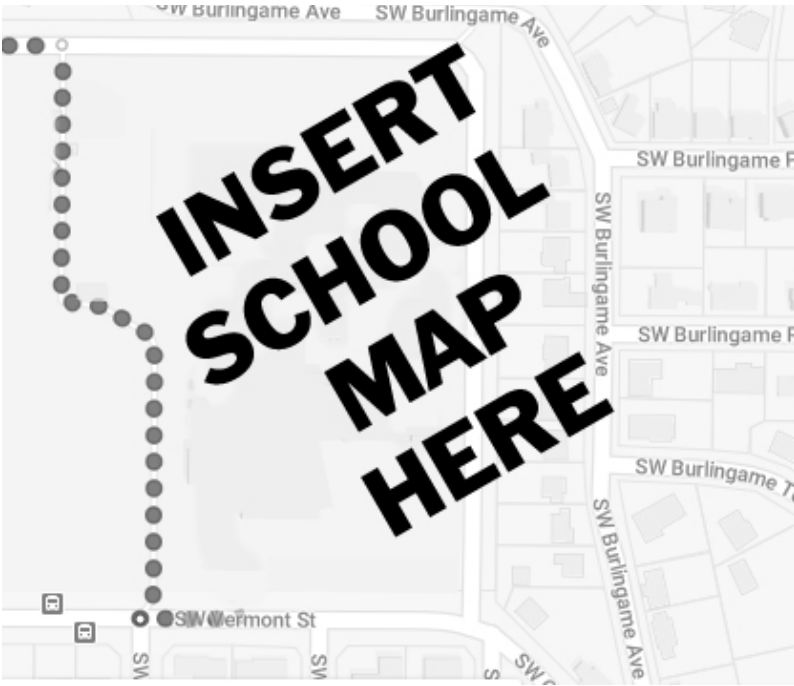
Safe Routes to School Tip!

When it comes to city council meetings or press conferences, students make very convincing advocates for safer streets. Have students present conclusions and ask elected officials to make their streets safer.

Sometimes teachers will also have students analyze walk audit data and create charts and summarize concerns as an educational classroom exercise. Students can practice math, writing, and presentation skills.



Appendix A: Sample One Page School Neighborhood Walk Audit



As you walk along the route on the map below, for each noteworthy feature that you observe, write a number at the location on the map. Write a brief description of your observation under Notes at the related number.

Notes:

- 1. _____
- 2. _____
- 3. _____
- 4. _____
- 5. _____
- 6. _____
- 7. _____
- 8. _____
- 9. _____
- 10. _____
- 11. _____
- 12. _____
- 13. _____
- 14. _____
- 15. _____
- 16. _____
- 17. _____
- 18. _____
- 19. _____
- 20. _____

What to Look For:

Sidewalks and bike lanes:

- Is a sidewalk present? Is it wide enough?
- Is the sidewalk cracked, broken, or incomplete?
- Are there trip hazards or accessibility issues?
- Are there bike lanes?
- Would children be safe biking?
- Is it easy and safe to cross the street?

Safety

- Does walking feel safe from cars?
- Does it feel safe from crime and violence?
- Is traffic too fast?
- Is it well lit?

School Zone

- Are students walking or biking separated from car/bus drop offs?
- Are there safe street/driveway crossings when approaching the school entrance?
- Are there continuous sidewalks/ bike paths from approaches to school entrance?

Neighborhood

- Are buildings well maintained?
- Are there vacant buildings?
- Are other people out and about?
- Are there playgrounds or parks?
- Are parks unsafe or unmaintained?



We would like to acknowledge Columbus Public Health for sharing the original version of this resource with us.

Appendix B: Sample General Walk Audit Checklist

Directions: Please fill out the following checklist to note problems in the walking environment. You may use the checklist either for each block you walk, or for your entire route.

1. Sidewalks:

- ☐ No sidewalks or paths
- ☐ Sidewalks are broken, cracked, or have trip hazards
- ☐ Sidewalks are blocked by overgrown landscaping, poles, signs, plants, vehicles, etc.
- ☐ Sidewalk is not continuous
- ☐ Sidewalk is not wide enough (two people cannot easily walk together side by side)
- ☐ Sidewalk has nothing separating it from the street (grass, trees, parked cars)
- ☐ Other problems: _____

Overall, the quality and safety of sidewalks is:



2. Street Crossings and Intersections:

- ☐ The road is too wide to cross easily
- ☐ Traffic signals do not give enough time to cross the street
- ☐ The crossing does not have a pedestrian-activated button
- ☐ There is no crosswalk or it is poorly marked
- ☐ I have to walk too far to find a safe, marked crosswalk
- ☐ Intersection does not have a curb ramp for carts, wheelchairs, strollers, walkers, etc.
- ☐ Other problems: _____

Overall, the quality and safety of street crossings and intersections is:



3. Driver Behavior:

- ☐ Drivers do not stop at stop signs or stop behind the crosswalk
- ☐ Drivers appear to be speeding
- ☐ Drivers do not yield to people walking
- ☐ Drivers are distracted (on the phone, texting, paying attention to passengers rather than road)
- ☐ Drivers aren't looking out for people walking, make unexpected turns, or seem hostile
- ☐ Other problems: _____

Overall, the quality and safety of driver behavior is:



Appendix B (cont.): Sample General Walk Audit Checklist

4. Safety:

- ☐ Car speeds are too fast
- ☐ There's too much traffic
- ☐ Street lights are few or not present
- ☐ There are people on the street who seem threatening
- ☐ Unleashed dogs or other loose intimidating animals are present
- ☐ Other problems: _____

Overall, the feeling of safety in this area is:



5. Comfort:

- ☐ There is not enough shade from canopies, awnings, or trees
- ☐ There are few or no street trees or other landscaping
- ☐ There are vacant lots or rundown buildings
- ☐ The street needs benches and places to rest
- ☐ Other problems: _____

Overall, the comfort and appeal in this area is:



Additional Comments:

Survey adapted in part from the *Microscale Audit of Pedestrian Streetscapes* and the *AARP Walk Audit Toolkit*.

Appendix C: Chart of Walk Audit Tools

This chart provides a compilation of useful walk audit tools. The tools vary based on length, questions asked, complexity, and audience, among other things. This matrix provides the name of the tool, along with a link, the author, audience, skill level, number of pages and a summary of the walk audit content.

Skill levels:

- Beginner: walk audits that are shorter in length and ask a series of simple open-ended questions. Easy for students, families, and community groups to use
- Intermediate: these walk audits are longer in length and require more time to conduct. They are also tailored to more technical audiences but can be used by community groups.
- Advanced: these walk audits use scoring or ranking systems to assess the built environment, and are also tailored to engineers, planners and other professionals. Such walk audits likely require the participation of a transportation or planning professional in order to conduct it.

| Document | Author | Audience | Skill Level | Pages | Summary |
|---|---|---|-----------------------|-------|--|
| Microscale Audit of Pedestrian Streetscapes (MAPS) Mini Version | Active Living Research/UCSD | Community members | Beginner | 1 | This version of the Microscale Audit of Pedestrian Streetscapes (MAPS) has only 15 questions and is intended to be used by community members. |
| School Neighborhood Walk Audit | Safe Routes to School National Partnership/Columbus Public Health | Safe Routes to School audience | Beginner | 1 | This one page audit form is short and easy to use. It is open ended and is easily editable. It is designed to include a map of the walk route on the form itself, which auditors mark up to show the location of their observations. |
| AARP Walk Audit Tool Kit | AARP | Older adults, community members | Beginner/intermediate | 6 | This toolkit focuses on crossings, sidewalks, safety, and comfort and appeal, and provides an overall rating system. The toolkit also includes proposed solutions, and there is a separate leaders' guide that is a companion piece. |
| Walkability Checklist | National Center for SRTS, FHWA, NHTSA, EPA, Ped/Bike Info Center | Safe Routes to School audience, community members | Beginner | 4 | <p>Simple one-page questionnaire with five questions and a 1-6 scale for each one. Add up rankings to get a ranking based out of 30 points total.</p> <ol style="list-style-type: none"> 1. Did you have room to walk? 2. Was it easy to cross streets? 3. Did drivers behave well? 4. Was it easy to follow rules? Could you and your child... 5. Was your walk pleasant? <p>Also includes a list of things you can do to improve your neighborhood walkability based on the score for each question</p> |

Appendix C (cont.): Chart of Walk Audit Tools

| Document | Author | Audience | Skill Level | Pages | Summary |
|---|---|--|--------------|-------|--|
| Active Neighborhood Checklist, Protocol, Version 2.0 | Washington University of St. Louis | Community members | Intermediate | 3 | <p>This is an observational tool designed to assess key street-level features of the neighborhood environment that are thought to be related to physical activity behavior.</p> <p>Five general areas:</p> <ol style="list-style-type: none"> 1. Land use characteristics 2. Public transit stops 3. Street characteristics 4. Quality of environment for the pedestrian 5. Places to walk & bike <p>Mostly a checklist with yes/no answers and some space for taking notes</p> |
| Microscale Audit of Pedestrian Streetscapes (MAPS) Abbreviated Version | Active Living Research/ UCSD | Researchers, Technical (engineers, planners, government agency staff, etc.) | Intermediate | 4 | The Microscale Audit of Pedestrian Streetscapes (MAPS) has a beginner, intermediate, and advanced version. This is the intermediate version, which is intended to be used by people with some level of technical knowledge, but is much shorter than the full version of MAPS. |
| Pedestrian Environmental Quality Index | SF Dept. of Public Health, adapted by UCLA for LA neighborhoods | Community members (including Spanish speaking), technical (engineers, planners, government agency staff, etc.) | Intermediate | 3 | This assessment contains separate questionnaires for street segments and intersections, and includes a number of tools and resources to assist in training and implementing, such as a quiz and a cheat sheet. There are Spanish versions as well. |
| Healthy and Complete Communities in Delaware: The Walkability Assessment Tool | Institute for Public Administration, University of Delaware | Community members, facilitated by government | Intermediate | 5 | The Walkability Assessment Checklist begins on page 32 of a much longer guide to organizing and conducting a walk audit. The report contains background on walkability and Delaware's policy framework as well as how to structure a walk audit event and how to follow up to create change. |

Appendix C (cont.): Chart of Walk Audit Tools

| Document | Author | Audience | Skill Level | Pages | Summary |
|---|--------|--|-------------|-------|--|
| Pedestrian Road Safety Audit & Prompt Lists | FHWA | Technical (engineers, planners, government agency staff, etc.) | Advanced | 138 | <p>This is a comprehensive document of how to conduct a Road Safety Audit for pedestrian concerns. Over half of the document is a literature review of pedestrian safety and best practices around the U.S. It includes a Master Prompt List that appears to be widely used and adapted by other walk audits. Following the list is a detailed description with open-ended questions to address each issue. Items in the prompt list include (see p. 22):</p> <p>Pedestrian Facilities:</p> <ul style="list-style-type: none"> • Presence, Design & Placement • Quality, Condition & Obstructions • Continuity & Connectivity • Lighting • Visibility <p>Traffic</p> <ul style="list-style-type: none"> • Access management • Traffic <p>Traffic Control Devices</p> <ul style="list-style-type: none"> • Signs & Pavement Markings • Signals <p>RSA Zones:</p> <ul style="list-style-type: none"> • Streets • Street Crossings • Parking Areas/Adjacent Developments • Transit Areas |



Safe Routes
to School
**National
Partnership**

2323 Broadway Ave., Ste 109B
Oakland, CA 94612



Safe Routes
to School
**National
Partnership**

Get to Know Your Neighborhood With a Walk Audit

Walk audits are a great tool to gather information about street conditions, engage community members, and inform planning and traffic safety projects. Through walk audits, you can help improve walking, health, and quality of life in your community! In a walk audit, community members go for a walk together, noting what makes their streets feel comfortable for walking and what is missing. Walk audits can be informal and casual events with just a few friends, or can include city councilmembers, traffic engineers, and detailed forms.

What Is a Walk Audit?

A walk audit can be as simple as taking a walk during which you assess how supportive the street is for walking. Walk audits can be done solo, but are often conducted by a group of people using a checklist to assess street infrastructure and conditions, documenting barriers, positive features, activities, and perceptions of the walking environment. Walk audits let you survey a planned route, evaluating and documenting the street on a scale that helps assess the current walkability and identify how to make it better for people of all ages and abilities. A walk audit can occur as part of a bigger plan to assess overall walkability, or can be a one-time event to understand or express concerns about a specific area.



Photo Credit: City of Cleveland Planning Commission



Photo Credit: City of Cleveland Planning Commission

Safe Routes to School and Walk Audits

Safe Routes to School helps improve safety for students walking to and from school. Holding a walk audit around a school is one way to start thinking about Safe Routes to School. Walk audits can also help assess areas for improvements once your program is underway. Conducting walk audits on streets near the school and students' routes can help:

- Improve safety to and from school on streets and in neighborhoods
- Select recommended safer routes for students who walk or bike to school
- Prioritize which schools have the highest need for investment in safer streets and school zones
- Identify school entrance/exit and facility needs
- Engage students in understanding and improving their neighborhoods
- Lead to reductions in traffic around school at peak hours
- Encourage healthy behaviors and physical activity which can improve student performance
- Assist with attendance and tardiness issues
- Improve air quality around schools by lessening traffic and managing vehicular traffic patterns near schools

Walk Audit Resources

[*Let's Go For A Walk: A Toolkit for Planning and Conducting a Walk Audit*](#) includes a sample one-page school neighborhood walk audit form, a sample general walk audit checklist, and a chart of other walk audit tools. The tools vary based on length, questions asked, complexity, and audience, among other things. The following are some walk audit tools designed for community members.

- [AARP Walk Audit Toolkit](#)

This toolkit focuses on crossings, sidewalks, safety, and comfort and appeal, and provides an overall rating system. The toolkit also includes proposed solutions and a separate leaders' guide.

- [Healthy and Complete Communities in Delaware: The Walkability Assessment Tool](#)

The tool includes a Walkability Assessment Checklist within a much longer guide to organizing and conducting a walk audit.

- [Microscale Audit of Pedestrian Streetscapes \(MAPS\) Mini Version](#)

The Microscale Audit of Pedestrian Streetscapes (MAPS) Mini has only 15 questions and is intended to be used by community members.

- [Pedestrian Environmental Quality Index](#)

This assessment contains separate questionnaires for street segments and intersections, and includes a number of tools and resources to assist in training and implementing, such as a quiz and a cheat sheet. There is a Spanish version as well.



Appendix B: Sample General Walk Audit Checklist

Directions: Please fill out the following checklist to note problems in the walking environment. You may use the checklist either for each block you walk, or for your entire route.

1. Sidewalks:

- ☐ No sidewalks or paths
- ☐ Sidewalks are broken, cracked, or have trip hazards
- ☐ Sidewalks are blocked by overgrown landscaping, poles, signs, plants, vehicles, etc.
- ☐ Sidewalk is not continuous
- ☐ Sidewalk is not wide enough (two people cannot easily walk together side by side)
- ☐ Sidewalk has nothing separating it from the street (grass, trees, parked cars)
- ☐ Other problems: _____

Overall, the quality and safety of sidewalks is:



2. Street Crossings and Intersections:

- ☐ The road is too wide to cross easily
- ☐ Traffic signals do not give enough time to cross the street
- ☐ The crossing does not have a pedestrian-activated button
- ☐ There is no crosswalk or it is poorly marked
- ☐ I have to walk too far to find a safe, marked crosswalk
- ☐ Intersection does not have a curb ramp for carts, wheelchairs, strollers, walkers, etc.
- ☐ Other problems: _____

Overall, the quality and safety of street crossings and intersections is:



3. Driver Behavior:

- ☐ Drivers do not stop at stop signs or stop behind the crosswalk
- ☐ Drivers appear to be speeding
- ☐ Drivers do not yield to people walking
- ☐ Drivers are distracted (on the phone, texting, paying attention to passengers rather than road)
- ☐ Drivers aren't looking out for people walking, make unexpected turns, or seem hostile
- ☐ Other problems: _____

Overall, the quality and safety of driver behavior is:



Appendix B (cont.): Sample General Walk Audit Checklist

4. Safety:

- ☐ Car speeds are too fast
- ☐ There's too much traffic
- ☐ Street lights are few or not present
- ☐ There are people on the street who seem threatening
- ☐ Unleashed dogs or other loose intimidating animals are present
- ☐ Other problems: _____

Overall, the feeling of safety in this area is:



5. Comfort:

- ☐ There is not enough shade from canopies, awnings, or trees
- ☐ There are few or no street trees or other landscaping
- ☐ There are vacant lots or rundown buildings
- ☐ The street needs benches and places to rest
- ☐ Other problems: _____

Overall, the comfort and appeal in this area is:



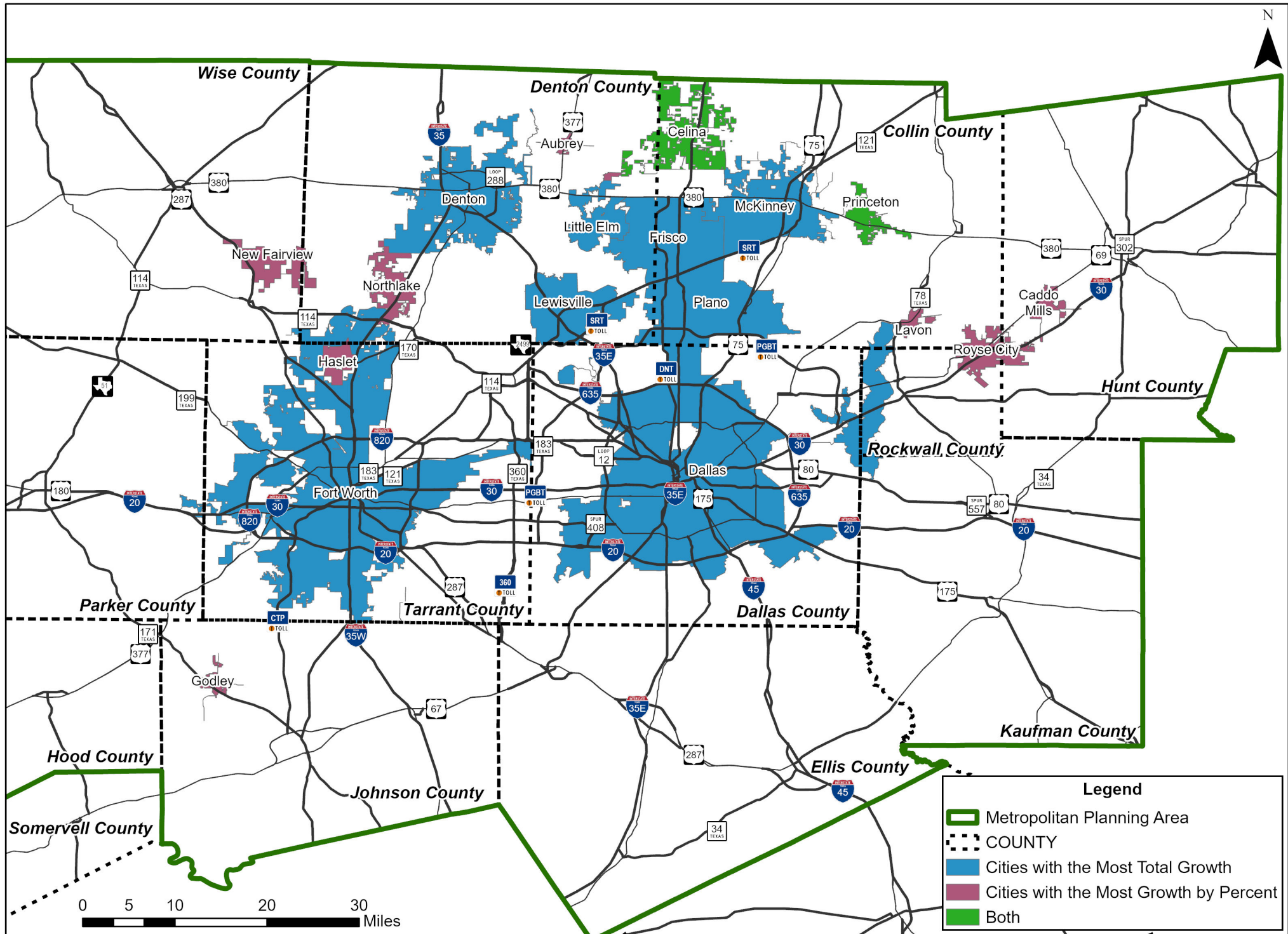
Additional Comments:

Survey adapted in part from the *Microscale Audit of Pedestrian Streetscapes* and the *AARP Walk Audit Toolkit*.

APPENDIX 3

MAP OF CITIES IN NCTCOG REGION
WITH THE MOST GROWTH
AND THE FASTEST GROWING CITIES IN THE
NCTCOG REGION BY PERCENT (2021-2022)

Metropolitan Planning Area, Urbanized Areas, Cities and ISDs



APPENDIX 4

SCHOOL SITING COORDINATION EXAMPLE



City-ISD Coordination in Frisco

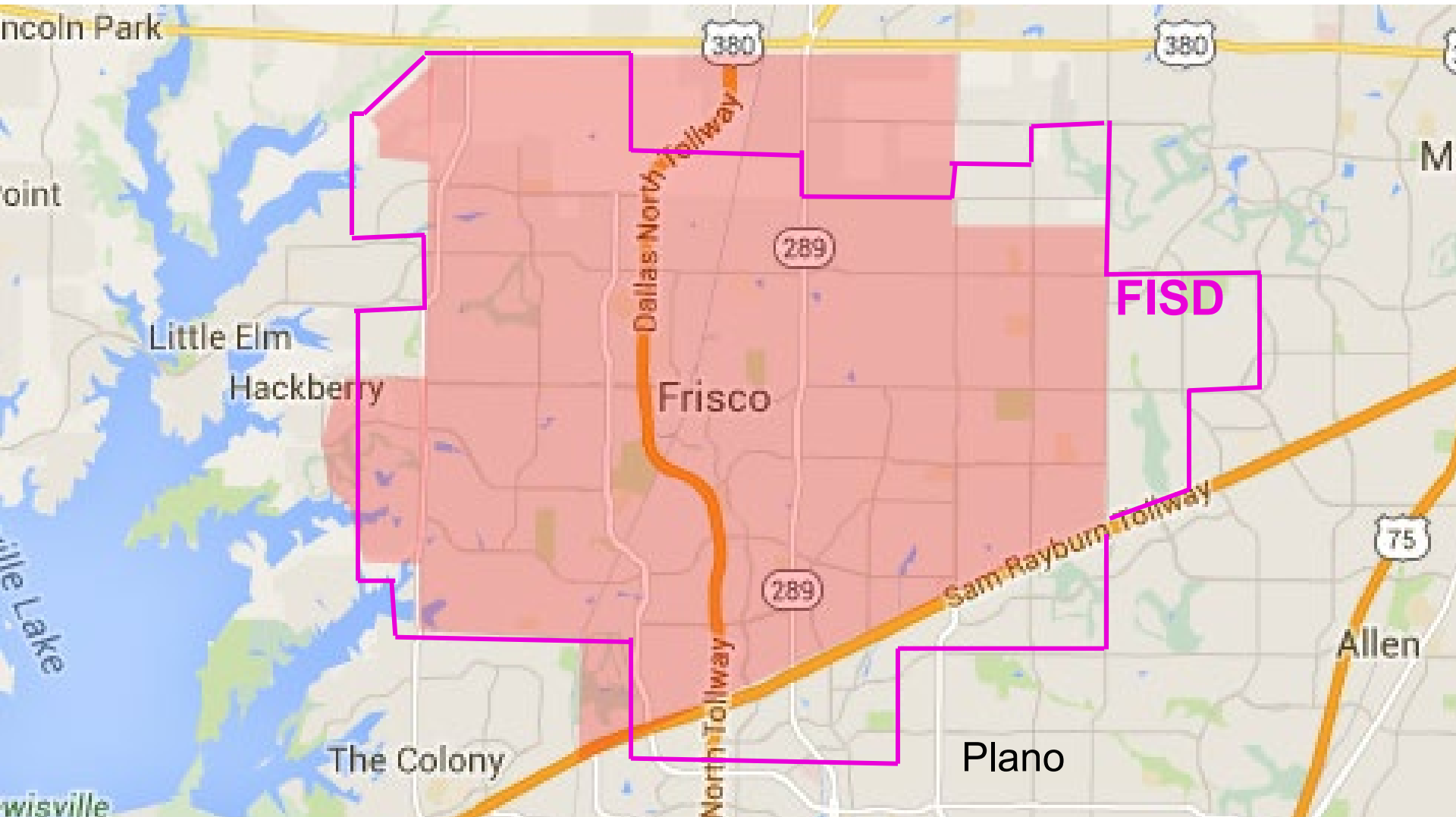
Joel Fitts, P.E., PTOE
Transportation Planning Manager
City of Frisco

NCTCOG
June 2025



PROGRESS IN MOTION

Frisco





Fast Growth

- Were fastest growing City and ISD in the nation

- Population: 1990 6,138

- 2000 33,714

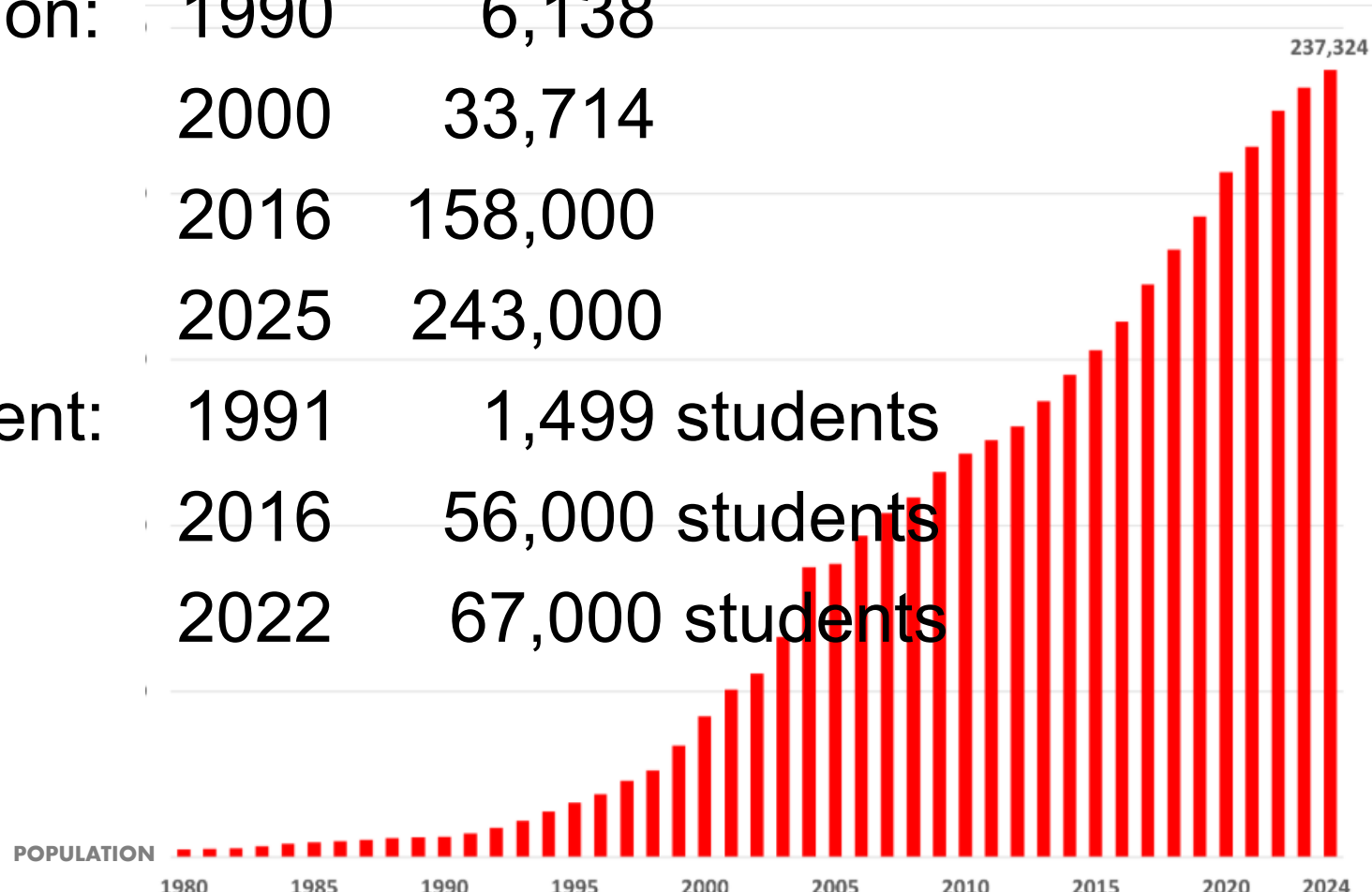
- 2016 158,000

- 2025 243,000

- Enrollment: 1991 1,499 students

- 2016 56,000 students

- 2022 67,000 students

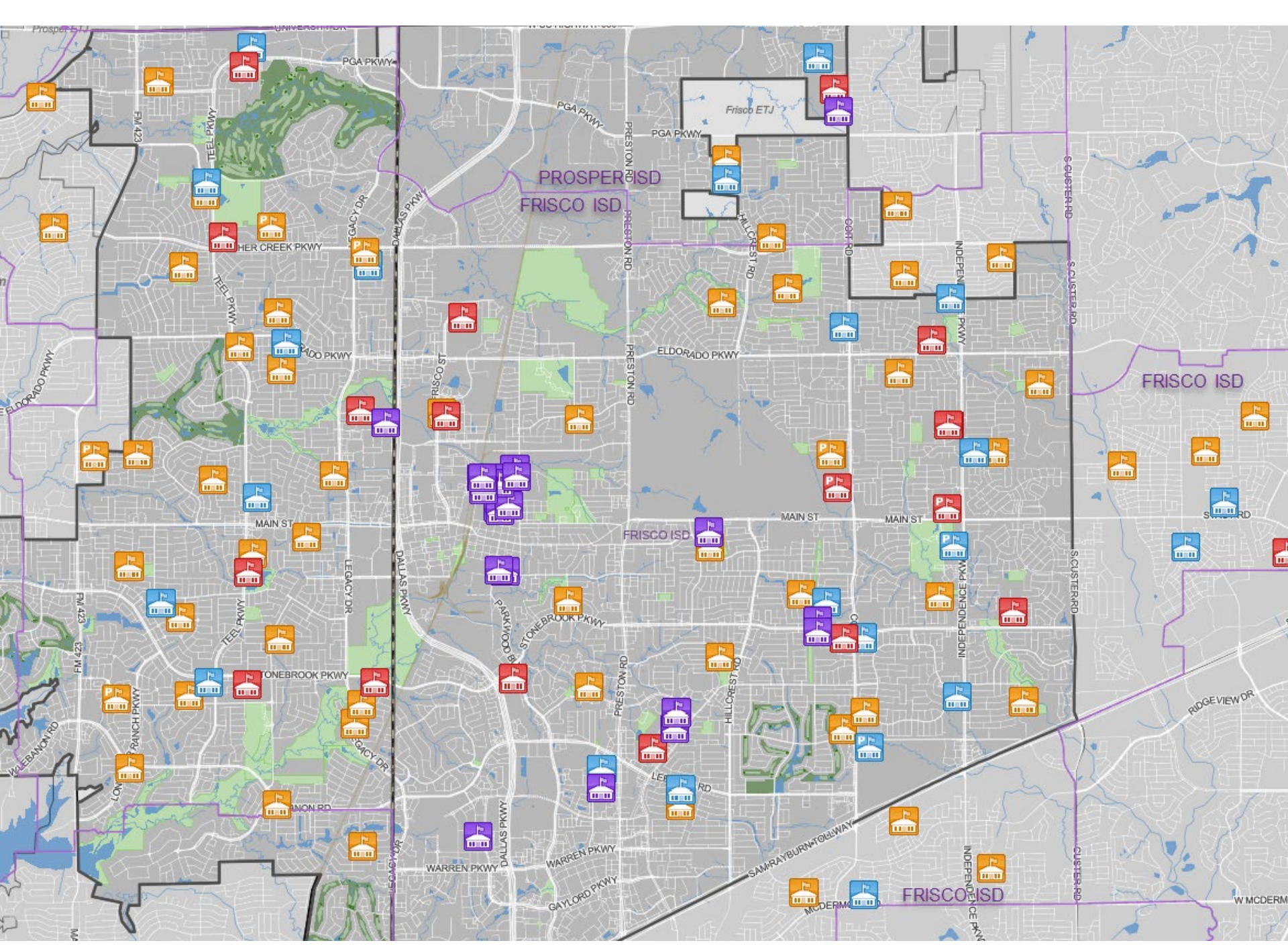


Frisco ISD

- Small campus model
 - Elementary: 700 students
 - Middle School: 1,000 students
 - High School: 2,100 students (Class 5A)



- Opened 2 to 4 schools every year
(1993-2022)




Schools within City of Frisco

- Total of 72 schools:
- 61 Frisco ISD schools
 - 31 ES, 16 MS, 11 HS, 3 Education Centers
- 5 Prosper ISD school
 - 2 ES, 2 MS, 1 HS
- 1 Lewisville ISD school (ES)
- 3 Charter Schools
- 2 Private Schools (3rd planning to develop)
- (FISD owns 6 future school sites)



Schools within City of Frisco

- City's primary coordination was with Frisco ISD
- We were in high growth mode together
- Developed Coordination Program together





Frisco ISD


- 43 Elementary Schools (31 in Frisco)
- 19 Middle Schools (16 in Frisco)
- 12 High Schools (11 in Frisco)
- 3 Special Program Centers (in Frisco)
- Owns 6 future school sites (All in Frisco)

Coordination

- Demographics
- Site Selection
- Infrastructure Needs
- School Design
- Safe Routes to School
- School Traffic & Ped Issues

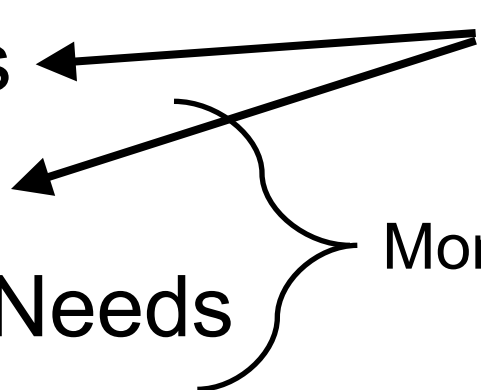


Coordination

- Demographics
 - Site Selection
 - Infrastructure Needs
 - School Design
 - Safe Routes to School
 - School Traffic & Ped Issues
- City alerts ISD
- 

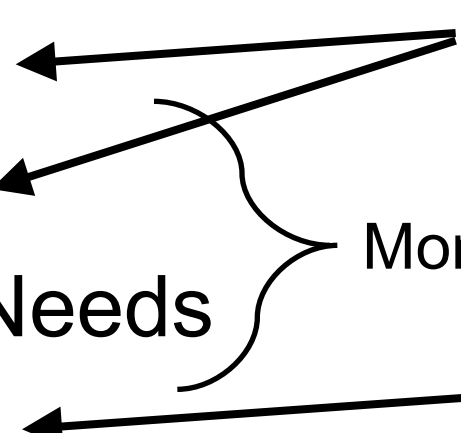


Coordination

- Demographics
 - Site Selection
 - Infrastructure Needs
 - School Design
 - Safe Routes to School
 - School Traffic & Ped Issues
- City alerts ISD
- Monthly Meeting #1
- 
- The diagram shows two arrows originating from the text 'City alerts ISD'. One arrow points to 'Demographics' and the other points to 'Site Selection'. A bracket groups 'Site Selection' and 'Infrastructure Needs', with an arrow pointing from the text 'Monthly Meeting #1' to this bracket.



Coordination

- Demographics
 - Site Selection
 - Infrastructure Needs
 - School Design
 - Safe Routes to School
 - School Traffic & Ped Issues
- City alerts ISD
- Monthly Meeting #1
- Meetings as Needed
- 
- The diagram illustrates the coordination process. A line from 'City alerts ISD' branches into three arrows pointing to 'Demographics', 'Site Selection', and 'Infrastructure Needs'. A bracket groups these three items and points to 'Monthly Meeting #1'. Another arrow points from 'Meetings as Needed' to 'School Design'.



Coordination

- Demographics
 - Site Selection
 - Infrastructure Needs
 - School Design
 - Safe Routes to School
 - School Traffic & Ped Issues
- City alerts ISD
- Monthly Meeting #1
- Meetings as Needed
- Monthly Meeting #2



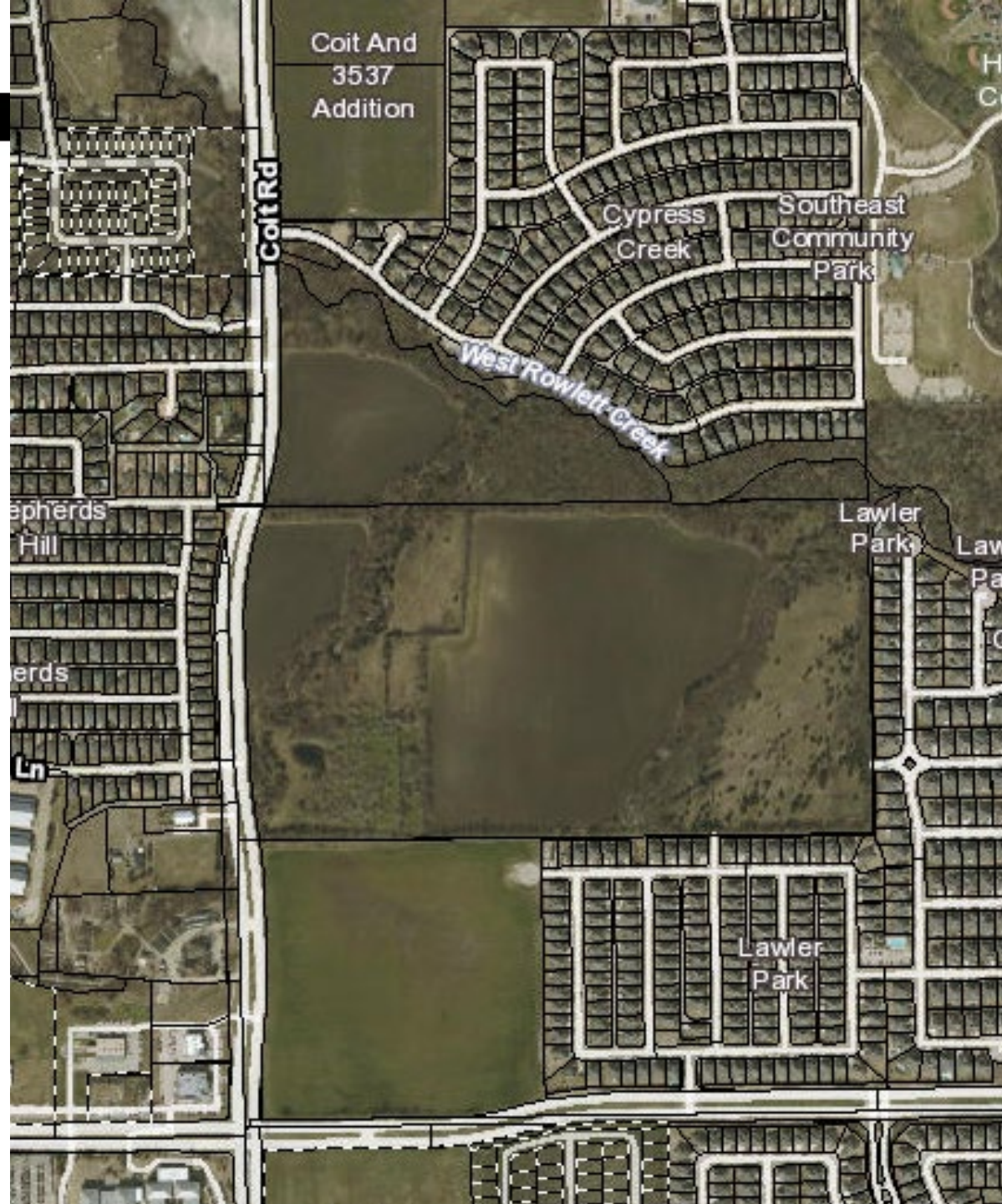
Site Selection

- Earliest Step: Planning Department
 - Pre-Development
(Does FISD need a school here?)





PROGRESS IN MOTION





Site Selection

- Earliest Step: Planning Department
 - Pre-Development
(Does FISD need a school here?)
 - Development Approval
(Notify FISD for demographic purposes)



Site Selection & Infrastructure Needs

- Monthly Meeting #1
- FISD Chief Operations Officer
- Discuss potential sites
- Infrastructure needs
 - Roads
 - Utilities
 - Sidewalks





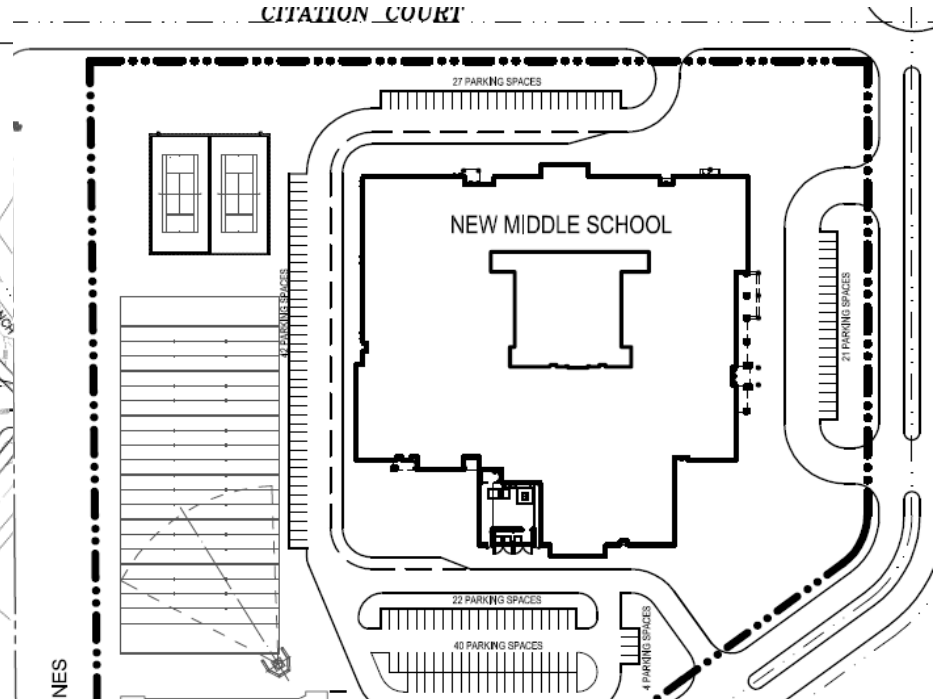
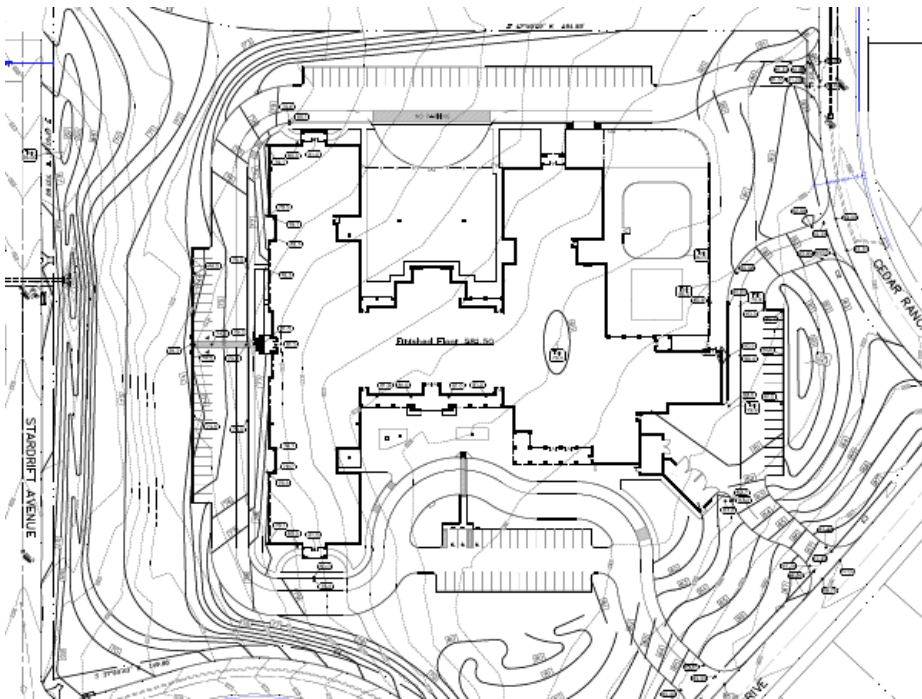
PROGRESS IN MOTION

Site Selection & Infrastructure Needs



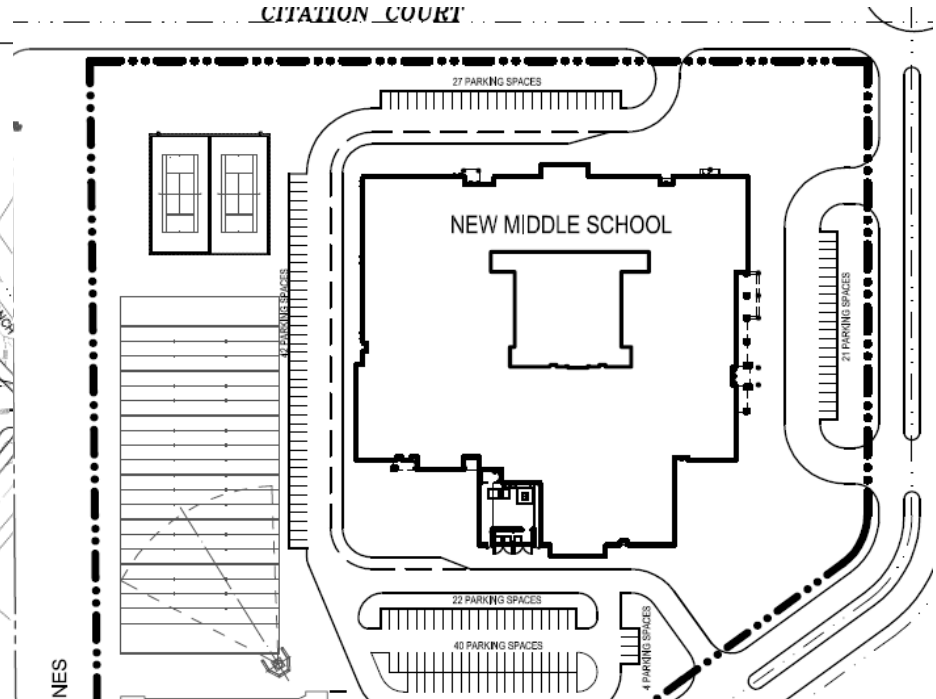
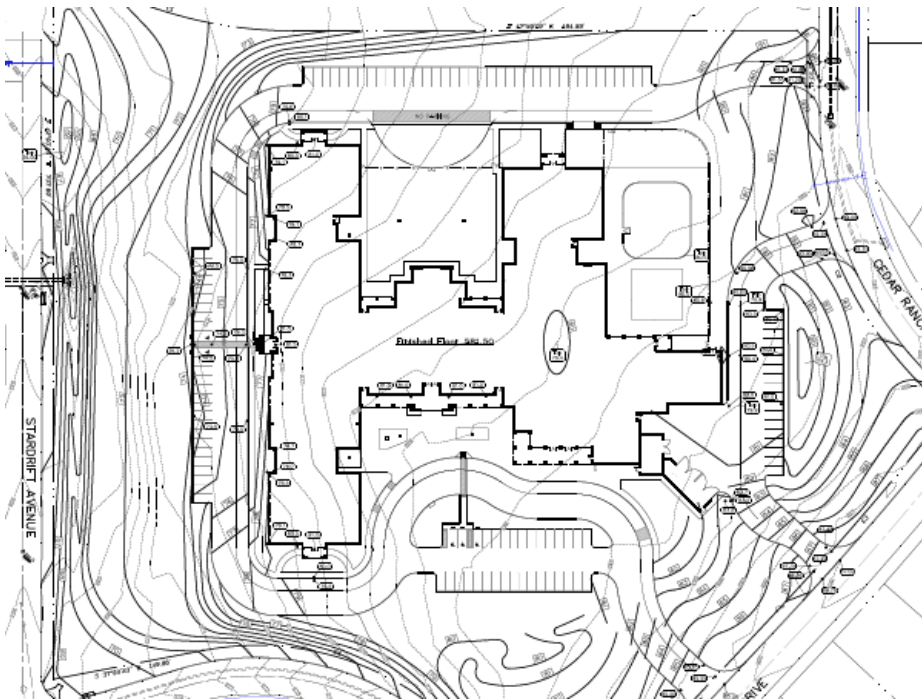
School Design

- Pre-submittal Meetings with FISD architect and engineer
- Exchange drafts before official submittal



School Design

- Standard circulation strategies
- Connections to neighborhoods & thoroughfares



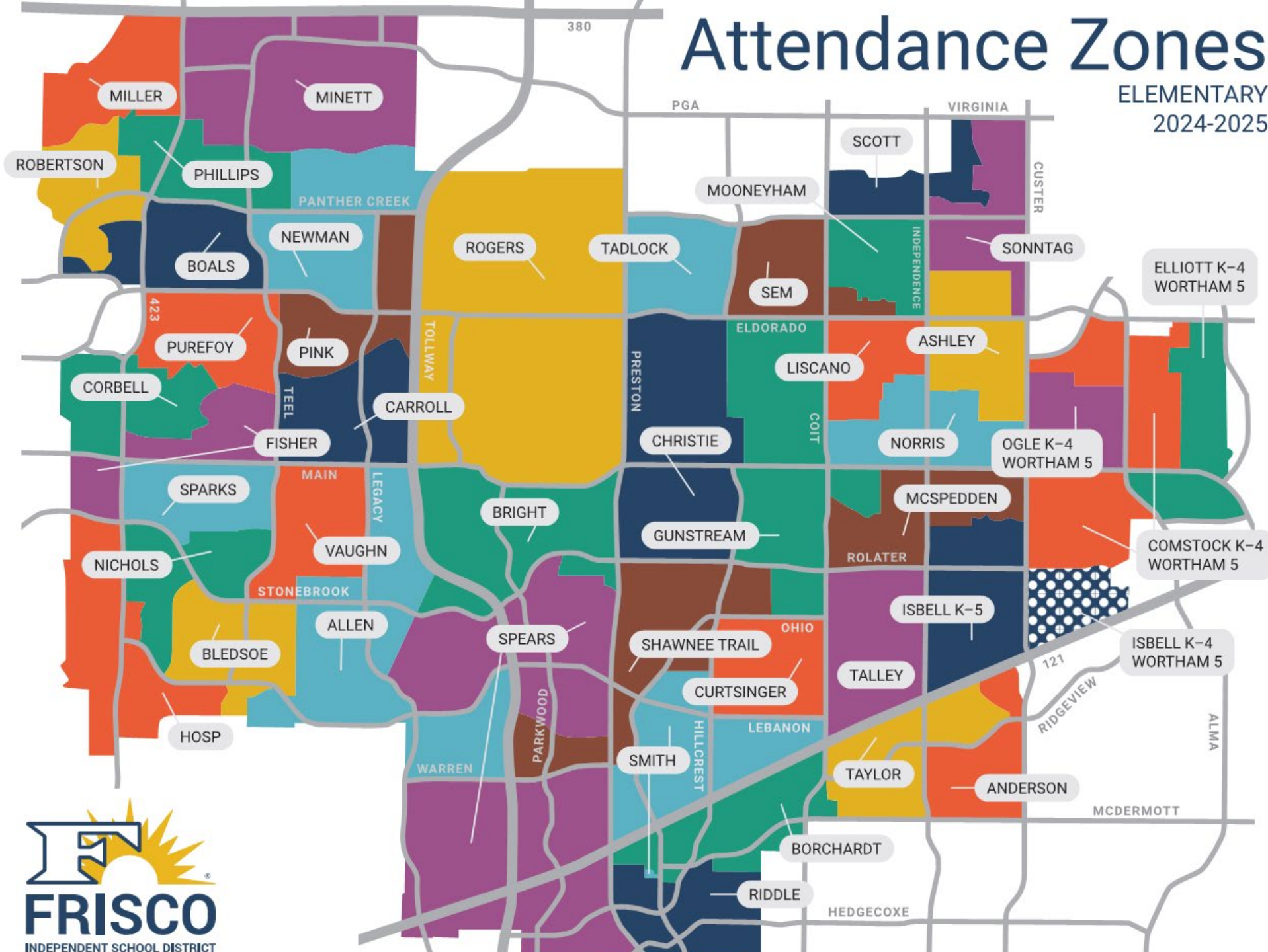
Safe Routes to School

- New school design
 - Entrance in relationship to streets
 - Driveways and nearby traffic control
- New Neighborhoods
- Attendance Boundaries
 - Fast growth = rezoning every year
- Crossing Guards
- Annual Sidewalk Program



Attendance Zones

ELEMENTARY
2024-2025



School Traffic Operations

- Monthly Meeting #2
- City Traffic Engineers
- Police Department (Deputy Chief and SROs)
- FISD Officials
 - Director of Transportation (& Asst. Directors)
 - Bus Routing Supervisor
 - Crossing Guard Supervisor
 - Director of Security (& Manager)



School Traffic Operations

- Monthly Meeting #2
- School traffic complaints
- Student pedestrian complaints
- Crossing guard requests
- Road construction impacts on buses, peds, etc.
- Sidewalk needs
- Rezoning/Safe Routes to School
- Circulation plans for new schools
- On-Campus training



Crossing
Guard

Park Place Estates Phase 2
Ded. No. 2013-290
Zoned SF-10 PD-180
Single Family Residential

Exit
Only

No Parking

No Parking

Enter
Only

Buses
Only

Morning Drop Off
(All Grades)

4th-5th
Pick-up

K-1st
Pick-up

2nd-3rd
Pick-up

Vaughn
Elementary

4th Army Drive

No Parking

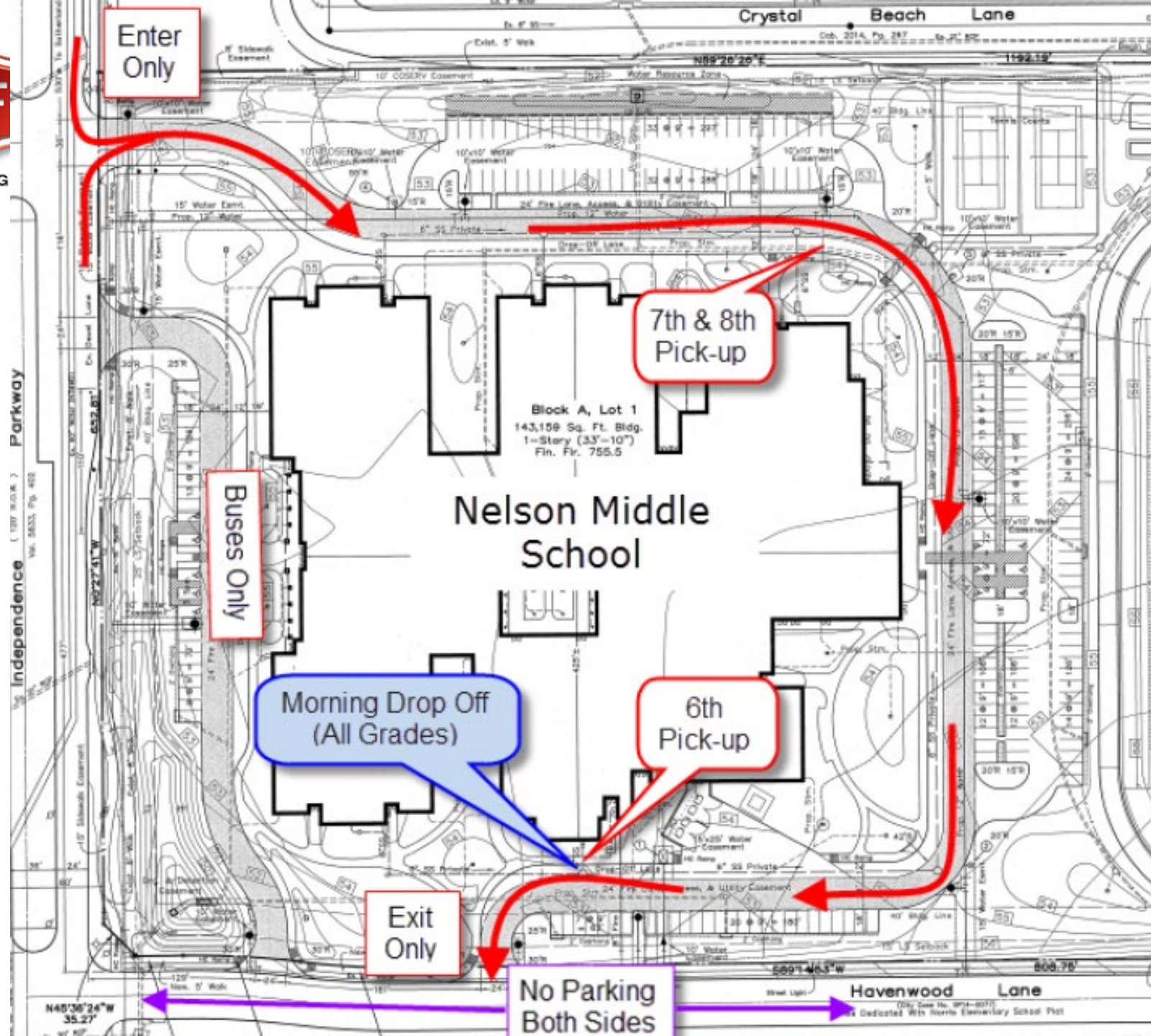
5. Cdb. W. Pg. 738-6
Zoned SF-10/20-0.5/20-7/10 PD-180
Single Family Residential

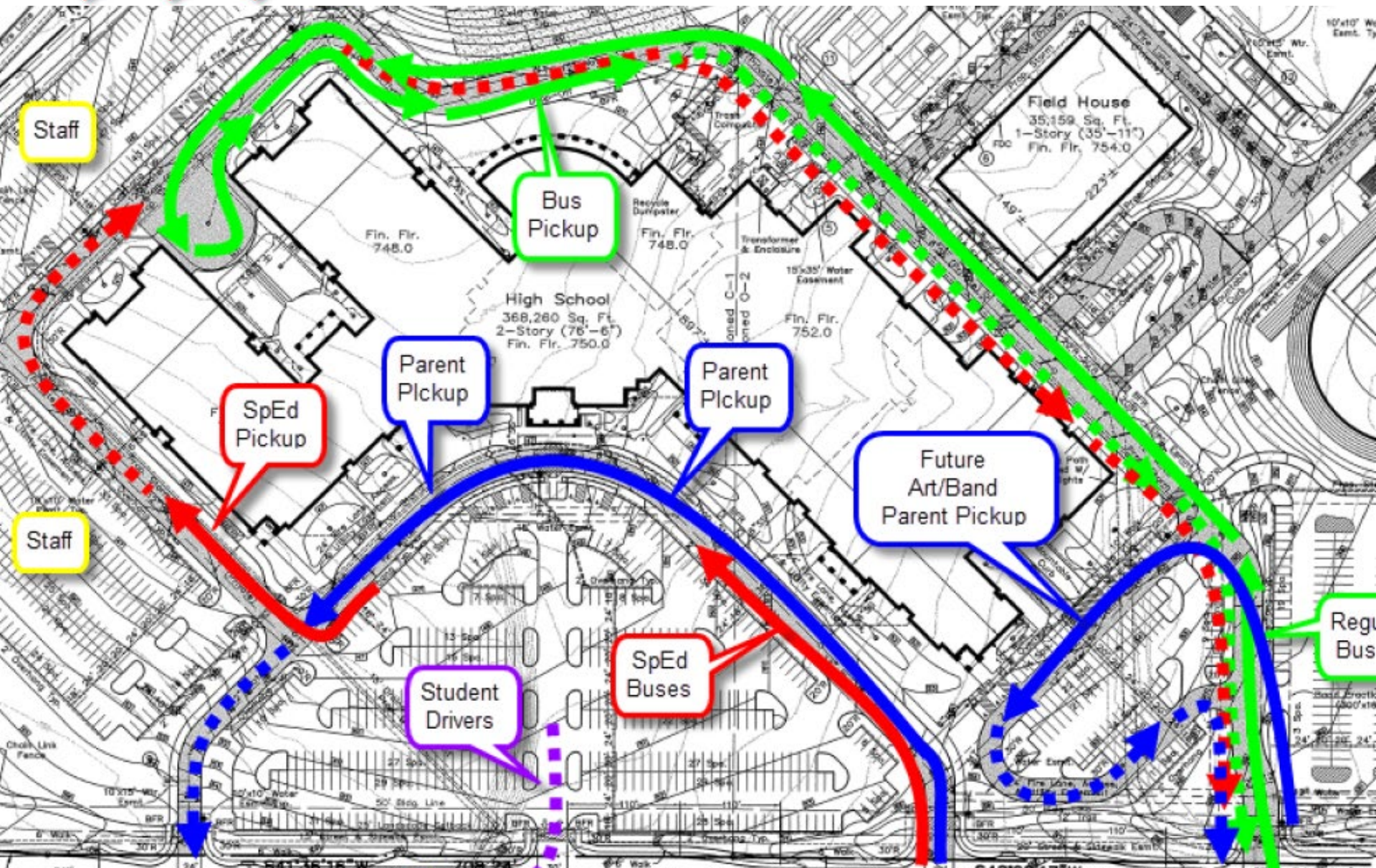
See 14
Sheet L&H
in Ex. Schedule
4' Minimum
at Dr. Curb

PD-180



PROG





Keys to Success

- Start from the Ground, Up
- Start from the Top, Down
- Start from the Ground, Up (every time)
- Build it into your Processes
- Include all the Players
- Avoid the Blame Game
- Lessons Learned





What has changed?

- Frisco ISD is no longer building new schools

Frisco ISD

- Hit max of 67,000 students in 2022
- Enrollment is now declining (~1,200/year)
- Frisco has become too expensive for new/young families
- Most DFW ISDs are seeing declines:
 - Cheaper housing in the exurbs (beyond Frisco)
 - Lower birth rates
 - Changes in schooling after Pandemic
 - Home Schooling/Charter Schools

What has changed?

- Frisco ISD is no longer building new schools
- Prosper ISD is still in growth mode
 - Applying similar coordination process
- Rise of Charter & Private Schools
 - No advance coordination

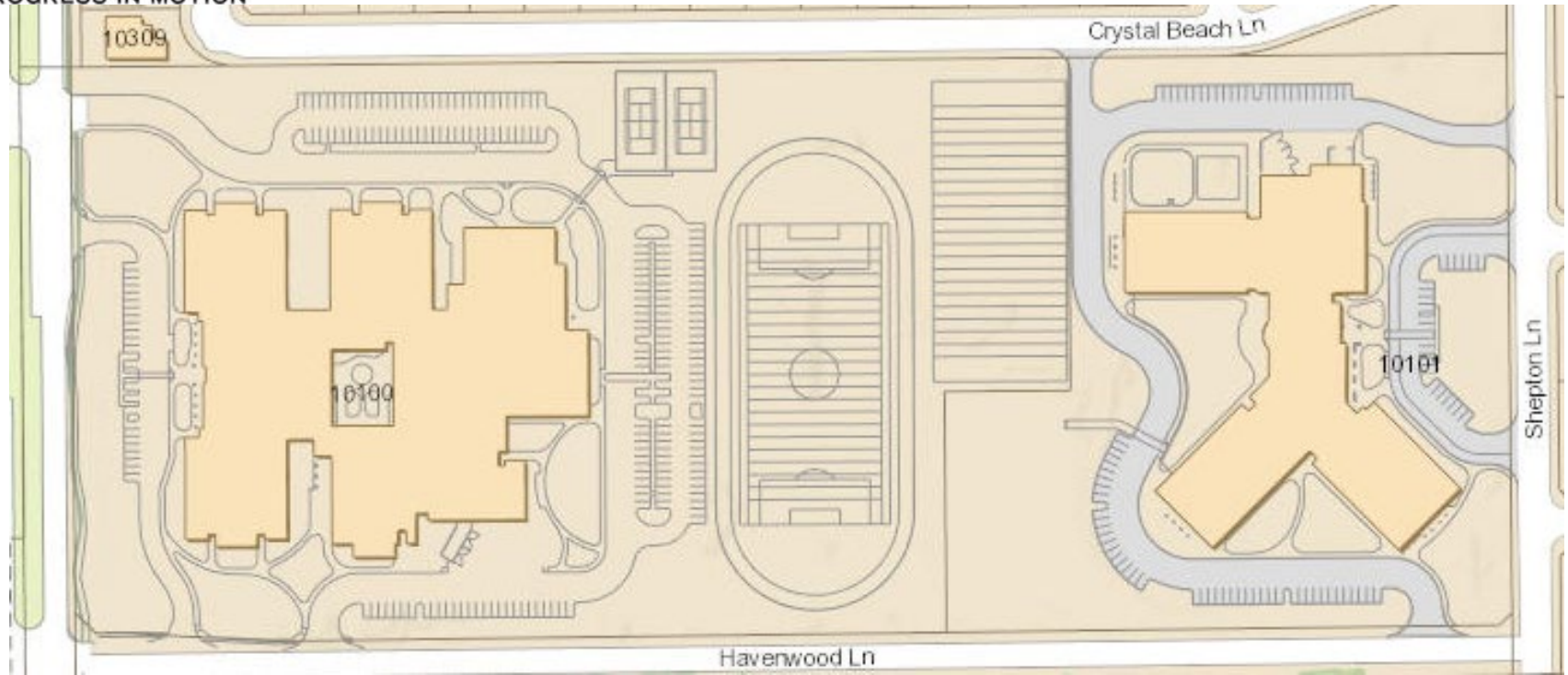


Charter/Private Schools

- Multiple, independent entities
- No pre-existing relationship with school leadership
- Each usually purchases school site before discussing anything with us
- We have to negotiate school layout and traffic operations on non-ideal sites
- School operators may not want to cooperate with us



PROGRESS IN MOTION



Joel Fitts, P.E., PTOE
Transportation Planning Manager

jfitts@friscotexas.gov

972-292-5456

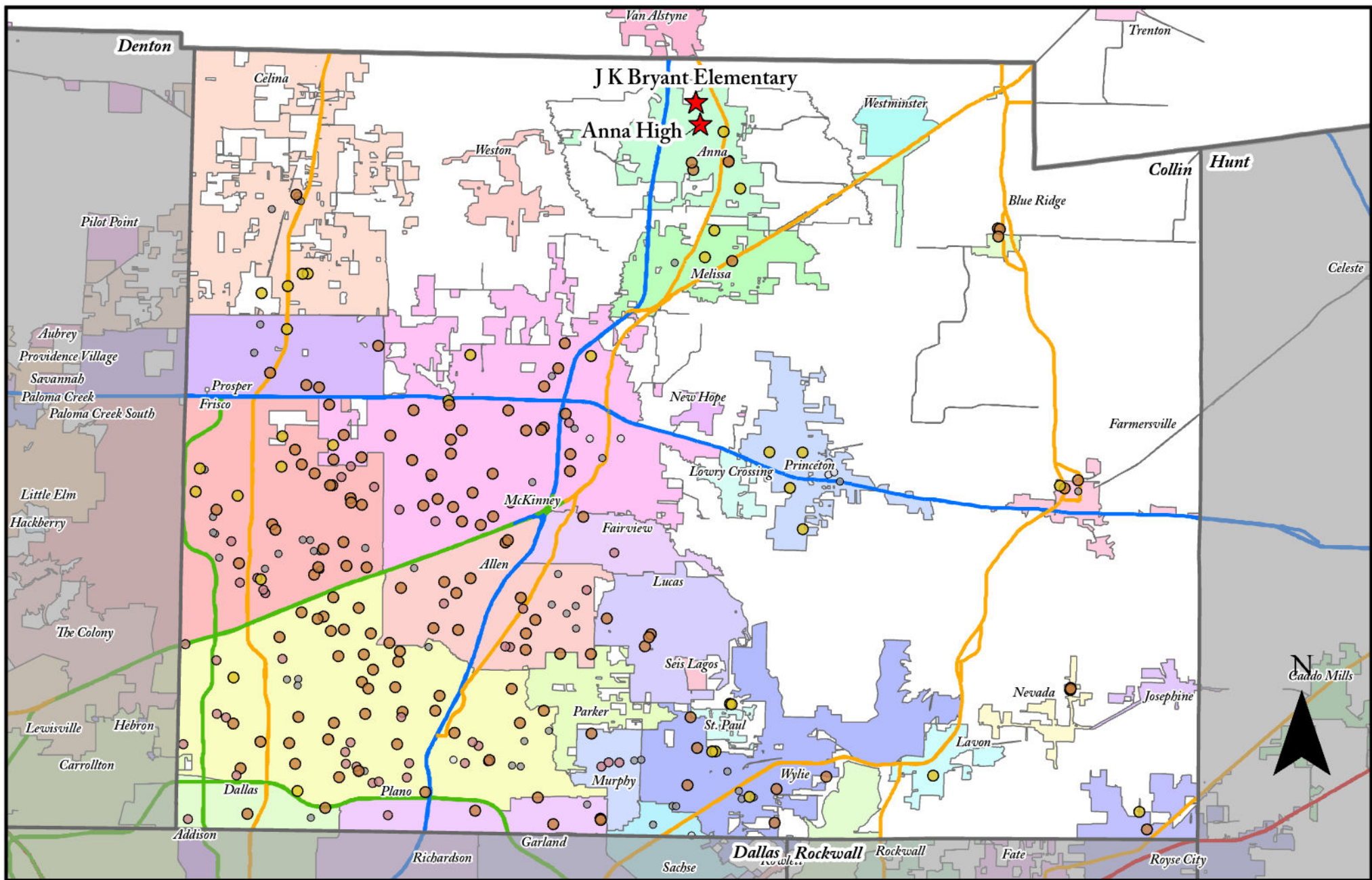
Questions?

APPENDIX 5

FULL TRANSPORTATION SAFETY

GIS ANALYSIS RESULTS

Charts And Maps Per County



Collin County Transportation Analysis Final Scores

★ Top 2 Scores

Final Scores

● 37.07 - 59.01

● 26.47 - 37.06

● 20.61 - 26.46

● 14.45 - 20.60

○ 5.72 - 14.44

— Interstate Highway

— US Highway

— State Highway

— Tollway

0 5 10 Miles



| SCHOOLNAME | CITY | COUNTY | Traffic Safety Score |
|--|--------------|--------|----------------------|
| Joe K. Bryant Elementary School | Anna | Collin | 54.29 |
| Anna High School | Anna | Collin | 53.18 |
| Leta Horn Smith Elementary School | Princeton | Collin | 53.14 |
| Frank McMillan Junior High School | Wylie | Collin | 51.74 |
| Judith L. Harlow Elementary School | Anna | Collin | 51.23 |
| Founders Classical Academy - Frisco | Frisco | Collin | 50.63 |
| Celina High School | Celina | Collin | 49.68 |
| Davis Elementary School - Royse City | Royse City | Collin | 49.18 |
| Harper Elementary School | Princeton | Collin | 49.13 |
| Light Farms Elementary School | Prosper | Collin | 49.10 |
| Donny O'Dell Elementary School | Celina | Collin | 48.96 |
| John A Baker Elementary School | McKinney | Collin | 44.89 |
| Harry McKillop Elementary School | Melissa | Collin | 44.89 |
| Davis Intermediate | Wylie | Collin | 44.66 |
| Naomi Press Elementary School | McKinney | Collin | 44.63 |
| NeSmith Elementary School | Lavon | Collin | 44.33 |
| George W. Bush Elementary School | St Paul | Collin | 44.22 |
| Melissa Ridge Intermediate | Melissa | Collin | 44.21 |
| Rogers Elementary School | Frisco | Collin | 39.85 |
| Achieve Academy | Wylie | Collin | 39.48 |
| Scott Elementary School | McKinney | Collin | 39.19 |
| Bill Hays Middle School | Frisco | Collin | 39.14 |
| Tadlock Elementary School | Frisco | Collin | 39.10 |
| The Goddard School for Early Childhood Development | McKinney | Collin | 38.92 |
| Southard Middle School | Princeton | Collin | 38.88 |
| Lowe Elementary School | Princeton | Collin | 38.88 |
| Farmersville Junior High School | Farmersville | Collin | 38.87 |
| Ralph and Mary Lynn Boyer Elementary School | Prosper | Collin | 38.72 |
| Lone Star Language Academy | Plano | Collin | 38.43 |
| Anna Middle School | Anna | Collin | 38.42 |
| Harmony Science Academy- Plano | Plano | Collin | 37.91 |
| McKinney High School | McKinney | Collin | 36.42 |
| Mary Evans Elementary School | Allen | Collin | 35.44 |
| Talley Elementary School | Frisco | Collin | 35.26 |
| Robert L Puster Elementary School | Fairview | Collin | 34.87 |
| Lizzie Nell Cundiff McClure Elementary School | McKinney | Collin | 34.58 |
| Dodd Elementary School | Wylie | Collin | 34.31 |
| Pearson Early Childhood | Plano | Collin | 34.10 |
| Ruth Cherry Intermediate | Royse City | Collin | 33.97 |

| SCHOOLNAME | CITY | COUNTY | Traffic Safety Score |
|---|------------|--------|----------------------------|
| Wally Watkins Elementary School | Wylie | Collin | 33.96 |
| Legacy Preparatory Charter Academy | Plano | Collin | 33.88 |
| Spradley Elementary School | Frisco | Collin | 33.61 |
| Hickey Elementary School | Plano | Collin | 33.51 |
| Richardson Classical Academy | Richardson | Collin | 33.29 |
| Celina Primary School | Celina | Collin | 33.18 |
| Leland E. Edge Middle School | Nevada | Collin | 33.04 |
| Community High School | Nevada | Collin | 32.99 |
| Harrington Elementary School | Plano | Collin | 32.98 |
| Huffman Elementary School | Plano | Collin | 32.95 |
| Carpenter Middle School | Plano | Collin | 32.93 |
| McClendon Elementary School | Nevada | Collin | 32.89 |
| Harmony School of Innovation - Dallas | Dallas | Collin | 32.13 |
| Hospital/ Homebound | Dallas | Collin | 31.53 |
| Hughston Elementary School | Plano | Collin | 31.45 |
| Borchardt Elementary School | Plano | Collin | 31.43 |
| Carlisle Elementary School | Plano | Collin | 31.36 |
| Rose Haggar Elementary School | Dallas | Collin | 31.35 |
| Plano West Senior High School | Plano | Collin | 31.35 |
| W. E. Pete Ford Middle School | Allen | Collin | 31.12 |
| D. L. Rountree Elementary School | Allen | Collin | 31.06 |
| Beaty Early Childhood School | Plano | Collin | 31.04 |
| Riddle Elementary School | Plano | Collin | 30.99 |
| Hightower Elementary School | Plano | Collin | 30.95 |
| Daffron Elementary School | Plano | Collin | 30.77 |
| Jenny Preston Elementary School | Allen | Collin | 30.61 |
| Rice Middle School | Plano | Collin | 30.60 |
| Bert & Eloise Isbell Elementary School | Frisco | Collin | 30.60 |
| Jackson Elementary School | Plano | Collin | 30.56 |
| Max O Vaughan Elementary School | Allen | Collin | 30.44 |
| Albert & Iola Lee Davis Malvern Elementary School | McKinney | Collin | 30.24 |
| Hedgcoxe Elementary School | Plano | Collin | 30.23 |
| Mathews Elementary School | Plano | Collin | 30.17 |
| Wyatt Elementary School | Plano | Collin | 30.10 |
| Skaggs Elementary School | Plano | Collin | 30.04 |
| Claude Curtsinger Elementary School | Frisco | Collin | 29.96 |
| Anderson Elementary School | Plano | Collin | 29.95 |
| Saigling Elementary School | Plano | Collin | 29.85 |
| Allen High School | Allen | Collin | 29.84 |

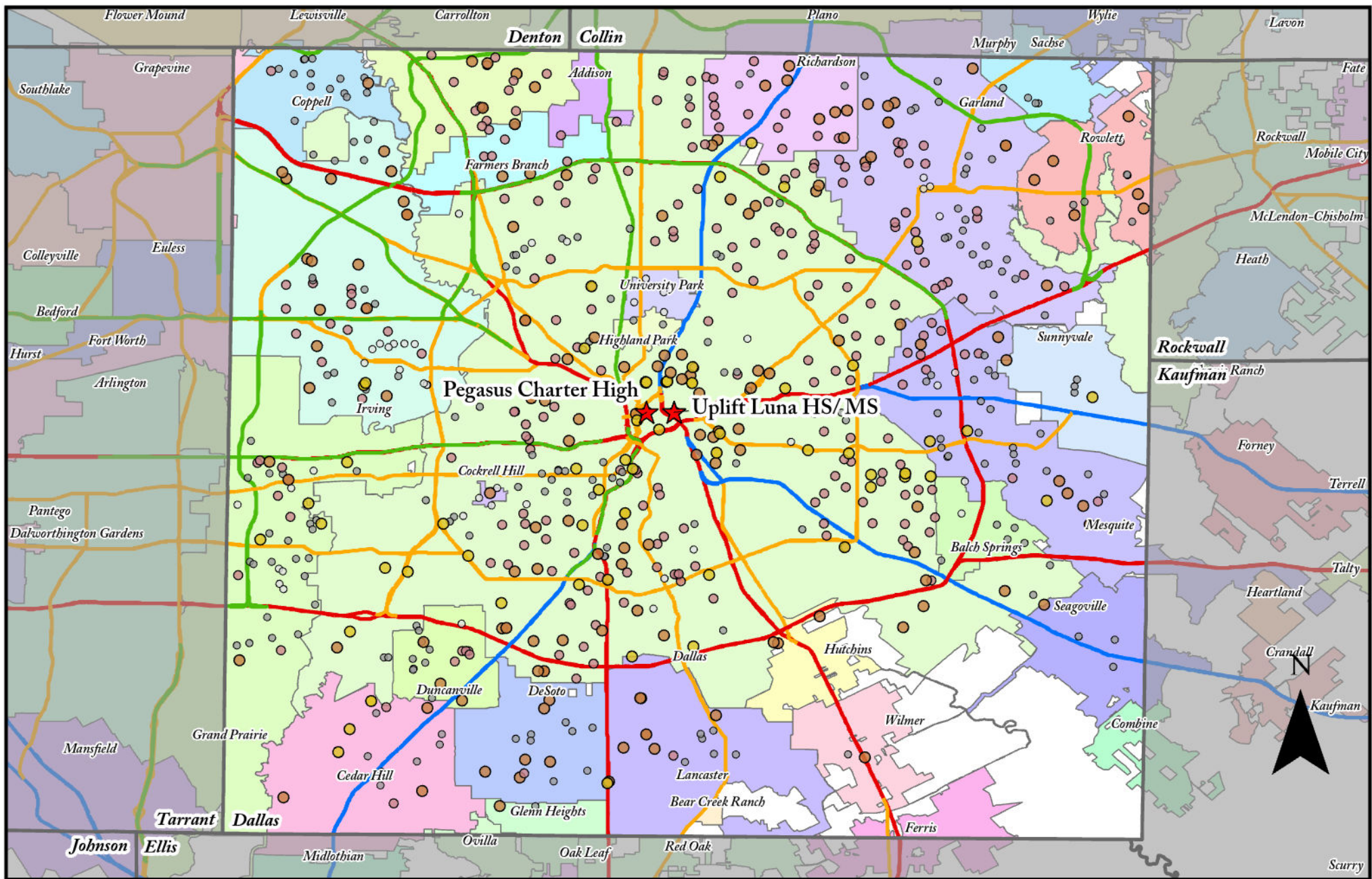
| SCHOOLNAME | CITY | COUNTY | Traffic Safety Score |
|--|------------|--------|----------------------|
| Pat & Catherine Fowler Middle School | Plano | Collin | 29.84 |
| C. T. Eddins Elementary School | McKinney | Collin | 29.83 |
| Dr. E. T. Boon Elementary School | Allen | Collin | 29.83 |
| Serenity High School | McKinney | Collin | 29.83 |
| Wells Elementary School | Plano | Collin | 29.81 |
| Ereckson Middle School | Allen | Collin | 29.78 |
| Imagine International Academy of North Texas | McKinney | Collin | 29.77 |
| Early Childhood School | Frisco | Collin | 29.71 |
| Mooneyham Elementary School | McKinney | Collin | 29.69 |
| Beverly Elementary School | Allen | Collin | 29.68 |
| Elliott Elementary School | McKinney | Collin | 29.64 |
| Beverly Cheatham Elementary School | Allen | Collin | 29.63 |
| Centennial Elementary School | Plano | Collin | 29.60 |
| Larry D. Guinn Special Programs Center | Plano | Collin | 29.57 |
| Herman Lawson Early Childhood School | McKinney | Collin | 29.57 |
| Kerr Elementary School | Allen | Collin | 29.56 |
| Andrews Elementary School | Plano | Collin | 29.53 |
| Thomas Elementary School | Plano | Collin | 29.46 |
| Davis Elementary School | Plano | Collin | 29.42 |
| Slaughter Elementary School | McKinney | Collin | 29.37 |
| Spears Elementary School | Frisco | Collin | 29.36 |
| Taylor Elementary School | Plano | Collin | 29.34 |
| Bethany Elementary School | Plano | Collin | 29.33 |
| Barron Elementary School | Plano | Collin | 29.32 |
| Jose De Jesus and Maria Luisa Vega Elementary School | McKinney | Collin | 29.31 |
| Miller Elementary School | Richardson | Collin | 29.27 |
| McKinney Boyd High School | McKinney | Collin | 29.25 |
| Sue Evelyn Rattan Elementary School | Anna | Collin | 29.22 |
| Schimelpfenig Middle School | Plano | Collin | 29.19 |
| Hendrick Middle School | Plano | Collin | 29.16 |
| Frances E. Norton Elementary School | Allen | Collin | 29.14 |
| Lovejoy High School | Lucas | Collin | 29.07 |
| Billy Thompson Vandeventer Middle School | Frisco | Collin | 29.03 |
| Reuben Johnson Elementary School | McKinney | Collin | 28.92 |
| Staley Middle School | Frisco | Collin | 28.92 |
| Melissa High School | Melissa | Collin | 28.89 |
| Liscano Elementary School | Frisco | Collin | 28.84 |
| Roy Lee Walker Elementary School | McKinney | Collin | 28.79 |
| Jesse McGowen Elementary School | McKinney | Collin | 28.76 |

| SCHOOLNAME | CITY | COUNTY | Traffic Safety Score |
|--|------------|--------|----------------------|
| Rita Smith Elementary School | Wylie | Collin | 28.76 |
| Lois Lindsey Elementary School | McKinney | Collin | 28.69 |
| Furr Elementary School | McKinney | Collin | 28.68 |
| Comstock Elementary School | McKinney | Collin | 28.66 |
| Jim and Betty Hughes Elementary School | McKinney | Collin | 28.65 |
| J. B. Wilmeth Elementary School | McKinney | Collin | 28.63 |
| Carlena Chandler Elementary School | Allen | Collin | 28.58 |
| Isabel Pierce Sem Elementary School | Frisco | Collin | 28.58 |
| Stinson Elementary School | Richardson | Collin | 28.57 |
| Maus Middle School | Frisco | Collin | 28.54 |
| Bolin Elementary School | Allen | Collin | 28.48 |
| Heartland Montessori Academy | McKinney | Collin | 28.46 |
| Dean and Mildred Bennett Elementary School | McKinney | Collin | 28.31 |
| JW & Ruth Christie Elementary School | Frisco | Collin | 28.29 |
| Gary & Bobbye Jack Minshew Elementary School | McKinney | Collin | 28.27 |
| R. Steve Folsom Elementary School | Prosper | Collin | 28.26 |
| Scott Johnson Middle School | McKinney | Collin | 28.14 |
| McSpedden Elementary School | Frisco | Collin | 28.14 |
| Cynthia A. Cockrell Elementary School | Prosper | Collin | 28.13 |
| McCall Elementary School | Plano | Collin | 28.11 |
| Dr. Jack Cockrill Middle School | McKinney | Collin | 28.07 |
| Isaacs Early Childhood School | Plano | Collin | 28.02 |
| Otto Middle School | Plano | Collin | 27.97 |
| Sonntag Elementary School | McKinney | Collin | 27.80 |
| Judy Rucker Elementary School | Prosper | Collin | 27.72 |
| County Residential Center | McKinney | Collin | 27.70 |
| Wylie High School | Wylie | Collin | 27.70 |
| Earl & Lottie Wolford Elementary School | McKinney | Collin | 27.67 |
| Blue Ridge Middle School | Blue Ridge | Collin | 27.67 |
| Norris Elementary School | Frisco | Collin | 27.65 |
| Blue Ridge Elementary School | Blue Ridge | Collin | 27.64 |
| P. M. Akin Elementary School | Wylie | Collin | 27.60 |
| Willow Springs Middle School | Lucas | Collin | 27.59 |
| Nelson Middle School | Frisco | Collin | 27.56 |
| Glen Oaks Elementary School | McKinney | Collin | 27.53 |
| Independence High School | Frisco | Collin | 27.48 |
| Dowell Middle School | McKinney | Collin | 27.43 |
| Wylie East High School | Wylie | Collin | 27.42 |
| Joe V. Hart Elementary School | Lucas | Collin | 27.37 |

| SCHOOLNAME | CITY | COUNTY | Traffic Safety Score |
|---|--------------|--------|----------------------|
| Lorene Rogers Middle School | Prosper | Collin | 27.37 |
| Clark High School | Plano | Collin | 27.27 |
| Carrie L. Lovejoy Elementary School | Allen | Collin | 27.27 |
| Martha Hunt Elementary School | Murphy | Collin | 27.18 |
| Blue Ridge High School | Blue Ridge | Collin | 27.12 |
| Anna ISD Early Childhood Center | Anna | Collin | 26.96 |
| Special Program Center (Anna ISD) | Anna | Collin | 26.96 |
| Farmersville High School | Farmersville | Collin | 26.84 |
| Farmersville Intermediate | Farmersville | Collin | 26.62 |
| Lamar & Norma Hunt Middle School | Frisco | Collin | 26.23 |
| Faubion Middle School | McKinney | Collin | 25.49 |
| Plano Senior High School | Plano | Collin | 25.35 |
| Lowery Freshman Center | Allen | Collin | 25.25 |
| Haggard Middle School | Plano | Collin | 25.08 |
| Plano ISD Academy High School | Plano | Collin | 24.98 |
| Shepard Elementary School | Plano | Collin | 24.85 |
| Alton Boyd Elementary School | Allen | Collin | 24.53 |
| Pat Dillard Special Achievement Center | Allen | Collin | 24.49 |
| Bright Elementary School | Frisco | Collin | 24.19 |
| Sigler Elementary School | Plano | Collin | 24.02 |
| Flossie Floyd Green Elementary School | Allen | Collin | 23.95 |
| Arthur H. McNeil Elementary School | McKinney | Collin | 23.86 |
| Scoggins Middle School | McKinney | Collin | 23.80 |
| McMillen High School | Murphy | Collin | 23.54 |
| Murphy Middle School | Murphy | Collin | 23.53 |
| Lucille Rogers Ashley Elementary School | Frisco | Collin | 23.52 |
| Ogle Elementary School | McKinney | Collin | 23.38 |
| Sam & Ann Roach Middle School | Frisco | Collin | 23.35 |
| Heritage High School | Frisco | Collin | 23.24 |
| Mitchell Elementary School | Dallas | Collin | 23.22 |
| Boggess Elementary School | Murphy | Collin | 23.16 |
| David and Lynda Olson Elementary School | Allen | Collin | 22.92 |
| Williams High School | Plano | Collin | 22.91 |
| Memorial Elementary School | Plano | Collin | 22.81 |
| Shepton High School | Plano | Collin | 22.64 |
| Christie Elementary School | Plano | Collin | 22.41 |
| Sloan Creek Intermediate | Fairview | Collin | 22.27 |
| Bowman Middle School | Plano | Collin | 22.25 |
| Wakeland High School | Frisco | Collin | 22.04 |

| SCHOOLNAME | CITY | COUNTY | Traffic Safety Score |
|---|------------|--------|----------------------|
| Wilson Middle School | Plano | Collin | 21.85 |
| Allen Elementary School | Frisco | Collin | 21.83 |
| Head Start | Plano | Collin | 21.80 |
| Brinker Elementary School | Plano | Collin | 21.77 |
| Meadows Elementary School | Plano | Collin | 21.70 |
| Weatherford Elementary School | Plano | Collin | 21.67 |
| Barksdale Elementary School | Plano | Collin | 21.56 |
| Renner Middle School | Plano | Collin | 21.30 |
| Haun Elementary School | Plano | Collin | 21.20 |
| Noel A. Smith Elementary School | Frisco | Collin | 21.16 |
| Plano Adult Transition Center | Plano | Collin | 21.02 |
| Aldridge Elementary School | Richardson | Collin | 21.00 |
| Lebanon Trail High School | Frisco | Collin | 20.91 |
| Regional Day School Program for the Deaf | Plano | Collin | 20.77 |
| Adelle R. Clark Middle School | Frisco | Collin | 20.76 |
| Frisco High School | Frisco | Collin | 20.59 |
| Vines High School | Plano | Collin | 20.53 |
| Robinson Middle School | Plano | Collin | 20.37 |
| Frankford Middle School | Dallas | Collin | 20.19 |
| Career and Technical Education Center | Frisco | Collin | 20.12 |
| Rasor Elementary School | Plano | Collin | 19.88 |
| Gulledge Elementary School | Plano | Collin | 19.79 |
| James and Margie Marion Elementary School | Allen | Collin | 19.73 |
| Kenneth Rex Talley Elementary School | Frisco | Collin | 19.63 |
| Jasper High School | Plano | Collin | 19.45 |
| Burks Elementary School | McKinney | Collin | 19.45 |
| Liberty High School | Frisco | Collin | 19.33 |
| Valley Creek Elementary School | McKinney | Collin | 19.26 |
| Don Whitt Elementary School | Sachse | Collin | 19.22 |
| Shawnee Trail Elementary School | Frisco | Collin | 19.11 |
| Allen ISD Steam Center | Allen | Collin | 19.02 |
| Armstrong Middle School | Plano | Collin | 19.01 |
| Acker Special Programs Center | Frisco | Collin | 19.00 |
| Leonard Evans Middle School | McKinney | Collin | 18.95 |
| Schell Elementary School | Richardson | Collin | 18.91 |
| Walter & Lois Curtis Middle School | Allen | Collin | 18.85 |
| George J. Anderson Elementary School | Allen | Collin | 18.85 |
| R.V. Groves Elementary School | Wylie | Collin | 18.81 |
| Laura Ellison Child Development Center | Frisco | Collin | 18.80 |

| SCHOOLNAME | CITY | COUNTY | Traffic Safety Score |
|--------------------------------------|--------------|--------|----------------------|
| Cal & Walt Wester Middle School | Frisco | Collin | 18.75 |
| Alvis C. Story Elementary School | Allen | Collin | 18.73 |
| Tibbals Elementary School | Murphy | Collin | 18.71 |
| Bessie Gunstream Elementary School | Frisco | Collin | 18.63 |
| McKinney North High School | McKinney | Collin | 18.58 |
| Lawler Middle School | Frisco | Collin | 18.53 |
| Centennial High School | Frisco | Collin | 18.41 |
| Dooley Elementary School | Plano | Collin | 18.37 |
| Gene M. Reed Elementary School | Allen | Collin | 18.33 |
| Forman Elementary School | Plano | Collin | 18.29 |
| Melissa Middle School | Melissa | Collin | 18.04 |
| Student Opportunity Center | Frisco | Collin | 17.96 |
| Reynolds Middle School | Prosper | Collin | 17.96 |
| Plano East Senior High School | Plano | Collin | 17.92 |
| Finch Elementary School | McKinney | Collin | 17.70 |
| Raymond B. Cooper Junior High School | Wylie | Collin | 17.56 |
| Dr. Al Draper Intermediate | Wylie | Collin | 17.52 |
| Prosper High School | Prosper | Collin | 17.47 |
| T. F. Birmingham Elementary School | Wylie | Collin | 17.47 |
| Memorial High School | Frisco | Collin | 17.34 |
| Princeton High School | Princeton | Collin | 17.08 |
| Celina Junior High School | Celina | Collin | 16.61 |
| R. F. Hartman Elementary School | Wylie | Collin | 16.60 |
| Grady Burnett Junior High School | Wylie | Collin | 16.57 |
| AB Harrison Intermediate | Wylie | Collin | 16.54 |
| Celina Middle School | Celina | Collin | 16.35 |
| Celina Intermediate | Celina | Collin | 16.31 |
| Tatum Elementary School | Farmersville | Collin | 16.09 |
| Celina Elementary School | Celina | Collin | 15.77 |
| Mendenhall Elementary School | Plano | Collin | 14.23 |
| Caldwell Elementary School | McKinney | Collin | 8.53 |
| Webb Elementary School | McKinney | Collin | 8.49 |
| Cheri Cox Elementary School | Sachse | Collin | 7.76 |
| Godwin Elementary School | Princeton | Collin | 7.06 |
| Huddleston Intermediate | Princeton | Collin | 6.93 |
| Clark Junior High School | Princeton | Collin | 6.74 |
| Lacy Elementary School | Princeton | Collin | 6.44 |



Dallas County Transportation Analysis Final Scores

★ Top 2 Scores

Final Scores

● 37.07 - 59.01

● 26.47 - 37.06

● 20.61 - 26.46

● 14.45 - 20.60

○ 5.72 - 14.44

— Interstate Highway

— US Highway

— State Highway

— Tollway

| SCHOOLNAME | CITY | COUNTY | Traffic Safety Score |
|---|---------------|--------|----------------------|
| Pegasus Charter High School | Dallas | Dallas | 59.01 |
| Uplift Luna Preparatory High School/ Middle School | Dallas | Dallas | 57.13 |
| Life School Mountain Creek | Dallas | Dallas | 56.41 |
| La Academia De Estrellas | Dallas | Dallas | 55.61 |
| Quest Campus (K - 8) | Dallas | Dallas | 54.66 |
| Texans CAN Academy - Grant East | Dallas | Dallas | 53.48 |
| CityLab High School | Dallas | Dallas | 53.06 |
| Harmony School of Excellence - Dallas | Dallas | Dallas | 52.42 |
| Academy of Dallas | Dallas | Dallas | 51.71 |
| Golden Rule Grand Prairie | Grand Prairie | Dallas | 51.47 |
| Hector P. Garcia Elementary School | Grand Prairie | Dallas | 51.12 |
| Irma Rangel Young Women's Leadership School | Dallas | Dallas | 48.91 |
| Trinity Basin Preparatory | Grand Prairie | Dallas | 46.53 |
| School for the Talented & Gifted in Pleasant Grove | Dallas | Dallas | 46.29 |
| Inspired Vision Academy Secondary | Dallas | Dallas | 46.10 |
| Nova Academy Prichard | Dallas | Dallas | 45.21 |
| Kipp Pleasant Grove Primary/ Middle School | Dallas | Dallas | 44.96 |
| Barack Obama Male Leadership Academy at A. Maceo Smith | Dallas | Dallas | 44.95 |
| Uplift Peak Preparatory Primary/ Middle/ High School | Dallas | Dallas | 44.43 |
| Clay Classical Academy | Dallas | Dallas | 43.90 |
| J. W. Ray Learning Center | Dallas | Dallas | 43.79 |
| Sudie L. Williams Talented and Gifted Academy | Dallas | Dallas | 43.75 |
| Nova Academy | Cedar Hill | Dallas | 43.50 |
| Advantage Academy | Grand Prairie | Dallas | 43.50 |
| Ignite Middle School | Dallas | Dallas | 43.12 |
| St. Anthony Academy | Dallas | Dallas | 42.74 |
| Founders Classical Academy of Mesquite | Mesquite | Dallas | 42.72 |
| Sau Campus | Dallas | Dallas | 42.54 |
| Life School Oak Cliff | Dallas | Dallas | 42.50 |
| Premier High School of South Irving | Irving | Dallas | 42.47 |
| Gateway Charter Academy - Middle/ High School | Dallas | Dallas | 42.45 |
| Uplift Infinity Primary/ Middle/ High School | Irving | Dallas | 42.45 |
| Inspired Vision Academy Elementary School | Dallas | Dallas | 42.19 |
| Legacy Prep Charter Academy Mesquite West Campus | Mesquite | Dallas | 42.18 |
| Pre-K Partnership Center | Dallas | Dallas | 42.10 |
| William B. Travis Academy/Vanguard for Academically Talented and Gifted | Dallas | Dallas | 41.52 |
| Uplift White Rock Hills Preparatory | Dallas | Dallas | 40.62 |

| SCHOOLNAME | CITY | COUNTY | Traffic Safety Score |
|--|---------------|--------|----------------------------|
| Life School Red Oak | Red Oak | Dallas | 40.61 |
| Cedar Hill Collegiate Middle/ High School | Cedar Hill | Dallas | 40.31 |
| Hamilton Park Pacesetter Magnet | Dallas | Dallas | 40.23 |
| Newman Internation at Cedar Hill | Cedar Hill | Dallas | 40.02 |
| UME Preparatory Academy | Dallas | Dallas | 39.80 |
| Vista Academy of Garland | Dallas | Dallas | 39.76 |
| Sunnyvale Elementary School | Sunnyvale | Dallas | 39.65 |
| Montessori Academy at Onesimo Hernandez Elementary School | Dallas | Dallas | 39.51 |
| Ninth Grade Center | Cedar Hill | Dallas | 39.46 |
| Gentry Elementary School | Mesquite | Dallas | 39.34 |
| Kipp Truth Elementary School/ Academy | Dallas | Dallas | 39.33 |
| Golden Rule Southwest | Dallas | Dallas | 39.22 |
| Texans CAN Academy - Oak Cliff | Dallas | Dallas | 38.59 |
| Uplift Pinnacle Preparatory Primary | Dallas | Dallas | 38.58 |
| Solar Prep For Boys at JFK | Dallas | Dallas | 38.48 |
| Evolution Academy Charter | Richardson | Dallas | 38.02 |
| Texans CAN Academy - Houston Hobby | Dallas | Dallas | 37.93 |
| Dr. Wright L. Lassiter Jr. Early College High School | Dallas | Dallas | 37.67 |
| Crockett Early Education | Grand Prairie | Dallas | 37.33 |
| East Grand Preparatory Academy | Dallas | Dallas | 37.06 |
| Harmony Science Academy - Dallas | Dallas | Dallas | 37.01 |
| Oak Cliff Faith Family Academy | Dallas | Dallas | 36.98 |
| Texans CAN Academy - Dallas North | Dallas | Dallas | 36.41 |
| Uplift Williams Preparatory Primary/ Middle/ High School | Dallas | Dallas | 36.40 |
| Lumin Lindsley Park Community School | Dallas | Dallas | 36.39 |
| Uplift Luna Primary School | Dallas | Dallas | 36.16 |
| Kipp Destiny Elementary School/ Middle School | Dallas | Dallas | 35.75 |
| Harmony Science Academy/ School of Innovation | Garland | Dallas | 35.56 |
| Genesis Campus (PreK - 5) | Dallas | Dallas | 35.49 |
| Cesar Chavez Learning Center | Dallas | Dallas | 35.27 |
| KIPP Oak Cliff Academy | Dallas | Dallas | 35.17 |
| IL Texas Lancaster Elementary School/ Middle School | Lancaster | Dallas | 35.06 |
| Smith Elementary School | Mesquite | Dallas | 35.02 |
| Solar Preparatory School For Girls at Bonham | Dallas | Dallas | 35.02 |
| Wilmer-Hutchins Elementary School | Dallas | Dallas | 34.97 |
| Rosa Parks-Millbrook Elementary School | Lancaster | Dallas | 34.68 |
| Alex W. Spence Talented/Gifted Academy | Dallas | Dallas | 34.62 |
| Back Elementary School | Rowlett | Dallas | 34.33 |

| SCHOOLNAME | CITY | COUNTY | Traffic Safety Score |
|---|----------------|--------|----------------------|
| Tom C Gooch Elementary School | Dallas | Dallas | 34.19 |
| Medlock Youth Village | Dallas | Dallas | 34.18 |
| Ronald E McNair Elementary School | Dallas | Dallas | 33.92 |
| North Dallas High School | Dallas | Dallas | 33.83 |
| McCoy Elementary School | Carrollton | Dallas | 33.77 |
| Uplift Heights Preparatory Middle/ High School | Dallas | Dallas | 33.73 |
| Uplift Heights Preparatory Primary | Dallas | Dallas | 33.71 |
| Martin Luther King Jr. Learning Center | Dallas | Dallas | 33.70 |
| Birdie Alexander Elementary School | Dallas | Dallas | 33.60 |
| Johnston Elementary School | Irving | Dallas | 33.47 |
| Golden Rule Charter | Grand Prairie | Dallas | 33.30 |
| Winfree Academy Charter - Dallas | Dallas | Dallas | 33.26 |
| William L. Cabell Elementary School | Dallas | Dallas | 33.02 |
| Uplift Hampton Primary/ Middle/ High School | Dallas | Dallas | 32.91 |
| Paul L. Dunbar Learning Center | Dallas | Dallas | 32.77 |
| Moss Haven Elementary School | Dallas | Dallas | 32.68 |
| Carrollton Classical Academy | Carrollton | Dallas | 32.66 |
| Uplift Grand Primary/ Secondary/ High School | Grand Prairie | Dallas | 32.58 |
| Daniel Webster Elementary School | Dallas | Dallas | 32.49 |
| Golden Rule | DeSoto | Dallas | 32.43 |
| Texans CAN Academy - Pleasant Grove | Dallas | Dallas | 32.20 |
| Barton Elementary School | Irving | Dallas | 32.11 |
| Pioneer Technology - Mesquite | Mesquite | Dallas | 32.08 |
| Winfree Academy | Richardson | Dallas | 32.05 |
| Uplift Wisdom Preparatory | Dallas | Dallas | 32.05 |
| Country Place Elementary School | Carrollton | Dallas | 31.81 |
| Harmony Science Academy- Grand Prairie | Grand Prairie | Dallas | 31.75 |
| George B. Dealey Montessori Academy | Dallas | Dallas | 31.71 |
| Ignacio Zaragoza Elementary School | Dallas | Dallas | 31.66 |
| Huie Special Education Center | Carrollton | Dallas | 31.59 |
| IL Texas - Garland High School | Garland | Dallas | 31.44 |
| IL Texas- Garland Elementary School and Middle School | Garland | Dallas | 31.42 |
| Davis Elementary School | Garland | Dallas | 31.39 |
| Springridge Elementary School | Richardson | Dallas | 31.26 |
| Kathlyn Joy Gilliam Collegiate Academy | Dallas | Dallas | 31.25 |
| A+ Secondary School | Dallas | Dallas | 31.23 |
| McLaughlin Strickland Elementary School | Farmers Branch | Dallas | 31.15 |
| Billy Earl Dade Middle School | Dallas | Dallas | 31.14 |
| Jackson Technology Center for Math & Science | Garland | Dallas | 31.11 |

| SCHOOLNAME | CITY | COUNTY | Traffic Safety Score |
|---|----------------|--------|----------------------|
| Mark Twain Elementary School | Richardson | Dallas | 31.08 |
| Texans CAN Academy - Garland | Garland | Dallas | 31.02 |
| Edna Rowe Elementary School | Dallas | Dallas | 30.97 |
| Uplift Education - North Hills Prep High School/ Middle School/ Primary | Irving | Dallas | 30.91 |
| Nimitz High School | Irving | Dallas | 30.84 |
| Dartmouth Elementary School | Richardson | Dallas | 30.76 |
| Northrich Elementary School | Richardson | Dallas | 30.73 |
| Great Hearts | Irving | Dallas | 30.70 |
| UME Preparatory Academy - Duncanville | Duncanville | Dallas | 30.60 |
| Education Center International Academy 1 | Sunnyvale | Dallas | 30.58 |
| Prairie Creek Elementary School | Richardson | Dallas | 30.55 |
| Stark Elementary School | Farmers Branch | Dallas | 30.55 |
| Winfree Academy - Irving | Irving | Dallas | 30.53 |
| Sidney Lanier Expressive Arts Vanguard | Dallas | Dallas | 30.49 |
| Apollo Junior High School | Richardson | Dallas | 30.48 |
| Innovation, Design, Entrepreneurship Academy at James W Fannin | Dallas | Dallas | 30.45 |
| Wilmer-Hutchins High School | Dallas | Dallas | 30.36 |
| Porter Elementary School | Mesquite | Dallas | 30.25 |
| Village Tech Schools | Duncanville | Dallas | 30.16 |
| Hickman Elementary School | Garland | Dallas | 30.13 |
| Nova Academy - Cedar Hill | Cedar Hill | Dallas | 30.10 |
| Norma Dorsey Elementary School | Rowlett | Dallas | 30.01 |
| Jack E. Singley Academy | Irving | Dallas | 29.74 |
| Ranchview High School | Irving | Dallas | 29.71 |
| Education Center International Academy 2 | Rowlett | Dallas | 29.68 |
| Uplift Gradus Preparatory | DeSoto | Dallas | 29.54 |
| Sam Houston Elementary School | Dallas | Dallas | 29.47 |
| Houston Elementary School | Lancaster | Dallas | 29.46 |
| Manara Leadership Academy | Irving | Dallas | 29.42 |
| A+ Academy Elementary School | Dallas | Dallas | 29.36 |
| Charles Rice Learning Center | Dallas | Dallas | 29.29 |
| La Villita Elementary School | Irving | Dallas | 29.26 |
| Las Colinas Elementary School | Irving | Dallas | 29.19 |
| Eduardo Mata Elementary School | Dallas | Dallas | 29.08 |
| Lakeview Centennial High School | Garland | Dallas | 29.03 |
| Manara Academy | Irving | Dallas | 29.00 |
| W. H. Gaston Middle School | Dallas | Dallas | 28.97 |
| Rolling Hills Elementary School | Lancaster | Dallas | 28.96 |

| SCHOOLNAME | CITY | COUNTY | Traffic Safety Score |
|---|---------------|--------|----------------------|
| Little Eagles Early Learning Center | Richardson | Dallas | 28.92 |
| CJ & Anne Hyman Elementary School | Dallas | Dallas | 28.81 |
| Berry Middle School | Mesquite | Dallas | 28.78 |
| Irma Lerma Rangel Young Women's Leadership School | Dallas | Dallas | 28.75 |
| Life School Lancaster | Lancaster | Dallas | 28.71 |
| Grace R Brandenburg Intermediate | Duncanville | Dallas | 28.70 |
| Don Achziger Elementary School | Mesquite | Dallas | 28.58 |
| Landry Elementary School | Irving | Dallas | 28.58 |
| John W and Margie Stipes Elementary School | Irving | Dallas | 28.56 |
| Lake Ridge Elementary School | Cedar Hill | Dallas | 28.46 |
| Harrell Budd Elementary School | Dallas | Dallas | 28.46 |
| Luna Elementary School | Garland | Dallas | 28.29 |
| Curtistene S. McCowan Middle School | Glenn Heights | Dallas | 28.28 |
| Liberty Grove Elementary School | Rowlett | Dallas | 28.23 |
| Golden Rule - DeSoto | DeSoto | Dallas | 28.22 |
| James Madison High School | Dallas | Dallas | 28.21 |
| Dobie Elementary School | Dallas | Dallas | 28.12 |
| Ebby Halliday Elementary School | Dallas | Dallas | 28.02 |
| Universal Academy - Coppell | Coppell | Dallas | 28.02 |
| Mike Moseley Elementary School | Grand Prairie | Dallas | 28.00 |
| Kleberg Elementary School | Dallas | Dallas | 27.98 |
| Stults Road Elementary School | Dallas | Dallas | 27.97 |
| DeSoto East Middle School | DeSoto | Dallas | 27.95 |
| Richland Collegiate High School of Math Science Engineering | Dallas | Dallas | 27.85 |
| Seagoville High School | Dallas | Dallas | 27.76 |
| Lorenzo De Zavala Elementary School | Dallas | Dallas | 27.70 |
| Joseph J Rhoads Learning Center | Dallas | Dallas | 27.68 |
| Katherine Stephens Elementary School | Rowlett | Dallas | 27.61 |
| F. P. Caillet Elementary School | Dallas | Dallas | 27.46 |
| Cockrell Hill Elementary School | DeSoto | Dallas | 27.41 |
| Collegiate Prep Elementary School | Cedar Hill | Dallas | 27.39 |
| Nita Pearson Elementary School | Rowlett | Dallas | 27.32 |
| DeSoto High School Freshman Campus | DeSoto | Dallas | 27.27 |
| Lancaster High School | Lancaster | Dallas | 27.17 |
| Ben Milam Elementary School | Dallas | Dallas | 27.12 |
| Maple Lawn Elementary School | Dallas | Dallas | 27.03 |
| John Horn High School | Mesquite | Dallas | 27.02 |
| Kelly Pre-Kindergarten Center | Carrollton | Dallas | 26.97 |

| SCHOOLNAME | CITY | COUNTY | Traffic Safety Score |
|--|------------|--------|----------------------------|
| Margaret B. Henderson Elementary School | Dallas | Dallas | 26.96 |
| C. A. Tatum Jr Elementary School | Dallas | Dallas | 26.85 |
| Callier Center Pre-School Deaf (0-5) | Dallas | Dallas | 26.81 |
| South Oak Cliff High School | Dallas | Dallas | 26.78 |
| Forest Lane Academy | Dallas | Dallas | 26.70 |
| Boude Storey Middle School | Dallas | Dallas | 26.70 |
| Golden Rule Schools Inc. - Wilmer | Wilmer | Dallas | 26.65 |
| Carolyn G. Bukhair Elementary School | Dallas | Dallas | 26.65 |
| T.W. Browne Middle School | Dallas | Dallas | 26.53 |
| Richardson ISD Academy | Dallas | Dallas | 26.45 |
| Lake Highlands Freshman Center | Dallas | Dallas | 26.35 |
| Bright Horizons at Medical City Dallas | Dallas | Dallas | 26.17 |
| Anne Frank Elementary School | Dallas | Dallas | 26.14 |
| John F. Kennedy Learning Center | Dallas | Dallas | 26.02 |
| Lake Highlands High School | Dallas | Dallas | 25.94 |
| Adelfa Botello Callejo Elementary School | Dallas | Dallas | 25.94 |
| Woodrow Wilson High School | Dallas | Dallas | 25.94 |
| Richland Elementary School | Richardson | Dallas | 25.91 |
| Aikin Elementary School | Dallas | Dallas | 25.91 |
| Mohawk Elementary School | Richardson | Dallas | 25.91 |
| Audelia Creek Elementary School | Dallas | Dallas | 25.91 |
| Spring Valley Elementary School | Dallas | Dallas | 25.72 |
| Roger Q Mills Elementary School | Dallas | Dallas | 25.71 |
| Bayles Elementary School | Dallas | Dallas | 25.66 |
| B.H. Macon Elementary School | Dallas | Dallas | 25.61 |
| Arcadia Park Elementary School | Dallas | Dallas | 25.55 |
| Nathan Adams Elementary School | Dallas | Dallas | 25.53 |
| S.S. Conner Elementary School | Dallas | Dallas | 25.47 |
| Lee A. McShan Jr Elementary School | Dallas | Dallas | 25.47 |
| C.F. Carr Elementary School | Dallas | Dallas | 25.46 |
| Forestridge Elementary School | Dallas | Dallas | 25.45 |
| Rosewood Academy | Dallas | Dallas | 25.45 |
| Parkhill Junior High School | Dallas | Dallas | 25.44 |
| Mark Twain Leadership Vanguard | Dallas | Dallas | 25.33 |
| Jimmie Tyler Brashear Elementary School | Dallas | Dallas | 25.21 |
| Nancy Moseley Elementary School | Dallas | Dallas | 25.20 |
| Austin Academy for Excellence | Garland | Dallas | 25.18 |
| W.W. Samuell High School | Dallas | Dallas | 25.18 |
| Skyview Elementary School | Dallas | Dallas | 25.16 |

| SCHOOLNAME | CITY | COUNTY | Traffic Safety Score |
|---|----------------|--------|----------------------|
| Annie Webb Blanton Elementary School | Dallas | Dallas | 25.12 |
| Arlington Park Elementary School | Dallas | Dallas | 25.05 |
| Northwood Hills Elementary School | Dallas | Dallas | 25.02 |
| Barbara Jordan Elementary School | Dallas | Dallas | 24.98 |
| Garland Alternative Education Center | Garland | Dallas | 24.97 |
| Piedmont Global Academy | Dallas | Dallas | 24.97 |
| Learning Alternative Center for Empowering Youth | Dallas | Dallas | 24.94 |
| Liberty Junior High School | Dallas | Dallas | 24.91 |
| Clara Oliver Elementary School | Dallas | Dallas | 24.90 |
| Pioneer Technology & Arts Academy Mesquite Elementary School | Mesquite | Dallas | 24.90 |
| Esperanza Hope Medrano Elementary School | Dallas | Dallas | 24.87 |
| Charles A Gill Elementary School | Dallas | Dallas | 24.84 |
| Booker T. Washington High School for the Performing and Visual Arts | Dallas | Dallas | 24.80 |
| Vivian Field Middle School | Farmers Branch | Dallas | 24.79 |
| Nathaniel Hawthorne Elementary School | Dallas | Dallas | 24.75 |
| Ratteree Career Development Center | Irving | Dallas | 24.74 |
| Emmett J Conrad High School | Dallas | Dallas | 24.69 |
| Herbert Marcus Elementary School | Dallas | Dallas | 24.62 |
| Harold Wendell Lang Sr Middle School | Dallas | Dallas | 24.50 |
| Obadiah Knight Elementary School | Dallas | Dallas | 24.45 |
| Lyles Middle School | Garland | Dallas | 24.41 |
| Jill Stone Elementary School at Vickery Meadow | Dallas | Dallas | 24.38 |
| Life School Cedar Hill | Cedar Hill | Dallas | 24.36 |
| Thelma Elizabeth Page Richardson Elementary School | Dallas | Dallas | 24.30 |
| Casa View Elementary School | Dallas | Dallas | 24.30 |
| Farmers Branch Elementary School | Farmers Branch | Dallas | 24.20 |
| David W. Carter High School | Dallas | Dallas | 24.16 |
| Mockingbird Elementary School - Dallas | Dallas | Dallas | 24.15 |
| John Q. Adams Elementary School | Dallas | Dallas | 24.11 |
| San Jacinto Elementary School | Dallas | Dallas | 24.11 |
| Dover Elementary School | Richardson | Dallas | 24.10 |
| George W. Truett Elementary School | Dallas | Dallas | 23.99 |
| DRC Campus | Dallas | Dallas | 23.89 |
| Northlake Elementary School | Dallas | Dallas | 23.87 |
| Maria Moreno Elementary School | Dallas | Dallas | 23.86 |
| Franklin D. Roosevelt High School | Dallas | Dallas | 23.84 |
| Ewell D. Walker Middle School | Dallas | Dallas | 23.83 |

| SCHOOLNAME | CITY | COUNTY | Traffic Safety Score |
|---|----------------|--------|----------------------------|
| John W. Carpenter Elementary School | Dallas | Dallas | 23.83 |
| Richardson High School | Richardson | Dallas | 23.78 |
| Dallas County Juvenile Justice | Dallas | Dallas | 23.77 |
| W.T. White High School | Dallas | Dallas | 23.75 |
| White Rock Elementary School | Dallas | Dallas | 23.58 |
| Caldwell Elementary School | Garland | Dallas | 23.49 |
| Edward Titche Elementary School | Dallas | Dallas | 23.49 |
| Harry Stone Montessori Academy | Dallas | Dallas | 23.46 |
| Zan Wesley Holmes Jr Middle School | Dallas | Dallas | 23.46 |
| Bullock Elementary School | Garland | Dallas | 23.46 |
| Colin Powell Elementary School | Grand Prairie | Dallas | 23.43 |
| Early College High School | Farmers Branch | Dallas | 23.42 |
| Glen Couch Elementary School | Garland | Dallas | 23.40 |
| Edwin J. Kiest Elementary School | Dallas | Dallas | 23.39 |
| Ann Richards Middle School | Dallas | Dallas | 23.36 |
| Wilson Elementary School | Coppell | Dallas | 23.36 |
| Dan D. Rogers Elementary School | Dallas | Dallas | 23.34 |
| Arthur Kramer Elementary School | Dallas | Dallas | 23.28 |
| Lively Elementary School | Irving | Dallas | 23.27 |
| Hanes Elementary School | Irving | Dallas | 23.26 |
| Wallace Elementary School | Dallas | Dallas | 23.18 |
| Oliver Wendell Holmes Humanities/Communications | Dallas | Dallas | 23.17 |
| Gilbert Cuellar Sr. Elementary School | Dallas | Dallas | 23.17 |
| Pleasant Grove Elementary School | Dallas | Dallas | 23.17 |
| Martha Turner Reilly Elementary School | Dallas | Dallas | 23.16 |
| Raul Quintanilla Sr. Middle School | Dallas | Dallas | 23.15 |
| Bradfield Elementary School | Garland | Dallas | 23.07 |
| John Ireland Elementary School | Dallas | Dallas | 23.06 |
| O'Banion Middle School | Garland | Dallas | 23.06 |
| O. Henry Elementary School | Garland | Dallas | 23.04 |
| H I Holland Elementary School at Lisbon | Dallas | Dallas | 23.02 |
| The Warren Center - Garland | Garland | Dallas | 23.01 |
| Lawrence Elementary School | Mesquite | Dallas | 22.99 |
| Urban Park Elementary School | Dallas | Dallas | 22.98 |
| Merriman Park Elementary School | Dallas | Dallas | 22.97 |
| L.V. Stockard Middle School | Dallas | Dallas | 22.97 |
| William M. Anderson Elementary School | Dallas | Dallas | 22.96 |
| Hillcrest High School | Dallas | Dallas | 22.93 |
| DeSoto High School | DeSoto | Dallas | 22.88 |

| SCHOOLNAME | CITY | COUNTY | Traffic Safety Score |
|---|----------------|--------|----------------------------|
| Belt Line Elementary School | Lancaster | Dallas | 22.85 |
| Sam Houston Middle School | Garland | Dallas | 22.84 |
| John Neely Bryan Elementary School | Dallas | Dallas | 22.83 |
| Southgate Elementary School | Garland | Dallas | 22.81 |
| Bea Salazar Learning Center | Carrollton | Dallas | 22.81 |
| Good Elementary School | Carrollton | Dallas | 22.80 |
| McKenzie Elementary School | Mesquite | Dallas | 22.80 |
| Heather Glen Elementary School | Garland | Dallas | 22.79 |
| Roach Elementary School | Garland | Dallas | 22.76 |
| Montclair Elementary School | Garland | Dallas | 22.76 |
| Umphrey Lee Elementary School | Dallas | Dallas | 22.75 |
| Terry Middle School | Mesquite | Dallas | 22.75 |
| Cedar Crest Elementary School | Dallas | Dallas | 22.73 |
| Sarah Zumwalt Middle School | Dallas | Dallas | 22.72 |
| Benjamin Franklin Middle School | Dallas | Dallas | 22.65 |
| Bryan Adams High School | Dallas | Dallas | 22.64 |
| T.G. Terry Elementary School | Dallas | Dallas | 22.63 |
| James Bowie Elementary School - Grand Prairie | Grand Prairie | Dallas | 22.63 |
| Oran M. Roberts Elementary School | Dallas | Dallas | 22.63 |
| Lake Highlands Junior High School | Dallas | Dallas | 22.63 |
| Alex Sanger Elementary School | Dallas | Dallas | 22.62 |
| Plummer Elementary School | Cedar Hill | Dallas | 22.60 |
| Blanton Elementary School | Carrollton | Dallas | 22.59 |
| Everette Lee Degolyer Elementary School | Dallas | Dallas | 22.58 |
| Blair Elementary School | Farmers Branch | Dallas | 22.54 |
| Uplift Education - Uplift Triumph Preparatory | Dallas | Dallas | 22.53 |
| Berkner High School | Richardson | Dallas | 22.53 |
| Jerry R. Junkins Elementary School | Dallas | Dallas | 22.52 |
| Leila P. Cowart Elementary School | Dallas | Dallas | 22.51 |
| Adelle Turner Elementary School | Dallas | Dallas | 22.47 |
| L.L. Hotchkiss Elementary School | Dallas | Dallas | 22.46 |
| Young Women's Steam Academy at Balch Springs Middle School | Dallas | Dallas | 22.42 |
| K.B. Polk Center for Academically Talented & Gifted | Dallas | Dallas | 22.41 |
| Jess Harben Elementary School | Richardson | Dallas | 22.39 |
| Mary Grimes Education Center | Carrollton | Dallas | 22.38 |
| Lady Bird Johnson Middle School | Irving | Dallas | 22.38 |
| William Hawley Atwell Law Academy | Dallas | Dallas | 22.37 |
| Motley Elementary School | Mesquite | Dallas | 22.36 |
| Richardson West Arts and Technology Magnet | Richardson | Dallas | 22.33 |

| SCHOOLNAME | CITY | COUNTY | Traffic Safety Score |
|--|---------------|--------|----------------------|
| Lake Highlands Elementary School | Dallas | Dallas | 22.29 |
| W.A. Blair Elementary School | Dallas | Dallas | 22.28 |
| Young Men's Leadership Fred F Florence Middle School | Dallas | Dallas | 22.28 |
| William B. Miller Elementary School | Dallas | Dallas | 22.28 |
| School of Business and Management/ School of Health Professions/ Rosie Sorrells Education and Social Services High School/ Judge Barefoot Sanders Law Magnet/ School for the Talented and Gifted/ School Science and Engineering | Dallas | Dallas | 22.24 |
| Richardson Heights Elementary School | Richardson | Dallas | 22.20 |
| Park Crest Elementary School | Garland | Dallas | 22.19 |
| Thomas L. Marsalis Elementary School | Dallas | Dallas | 22.17 |
| John W. Runyon Elementary School | Dallas | Dallas | 22.16 |
| Shands Elementary School | Mesquite | Dallas | 22.16 |
| L.G. Pinkston High School | Dallas | Dallas | 22.15 |
| Crockett Middle School | Irving | Dallas | 22.14 |
| Math/Science/Tech Magnet | Richardson | Dallas | 22.11 |
| Prestonwood Elementary School | Dallas | Dallas | 22.09 |
| Preston Hollow Elementary School | Dallas | Dallas | 22.07 |
| George Herbert Walker Bush Elementary School | Addison | Dallas | 22.00 |
| Juan N. Seguin Elementary School | Grand Prairie | Dallas | 21.99 |
| Beaver Technology Center for Math & Science | Garland | Dallas | 21.92 |
| J. Herman Reed Middle School | Duncanville | Dallas | 21.89 |
| Polk Middle School | Carrollton | Dallas | 21.88 |
| Lamar Middle School | Irving | Dallas | 21.85 |
| Highland Meadows Elementary School | Dallas | Dallas | 21.84 |
| Justin F. Kimball High School | Dallas | Dallas | 21.82 |
| Thomas A. Edison Middle School | Dallas | Dallas | 21.82 |
| Elisha M. Pease Elementary School | Dallas | Dallas | 21.77 |
| DeWitt Perry Middle School | Carrollton | Dallas | 21.77 |
| Arapaho Classical Magnet | Richardson | Dallas | 21.75 |
| Thomas Haley Elementary School | Irving | Dallas | 21.75 |
| Vanston Middle School | Mesquite | Dallas | 21.69 |
| Merrifield Elementary School | Duncanville | Dallas | 21.69 |
| Central Elementary School | Duncanville | Dallas | 21.68 |
| J.N. Ervin Elementary School | Dallas | Dallas | 21.68 |
| D.A. Hulcy Steam Middle School | Dallas | Dallas | 21.67 |
| Kimball Elementary School | Mesquite | Dallas | 21.66 |
| Lenore Kirk Hall Elementary School | Dallas | Dallas | 21.63 |
| Whitney M. Young Jr. Elementary School | Dallas | Dallas | 21.63 |

| SCHOOLNAME | CITY | COUNTY | Traffic Safety Score |
|---|---------------|--------|----------------------------|
| Carrollton Elementary School | Carrollton | Dallas | 21.62 |
| Range Elementary School | Mesquite | Dallas | 21.61 |
| Robert T. Hill Middle School | Dallas | Dallas | 21.60 |
| Mary E .Smithey PACE High School | Duncanville | Dallas | 21.59 |
| Glenn C. Hardin Intermediate | Duncanville | Dallas | 21.58 |
| Martin Weiss Elementary School | Dallas | Dallas | 21.57 |
| Price Elementary School | Garland | Dallas | 21.50 |
| Reinhardt Elementary School | Dallas | Dallas | 21.49 |
| Pearce High School | Richardson | Dallas | 21.47 |
| Keyes Elementary School | Irving | Dallas | 21.45 |
| Grand Prairie High School | Grand Prairie | Dallas | 21.41 |
| Victor H. Hexter Elementary School | Dallas | Dallas | 21.41 |
| Bridgeway Preparatory Academy | Carrollton | Dallas | 21.39 |
| Davis Elementary School- Irving | Irving | Dallas | 21.36 |
| Newman Smith High School | Carrollton | Dallas | 21.36 |
| Community Learning Center | Carrollton | Dallas | 21.35 |
| Julius Dorsey Elementary School | Dallas | Dallas | 21.34 |
| Sudie L. Williams Elementary School | Dallas | Dallas | 21.32 |
| Bussey Middle School | Garland | Dallas | 21.26 |
| Walnut Glen Academy for Excellence | Garland | Dallas | 21.25 |
| Brentfield Elementary School | Dallas | Dallas | 21.24 |
| Travis Middle School | Irving | Dallas | 21.22 |
| N Garland High School | Garland | Dallas | 21.19 |
| Harry C. Withers Elementary School | Dallas | Dallas | 21.17 |
| Sallye Moore College and Career Preparatory | Grand Prairie | Dallas | 21.17 |
| Dallas Environmental Science Academy | Dallas | Dallas | 21.16 |
| Bowie Elementary School | Dallas | Dallas | 21.11 |
| Amelia Earhart Learning Center | Dallas | Dallas | 21.11 |
| Florence Elementary School | Mesquite | Dallas | 21.10 |
| Stephen C. Foster Elementary School | Dallas | Dallas | 21.10 |
| Lee Elementary School | Irving | Dallas | 21.10 |
| Golden Meadows Elementary School | Garland | Dallas | 21.07 |
| E.B. Comstock Middle School | Dallas | Dallas | 21.02 |
| Spring Creek Elementary School | Dallas | Dallas | 21.02 |
| Thomas C. Marsh Middle School | Dallas | Dallas | 21.00 |
| John Adams Middle School | Grand Prairie | Dallas | 21.00 |
| Universal Academy | Irving | Dallas | 20.97 |
| H. Grady Spruce High School | Dallas | Dallas | 20.96 |
| Crosswinds High School | Grand Prairie | Dallas | 20.95 |

| SCHOOLNAME | CITY | COUNTY | Traffic Safety Score |
|--|----------------|--------|----------------------|
| Williams Elementary School | Garland | Dallas | 20.94 |
| Turner High School | Carrollton | Dallas | 20.92 |
| Gilbert F. M. Elementary School | Irving | Dallas | 20.88 |
| Kimbrough Middle School | Mesquite | Dallas | 20.86 |
| Central Elementary School - Carrollton | Carrollton | Dallas | 20.86 |
| N.W. Harlee Early Childhood Center | Dallas | Dallas | 20.85 |
| Dallas Can Academy at Carrollton-Farmers Branch | Farmers Branch | Dallas | 20.80 |
| Brandenburg Elementary School | Irving | Dallas | 20.80 |
| Canyon Creek Elementary School | Richardson | Dallas | 20.76 |
| Richardson Terrace Elementary School | Richardson | Dallas | 20.76 |
| Bailey's Academy | Carrollton | Dallas | 20.74 |
| Parsons Pre-K Center | Garland | Dallas | 20.73 |
| Ethridge Elementary School | Garland | Dallas | 20.73 |
| Jackie Mae Townsell Elementary School | Irving | Dallas | 20.72 |
| Frederick Douglass Elementary School | Dallas | Dallas | 20.71 |
| Henry B. Gonzalez Elementary School | Dallas | Dallas | 20.65 |
| Cooper Elementary School | Garland | Dallas | 20.65 |
| Thomas Tolbert Elementary School | Dallas | Dallas | 20.63 |
| James Bowie Elementary School | Dallas | Dallas | 20.63 |
| Strickland Intermediate | Farmers Branch | Dallas | 20.58 |
| Classical Center at Vial Elementary School | Garland | Dallas | 20.55 |
| A.C. New Middle School | Balch Springs | Dallas | 20.54 |
| Greenwood Hills Elementary School | Richardson | Dallas | 20.52 |
| Henry W. Longfellow Career Exploration Academy | Dallas | Dallas | 20.52 |
| Rugel Elementary School | Mesquite | Dallas | 20.44 |
| J.P. Starks Math Science and Technology Vanguard | Dallas | Dallas | 20.42 |
| Clifton Early Childhood | Irving | Dallas | 20.39 |
| Lyndon B. Johnson Disciplinary Alternative Education Program | Grand Prairie | Dallas | 20.30 |
| Thurgood Marshall Leadership Academy | Grand Prairie | Dallas | 20.29 |
| Shorehaven Elementary School | Garland | Dallas | 20.27 |
| McDonald Middle School | Mesquite | Dallas | 20.26 |
| Young Men's Leadership Academy at Kennedy Middle | Grand Prairie | Dallas | 20.25 |
| Westwood Math Science and Leadership Magnet | Dallas | Dallas | 20.25 |
| Leslie A. Stemmons Elementary School | Dallas | Dallas | 20.22 |
| Richardson North Junior High School | Richardson | Dallas | 20.21 |
| Watson Technology Center for Math & Science | Garland | Dallas | 20.20 |
| Mesquite Academy | Mesquite | Dallas | 20.19 |
| Cisneros Prekindergarten Center | Garland | Dallas | 20.17 |
| Grand Prairie Fine Arts Academy | Grand Prairie | Dallas | 20.16 |

| SCHOOLNAME | CITY | COUNTY | Traffic Safety Score |
|--|---------------|--------|----------------------|
| Northlake Elementary School - Garland | Garland | Dallas | 20.11 |
| Farine Elementary School | Irving | Dallas | 20.09 |
| Richard J. Lee Elementary School | Irving | Dallas | 20.08 |
| Richard Lagow Elementary School | Dallas | Dallas | 20.07 |
| Stephen F. Austin Elementary School | Grand Prairie | Dallas | 20.04 |
| Centerville Elementary School | Garland | Dallas | 20.03 |
| Galloway Elementary School | Mesquite | Dallas | 20.01 |
| Moises E. Molina High School | Dallas | Dallas | 20.00 |
| Yale Elementary School | Richardson | Dallas | 19.94 |
| MacArthur High School | Irving | Dallas | 19.93 |
| Sam Houston Middle School - Irving | Irving | Dallas | 19.93 |
| Memorial Pathway Academy High School | Garland | Dallas | 19.92 |
| Cannaday Elementary School | Mesquite | Dallas | 19.90 |
| Toler Elementary School | Garland | Dallas | 19.86 |
| Kimberlin Academy for Excellence | Garland | Dallas | 19.84 |
| Ervin C. Whitt Fine Arts Academy | Grand Prairie | Dallas | 19.81 |
| Hillside Academy for Excellence | Garland | Dallas | 19.80 |
| Summit Learning Center | Duncanville | Dallas | 19.80 |
| Beasley Elementary School | Mesquite | Dallas | 19.78 |
| Kennedy-Curry Middle School | Dallas | Dallas | 19.77 |
| Gray Elementary School | Balch Springs | Dallas | 19.75 |
| James S. Hogg Elementary School | Dallas | Dallas | 19.74 |
| Hector P. Garcia Middle School | Dallas | Dallas | 19.74 |
| Young Women's Leadership Academy at Arnold | Grand Prairie | Dallas | 19.72 |
| John Dubiski Career High School | Grand Prairie | Dallas | 19.71 |
| Dwight D. Eisenhower Elementary School | Grand Prairie | Dallas | 19.71 |
| Townley Elementary School | Irving | Dallas | 19.69 |
| Acton Elementary School | Dallas | Dallas | 19.68 |
| Duncanville High School | Duncanville | Dallas | 19.66 |
| Brown Elementary School | Irving | Dallas | 19.65 |
| Kinkeade Early Childhood | Irving | Dallas | 19.63 |
| The Meadows Elementary School | DeSoto | Dallas | 19.62 |
| Lanny Frasier Middle School | Mesquite | Dallas | 19.60 |
| IL Texas Lancaster Desoto High School | Richardson | Dallas | 19.60 |
| Shaw Elementary School | Mesquite | Dallas | 19.59 |
| Grand Prairie Collegiate Institute | Grand Prairie | Dallas | 19.58 |
| Ellen Ochoa Stem Academy at Ben Miliam Elementary School | Grand Prairie | Dallas | 19.58 |
| Seabourn Elementary School | Mesquite | Dallas | 19.55 |
| Waterford Oaks Elementary School | Cedar Hill | Dallas | 19.55 |

| SCHOOLNAME | CITY | COUNTY | Traffic Safety Score |
|--|---------------|--------|----------------------|
| Florence Hill Elementary School | Grand Prairie | Dallas | 19.53 |
| James R. Bilhartz Jr. Elementary School | Dallas | Dallas | 19.52 |
| Sellers Middle School | Garland | Dallas | 19.52 |
| Hanby Elementary School | Mesquite | Dallas | 19.50 |
| Bessie Coleman Middle School | Cedar Hill | Dallas | 19.47 |
| Nancy J. Cochran Elementary School | Dallas | Dallas | 19.44 |
| Lakeside Elementary School | Coppell | Dallas | 19.42 |
| West Mesquite High School | Mesquite | Dallas | 19.41 |
| Agnew Middle School | Mesquite | Dallas | 19.40 |
| Bray Elementary School | Cedar Hill | Dallas | 19.39 |
| Webb Middle School | Garland | Dallas | 19.38 |
| Abbett Elementary School | Garland | Dallas | 19.37 |
| G.W. Kennemer Middle School | Dallas | Dallas | 19.36 |
| Denton Creek Elementary School | Coppell | Dallas | 19.36 |
| Northside Elementary School | DeSoto | Dallas | 19.34 |
| Weaver Elementary School | Garland | Dallas | 19.34 |
| Highlands Elementary School | Cedar Hill | Dallas | 19.32 |
| Britain Elementary School | Irving | Dallas | 19.28 |
| Garner Fine Arts Academy | Grand Prairie | Dallas | 19.28 |
| Ronald W Reagan Middle School | Grand Prairie | Dallas | 19.25 |
| Cedar Hill High School | Cedar Hill | Dallas | 19.24 |
| Bonham Early Education | Grand Prairie | Dallas | 19.17 |
| James Fannin Middle School | Grand Prairie | Dallas | 19.16 |
| Edward H. Cary Middle School | Dallas | Dallas | 19.10 |
| William Lee Hastings Elementary School | Duncanville | Dallas | 19.09 |
| Barbara Bush Elementary School | Grand Prairie | Dallas | 19.08 |
| Rayburn Elementary School Steam Academy | Grand Prairie | Dallas | 19.08 |
| Steadham Elementary School | Rowlett | Dallas | 19.07 |
| Woodridge Elementary School | DeSoto | Dallas | 19.06 |
| Moss Elementary School | Mesquite | Dallas | 19.05 |
| John W. Armstrong Elementary School | Sachse | Dallas | 19.05 |
| Felix G. Botello Elementary School | Dallas | Dallas | 19.03 |
| S. Gus Alexander Jr. Elementary School | Duncanville | Dallas | 19.02 |
| Hobbs Williams Elementary School | Grand Prairie | Dallas | 19.02 |
| Wilkinson Middle School | Mesquite | Dallas | 19.00 |
| Cottonwood Creek Elementary School | Coppell | Dallas | 18.99 |
| Rufus C. Burleson Elementary School | Dallas | Dallas | 18.97 |
| Vernal Lister Elementary School | Garland | Dallas | 18.94 |
| Spring Creek Elementary School - Garland | Garland | Dallas | 18.92 |

| SCHOOLNAME | CITY | COUNTY | Traffic Safety Score |
|--|---------------|--------|----------------------------|
| Mary McLeod Bethune Elementary School | Dallas | Dallas | 18.89 |
| Rowlett Elementary School | Rowlett | Dallas | 18.88 |
| High Pointe Elementary School | Cedar Hill | Dallas | 18.83 |
| Tisinger Elementary School | Mesquite | Dallas | 18.83 |
| Vernon Schrader Middle School | Rowlett | Dallas | 18.78 |
| Poteet High School | Mesquite | Dallas | 18.75 |
| Elliott Elementary School | Irving | Dallas | 18.75 |
| DeSoto West Middle School | DeSoto | Dallas | 18.73 |
| Big Springs Elementary School | Garland | Dallas | 18.73 |
| Classical Center at Brandenburg Middle School | Garland | Dallas | 18.73 |
| Eladio R Martinez Learning Center | Dallas | Dallas | 18.73 |
| John F. Peeler Elementary School | Dallas | Dallas | 18.72 |
| Seagoville Middle School | Dallas | Dallas | 18.70 |
| Naaman Forest High School | Garland | Dallas | 18.69 |
| Hodges Elementary School | Balch Springs | Dallas | 18.68 |
| William Lipscomb Elementary School | Dallas | Dallas | 18.67 |
| W.S. Permenter Middle School | Cedar Hill | Dallas | 18.65 |
| Onesimo Hernandez Elementary School | Dallas | Dallas | 18.65 |
| Clint Q. Smith Elementary School | Duncanville | Dallas | 18.58 |
| John J. Pershing Elementary School | Dallas | Dallas | 18.57 |
| Freeman Elementary School - Irving | Irving | Dallas | 18.53 |
| John H. Reagan Elementary School | Dallas | Dallas | 18.50 |
| W.H. Adamson High School | Dallas | Dallas | 18.50 |
| Walnut Hill Elementary School | Dallas | Dallas | 18.47 |
| Coppell Middle School North | Coppell | Dallas | 18.47 |
| Victory Place at Coppell | Coppell | Dallas | 18.46 |
| H. Bob Daniel Sr. Intermediate | Duncanville | Dallas | 18.45 |
| Harry S. Truman Middle School | Grand Prairie | Dallas | 18.41 |
| Handley Elementary School | Garland | Dallas | 18.40 |
| Pinkerton Elementary School | Coppell | Dallas | 18.40 |
| Austin Elementary School - Mesquite | Mesquite | Dallas | 18.40 |
| William H. Byrd Middle School | Duncanville | Dallas | 18.36 |
| Millrose Center | Garland | Dallas | 18.27 |
| Amber Terrace Discovery and Design Early Childhood Academy | DeSoto | Dallas | 18.25 |
| Thomas J. Rusk Middle School | Dallas | Dallas | 18.25 |
| Seagoville North Elementary School | Seagoville | Dallas | 18.24 |
| Mackey Elementary School | Balch Springs | Dallas | 18.22 |
| Pirrung Elementary School | Mesquite | Dallas | 18.22 |
| Barbara Bush Middle School | Irving | Dallas | 18.20 |

| SCHOOLNAME | CITY | COUNTY | Traffic Safety Score |
|--|---------------|--------|----------------------|
| Frank D. Moates Elementary School | Glenn Heights | Dallas | 18.11 |
| Black Elementary School | Mesquite | Dallas | 18.08 |
| S Garland High School | Garland | Dallas | 18.07 |
| Sachse High School | Sachse | Dallas | 18.06 |
| Harmony School of Innovation - Grand Prairie | Grand Prairie | Dallas | 18.02 |
| Lancaster Elementary School | Lancaster | Dallas | 18.00 |
| Club Hill Elementary School | Garland | Dallas | 17.92 |
| Mesquite High School | Mesquite | Dallas | 17.90 |
| B.G. Hudson Middle School | Sachse | Dallas | 17.86 |
| George Washington Carver Elementary School | Garland | Dallas | 17.83 |
| Coppell Classical Academy | Coppell | Dallas | 17.82 |
| Geneva Heights Elementary School | Dallas | Dallas | 17.81 |
| Rutherford Elementary School | Mesquite | Dallas | 17.67 |
| Gabe P. Allen Charter School | Dallas | Dallas | 17.65 |
| Ruby Young Elementary School | DeSoto | Dallas | 17.64 |
| Valley Ranch Elementary School | Irving | Dallas | 17.63 |
| Pleasant Run Elementary School | Lancaster | Dallas | 17.59 |
| Suzanna Dickinson Elementary School | Grand Prairie | Dallas | 17.52 |
| Dr. Linda Henrie Elementary School | Dallas | Dallas | 17.51 |
| Wilmer Elementary School | Wilmer | Dallas | 17.49 |
| W.E. Greiner Exploratory Arts Academy | Dallas | Dallas | 17.45 |
| Robert B. Sewell Elementary School | Sachse | Dallas | 17.45 |
| Keeley Elementary School | Rowlett | Dallas | 17.43 |
| Katherine Johnson Technology Magnet Academy | DeSoto | Dallas | 17.43 |
| Lincoln Humanities/Communications Magnet High School | Dallas | Dallas | 17.42 |
| Austin Elementary School | Coppell | Dallas | 17.40 |
| Shugart Elementary School | Garland | Dallas | 17.40 |
| New Tech High School at Coppell | Coppell | Dallas | 17.39 |
| Central Elementary School - Seagoville | Seagoville | Dallas | 17.38 |
| Rowlett High School | Rowlett | Dallas | 17.37 |
| Coppell Middle School West | Coppell | Dallas | 17.34 |
| Coyle Middle School | Rowlett | Dallas | 17.34 |
| Riverchase Elementary School | Coppell | Dallas | 17.32 |
| Clinton P. Russell Elementary School | Dallas | Dallas | 17.25 |
| Thompson Elementary School | Mesquite | Dallas | 17.23 |
| Coppell High School | Coppell | Dallas | 17.23 |
| J.L. Long Middle School | Dallas | Dallas | 16.95 |
| John Leslie Patton Jr. Academic Center | Dallas | Dallas | 16.93 |
| Thurgood Marshall Elementary School | Dallas | Dallas | 16.90 |

| SCHOOLNAME | CITY | COUNTY | Traffic Safety Score |
|--|------------|--------|----------------------|
| West Main Elementary School | Lancaster | Dallas | 16.88 |
| Coppell Middle School East | Coppell | Dallas | 16.88 |
| Town Center Elementary School | Coppell | Dallas | 16.86 |
| Rosemont Middle School | Dallas | Dallas | 16.86 |
| Herfurth Elementary School | Rowlett | Dallas | 16.86 |
| Mount Auburn Elementary School | Dallas | Dallas | 16.86 |
| Winnetka Elementary School | Dallas | Dallas | 16.83 |
| Seagoville Elementary School | Seagoville | Dallas | 16.81 |
| Barbara M. Manns Education Center | Dallas | Dallas | 16.77 |
| Mockingbird Elementary School - Coppell | Coppell | Dallas | 16.76 |
| Maya Angelou High School | Dallas | Dallas | 16.75 |
| Rosemont Elementary School | Dallas | Dallas | 16.67 |
| Rosemont Primar School-Chris V. Semos Campus | Dallas | Dallas | 16.63 |
| Frank Guzick Elementary School | Dallas | Dallas | 16.63 |
| Sunnyvale Intermediate School | Sunnyvale | Dallas | 16.53 |
| Sunset High School | Dallas | Dallas | 16.44 |
| Elsie Robertson Middle School | Lancaster | Dallas | 16.41 |
| Francisco 'Pancho' Medrano Middle School | Dallas | Dallas | 16.35 |
| Canyon Ranch Elementary School | Irving | Dallas | 16.34 |
| G.W. Carver 6th Grade Stem Learning Center | Lancaster | Dallas | 16.25 |
| Letot Campus | Dallas | Dallas | 16.19 |
| Sunnyvale High School | Sunnyvale | Dallas | 16.18 |
| Lida Hooe Elementary School | Dallas | Dallas | 16.16 |
| J D Hall Learning Center | Lancaster | Dallas | 16.12 |
| Sunnyvale Middle School | Sunnyvale | Dallas | 16.10 |
| Skyline High School | Dallas | Dallas | 16.05 |
| Jose 'Joe' May Elementary School | Dallas | Dallas | 16.00 |
| John S. Bradfield Elementary School | Dallas | Dallas | 15.72 |
| Julian T. Saldivar Elementary School | Dallas | Dallas | 15.43 |
| Louise Wolff Kahn Elementary School | Dallas | Dallas | 15.38 |
| Armstrong Elementary School | Dallas | Dallas | 15.34 |
| Sam Tasby Middle School | Dallas | Dallas | 15.27 |
| Jack Lowe Sr. Elementary School | Dallas | Dallas | 15.26 |
| David G. Burnet Elementary School | Dallas | Dallas | 15.05 |
| Stevens Park Elementary School | Dallas | Dallas | 14.99 |
| George Peabody Elementary School | Dallas | Dallas | 14.83 |
| Arturo Salazar Elementary School | Dallas | Dallas | 14.44 |
| Tom W. Field Elementary School | Dallas | Dallas | 14.36 |
| McCulloch Intermediate | Dallas | Dallas | 13.84 |

| SCHOOLNAME | CITY | COUNTY | Traffic Safety Score |
|---|---------------|--------|----------------------|
| Highland Park Middle School | Dallas | Dallas | 13.84 |
| A. Maceo Smith New Tech High School | Dallas | Dallas | 13.80 |
| Barack Obama Male Leadership Academy | Dallas | Dallas | 13.79 |
| University Park Elementary School | Dallas | Dallas | 13.68 |
| Leonides Gonzalez Cigarroa M.D. Elementary School | Dallas | Dallas | 13.62 |
| Anson Jones Elementary School | Dallas | Dallas | 13.00 |
| Lorenzo De Zavala Middle School | Irving | Dallas | 12.95 |
| Ascher Silberstein Elementary School | Dallas | Dallas | 12.88 |
| Larry G. Smith Elementary School | Mesquite | Dallas | 12.76 |
| Irving High School | Irving | Dallas | 12.64 |
| W.W. Bushman Elementary School | Dallas | Dallas | 12.60 |
| Pierce Early Childhood | Irving | Dallas | 12.60 |
| Austin Middle School | Irving | Dallas | 12.35 |
| Barbara Cardwell Career Preparatory Center | Irving | Dallas | 12.12 |
| John Haley Elementary School | Irving | Dallas | 12.06 |
| Fairmeadows Elementary School | Duncanville | Dallas | 11.89 |
| Good Elementary School - Irving | Irving | Dallas | 11.75 |
| McWhorter Elementary School | Mesquite | Dallas | 11.70 |
| Floyd Elementary School | Balch Springs | Dallas | 11.63 |
| Celestino Mauricio Soto Jr Elementary School | Dallas | Dallas | 11.52 |
| Highland Park High School | Dallas | Dallas | 11.48 |
| Robert E. Lee Elementary School | Grand Prairie | Dallas | 11.41 |
| L.O. Donald Elementary School | Dallas | Dallas | 11.38 |
| Daugherty Elementary School | Garland | Dallas | 11.30 |
| Garland High School | Garland | Dallas | 11.29 |
| Freeman Elementary School | Garland | Dallas | 11.28 |
| North Mesquite High School | Mesquite | Dallas | 11.27 |
| South Grand Prairie High School | Grand Prairie | Dallas | 11.25 |
| Pathfinder Achievement Center | Garland | Dallas | 10.83 |
| South Grand Prairie High School | Grand Prairie | Dallas | 10.81 |
| Lorenzo De Zavala Environmental Science Academy | Grand Prairie | Dallas | 10.79 |
| Trinidad Garza Early College at Mountain View | Dallas | Dallas | 10.79 |
| Tosch Elementary School | Mesquite | Dallas | 10.71 |
| Andrew Jackson Middle School | Grand Prairie | Dallas | 10.59 |
| Robert S. Hyer Elementary School | Dallas | Dallas | 10.54 |
| Bowie Middle School | Irving | Dallas | 10.38 |
| Thomas Jefferson High School | Dallas | Dallas | 10.31 |
| Student Reassignment Center | Irving | Dallas | 10.09 |
| Wheeler Transitional and Developmental Center | Irving | Dallas | 10.07 |

| SCHOOLNAME | CITY | COUNTY | Traffic Safety Score |
|--|---------------|--------|----------------------------|
| Schulze Elementary School | Irving | Dallas | 9.87 |
| R.L. Thornton Elementary School | Dallas | Dallas | 9.85 |
| David Daniels Elementary School Academy of Science & Math | Grand Prairie | Dallas | 9.57 |
| William B. Travis World Language Academy | Grand Prairie | Dallas | 9.35 |
| Lakewood Elementary School | Dallas | Dallas | 9.10 |



| SCHOOLNAME | CITY | COUNTY | Traffic Safety Score |
|---|---------------|--------|----------------------|
| Ray Braswell High School | Aubrey | Denton | 54.93 |
| Paloma Creek Elementary School I | Aubrey | Denton | 54.86 |
| Miller Elementary School - Little Elm | Little Elm | Denton | 54.57 |
| Harmony School of Innovation/ Harmony Science Academy | Carrollton | Denton | 54.34 |
| Weldon F. Corbell Elementary School | Frisco | Denton | 51.71 |
| Union Park Elementary School | Aubrey | Denton | 51.26 |
| Corinth Classical Upper School | Hickory Creek | Denton | 51.04 |
| Rodriguez Middle School | Aubrey | Denton | 50.91 |
| Corinth Classical Academy | Hickory Creek | Denton | 50.89 |
| Lance Thompson Elementary School | Justin | Denton | 50.73 |
| Denton Classical Academy | Denton | Denton | 50.62 |
| Argyle Middle School | Argyle | Denton | 50.48 |
| Savannah Elementary School | Savannah | Denton | 50.12 |
| Hackberry Elementary School | Frisco | Denton | 49.48 |
| E.P. Rayzor Elementary School | Lantana | Denton | 49.33 |
| North Texas Collegiate Academy- East Campus | Little Elm | Denton | 49.11 |
| Winfree Academy Charter School - Lewisville | Lewisville | Denton | 45.92 |
| Lake Dallas High School | Corinth | Denton | 45.40 |
| North Texas Collegiate Academy-North Campus | Denton | Denton | 41.09 |
| Trivium Academy | Carrollton | Denton | 40.96 |
| Vaughn Elementary School | Frisco | Denton | 40.84 |
| Leadership Prep School Secondary | Frisco | Denton | 40.56 |
| Founders Classical Academy - Flower Mound | Flower Mound | Denton | 40.00 |
| Leadership Prep School | Frisco | Denton | 39.87 |
| Cesar Chavez Elementary School | Little Elm | Denton | 39.64 |
| Oak Point Elementary School | Oak Point | Denton | 39.51 |
| Colin Powell 6th Grade Center | Little Elm | Denton | 39.47 |
| Cross Oaks Elementary School | Crossroads | Denton | 39.20 |
| Lakeside Middle School | Little Elm | Denton | 39.03 |
| Zellers Alternative Campus | Little Elm | Denton | 38.88 |
| Braswell High School | Aubrey | Denton | 38.84 |
| Clara Love Elementary School | Fort Worth | Denton | 38.55 |
| Aubrey Middle School | Aubrey | Denton | 38.24 |
| Polser Elementary School | Carrollton | Denton | 36.15 |
| Newton Rayzor Elementary School | Denton | Denton | 36.12 |
| Career Center East | Lewisville | Denton | 35.55 |
| Bennett & Alma Griffin Middle School | Frisco | Denton | 34.77 |

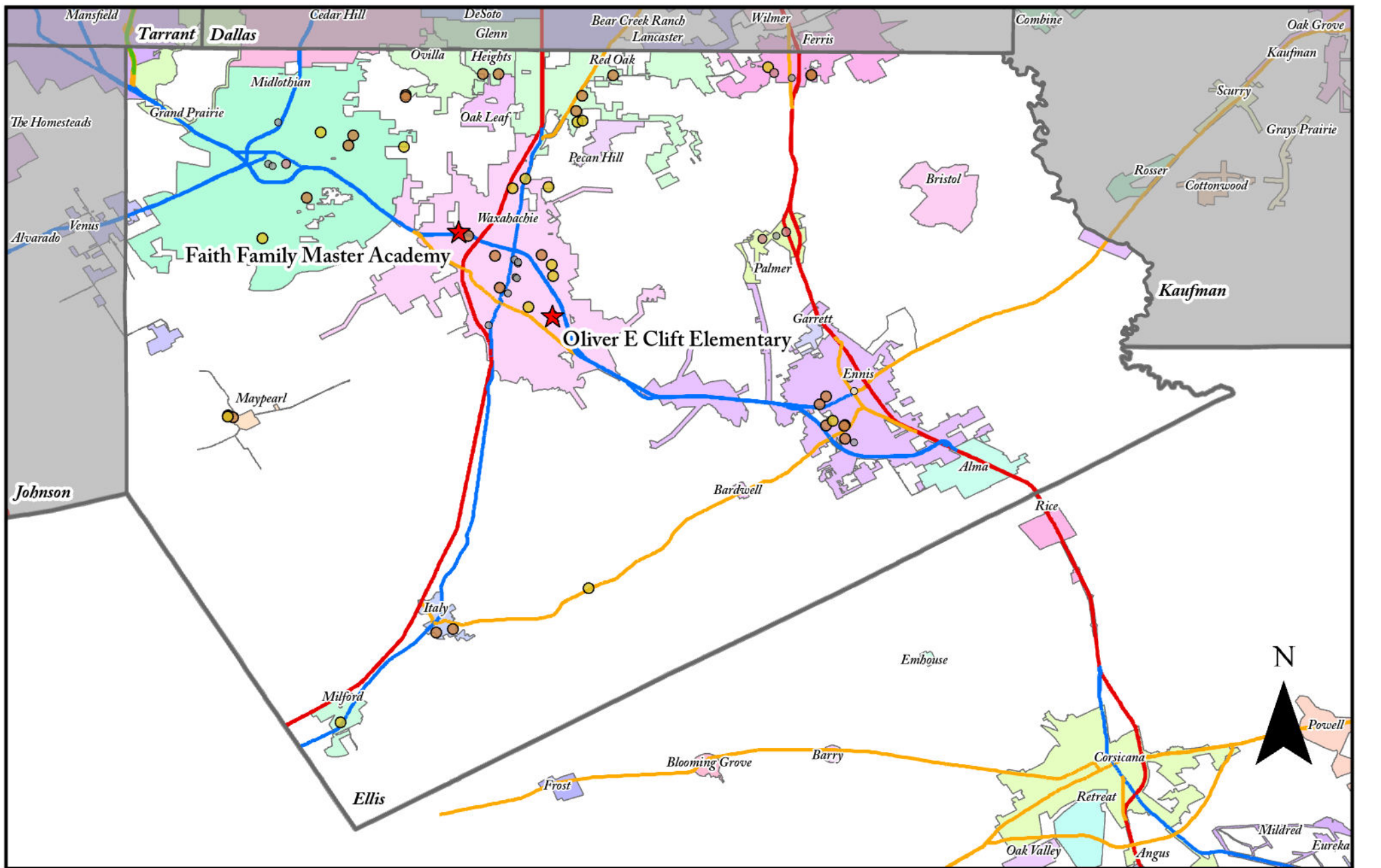
| SCHOOLNAME | CITY | COUNTY | Traffic Safety Score |
|---|--------------------|--------|----------------------|
| North Texas Collegiate Academy - South Campus | Lewisville | Denton | 34.51 |
| Shadow Ridge Middle School | Flower Mound | Denton | 34.18 |
| Navo Middle School | Aubrey | Denton | 34.03 |
| Catherine Bell Elementary School | Little Elm | Denton | 34.03 |
| Founders Classical Academy | Lewisville | Denton | 33.91 |
| Dorothy P. Adkins Elementary School | Lantana | Denton | 33.79 |
| Krum Early Education Center | Krum | Denton | 33.52 |
| STEM Academy - Lewisville | Lewisville | Denton | 33.49 |
| McFadden Ranch | Flower Mound | Denton | 33.16 |
| Denton Creek | Coppell | Denton | 33.15 |
| Justin Elementary School | Justin | Denton | 32.92 |
| Argyle West Elementary School | Argyle | Denton | 32.82 |
| Lewisville High School Killough | Lewisville | Denton | 31.51 |
| Dr. Erwin G. & Elizabeth Pink Elementary School | Frisco | Denton | 30.88 |
| Independence Elementary School | Lewisville | Denton | 29.97 |
| Flower Mound Elementary School | Flower Mound | Denton | 29.90 |
| Pioneer Heritage Middle School | Frisco | Denton | 29.90 |
| Newman Elementary School | Frisco | Denton | 29.88 |
| Nichols Elementary School | Frisco | Denton | 29.81 |
| Flower Mound High School | Flower Mound | Denton | 29.79 |
| Killian Middle School | Lewisville | Denton | 29.77 |
| Purefoy Elementary School | Frisco | Denton | 29.75 |
| Sparks Elementary School | Frisco | Denton | 29.66 |
| Hebron 9th Grade Campus | Carrollton | Denton | 29.56 |
| Coyote Ridge Elementary School | Carrollton | Denton | 29.40 |
| Hebron High School | Carrollton | Denton | 29.36 |
| Castle Hills Elementary School | Lewisville | Denton | 29.33 |
| Montessori Rainbow School and Child Care | Flower Mound | Denton | 29.33 |
| Parkway Elementary School | Lewisville | Denton | 29.07 |
| James A. Monaco | Providence Village | Denton | 29.03 |
| Wilma Fisher Elementary School | Frisco | Denton | 28.97 |
| Carroll Elementary School | Frisco | Denton | 28.96 |
| Timber Creek Elementary School | Flower Mound | Denton | 28.95 |
| Castle Mound Montessori | Flower Mound | Denton | 28.87 |
| Hosp Elementary School | Frisco | Denton | 28.84 |
| Robert Cobb Middle School | Frisco | Denton | 28.78 |
| Wayne A. Cox Elementary School | Roanoke | Denton | 28.78 |
| Flower Mound 9th Grade Center | Flower Mound | Denton | 28.68 |
| Liberty Elementary School | Flower Mound | Denton | 28.63 |

| SCHOOLNAME | CITY | COUNTY | Traffic Safety Score |
|---|--------------------|--------|----------------------|
| Ponder Elementary School | Ponder | Denton | 28.60 |
| Ponder High School | Ponder | Denton | 28.58 |
| Ponder Junior High School | Ponder | Denton | 28.56 |
| Creek Valley Middle School | Carrollton | Denton | 28.55 |
| Butterfield Elementary School | Sanger | Denton | 28.53 |
| Lewisville High School Ben Harmon | Lewisville | Denton | 28.46 |
| Shady Shores Elementary School | Shady Shores | Denton | 28.45 |
| Lone Star High School | Frisco | Denton | 28.12 |
| Argyle High School | Argyle | Denton | 28.11 |
| Mary M. Boals Elementary School | Frisco | Denton | 27.99 |
| Hodge Elementary School | Denton | Denton | 27.95 |
| Wonderland Montessori Academy of Flower Mound | Flower Mound | Denton | 27.80 |
| Trent Middle School | Frisco | Denton | 27.70 |
| Sanger High School | Sanger | Denton | 27.69 |
| Providence Elementary School | Providence Village | Denton | 27.60 |
| Bridlewood Elementary School | Flower Mound | Denton | 27.48 |
| Pilot Point High School | Pilot Point | Denton | 27.45 |
| Guyer High School | Denton | Denton | 27.37 |
| Bluebonnet Elementary School | Flower Mound | Denton | 27.36 |
| Alden Montessori School | Flower Mound | Denton | 27.31 |
| Hilltop Elementary School | Argyle | Denton | 27.21 |
| Harpool Middle School | Argyle | Denton | 27.17 |
| Blanton Elementary School | Argyle | Denton | 27.13 |
| W.S. Ryan Elementary School | Denton | Denton | 27.12 |
| Denton High School | Denton | Denton | 27.11 |
| Clayton Downing Middle School | Flower Mound | Denton | 27.01 |
| Gene Pike Middle School | Fort Worth | Denton | 26.86 |
| McNair Elementary School | Denton | Denton | 26.82 |
| Dyer Elementary School | Krum | Denton | 26.79 |
| Argyle Intermediate | Argyle | Denton | 26.76 |
| Northwest High School | Fort Worth | Denton | 26.75 |
| W.R. Hatfield Elementary School | Fort Worth | Denton | 26.72 |
| Bettye Myers Middle School | Shady Shores | Denton | 26.69 |
| Stephens Elementary School | Shady Shores | Denton | 26.68 |
| Denton Regional Day School Program for the Deaf | Denton | Denton | 26.62 |
| Blalack Middle School | Carrollton | Denton | 26.37 |
| Davis Elementary School | Carrollton | Denton | 26.06 |
| Rosemeade Elementary School | Carrollton | Denton | 25.99 |
| Kent Elementary School | Carrollton | Denton | 25.98 |

| SCHOOLNAME | CITY | COUNTY | Traffic Safety Score |
|--|--------------|--------|----------------------|
| Fred Moore High School | Denton | Denton | 25.40 |
| Homestead Elementary School | Carrollton | Denton | 24.92 |
| Rivera Elementary School | Denton | Denton | 24.31 |
| Tom Hicks Elementary School | Frisco | Denton | 24.09 |
| Joe Dale Sparks | Denton | Denton | 24.05 |
| Indian Creek Elementary School | Carrollton | Denton | 23.89 |
| B.B. Owen Elementary School | The Colony | Denton | 23.77 |
| McWhorter Elementary School | Dallas | Denton | 23.60 |
| Corinth Elementary School | Corinth | Denton | 23.44 |
| Phillips Elementary School | Frisco | Denton | 23.43 |
| Sue Wilson Stafford Middle School | Frisco | Denton | 23.32 |
| James M. Steele Accelerated High School | Roanoke | Denton | 23.13 |
| Central Elementary School | Lewisville | Denton | 22.89 |
| Dale Jackson Career Center | Lewisville | Denton | 22.83 |
| Lewisville Learning Center | Lewisville | Denton | 22.80 |
| Rockbrook Montessori at Flower Mound | Flower Mound | Denton | 22.80 |
| Furneaux Elementary School | Carrollton | Denton | 22.63 |
| McMath Middle School | Denton | Denton | 22.27 |
| Krum High School | Krum | Denton | 22.24 |
| Borman Elementary School | Denton | Denton | 22.20 |
| Lewisville Elementary School | Lewisville | Denton | 22.18 |
| Lewisville Education Center | Lewisville | Denton | 22.12 |
| Mill Street Elementary School | Lewisville | Denton | 22.03 |
| McKamy Elementary School | Dallas | Denton | 21.87 |
| Rainwater Elementary School | Carrollton | Denton | 21.86 |
| Ann Windle School for Young Children | Denton | Denton | 21.75 |
| Creekview High School | Carrollton | Denton | 21.72 |
| Lee Elementary School | Denton | Denton | 21.68 |
| Houston Elementary School | Denton | Denton | 21.63 |
| Thompson Elementary School | Carrollton | Denton | 21.55 |
| Southridge Elementary School | Lewisville | Denton | 21.46 |
| Marie Huie Special Education Center | Carrollton | Denton | 21.42 |
| Marshall Durham Middle School | Lewisville | Denton | 21.16 |
| Lillie J. Jackson Early Childhood Center | Lewisville | Denton | 21.14 |
| Sheffield Intermediate | Dallas | Denton | 21.05 |
| Creekside Elementary School | Lewisville | Denton | 21.00 |
| Sheffield Elementary School | Dallas | Denton | 20.92 |
| Lewisville High School | Lewisville | Denton | 20.85 |
| Rockbrook Elementary School | Lewisville | Denton | 20.66 |
| College Street Elementary School | Lewisville | Denton | 20.64 |

| SCHOOLNAME | CITY | COUNTY | Traffic Safety Score |
|---|--------------|--------|----------------------|
| Long Middle School | Dallas | Denton | 20.63 |
| Huffines Middle School | Lewisville | Denton | 20.62 |
| Morningside Elementary School | The Colony | Denton | 20.16 |
| The Colony High School | The Colony | Denton | 19.96 |
| Valley Ridge Elementary School | Lewisville | Denton | 19.88 |
| Evers Park Elementary School | Denton | Denton | 19.86 |
| Peters Colony Elementary School | The Colony | Denton | 19.85 |
| Camey Elementary School | The Colony | Denton | 19.54 |
| Nelson Elementary School | Denton | Denton | 19.53 |
| Arbor Creek Middle School | Carrollton | Denton | 19.51 |
| Hedrick Middle School | Lewisville | Denton | 19.51 |
| Hedrick Elementary School | Lewisville | Denton | 19.44 |
| Pecan Creek Elementary School | Denton | Denton | 19.41 |
| Hebron Valley Elementary School | Carrollton | Denton | 19.38 |
| Legacy Learning Center | Flower Mound | Denton | 19.25 |
| Garden Ridge Elementary School | Flower Mound | Denton | 19.24 |
| Griffin Middle School | The Colony | Denton | 19.24 |
| DeLay Middle School | Lewisville | Denton | 19.20 |
| Rick Reedy High School | Frisco | Denton | 19.19 |
| Strickland Middle School | Denton | Denton | 19.19 |
| Degan Elementary School | Lewisville | Denton | 19.08 |
| D.H. Brent Elementary School | Little Elm | Denton | 19.04 |
| Wilson Elementary School | Denton | Denton | 19.02 |
| Charles B. Pearson Middle School | Frisco | Denton | 18.95 |
| Ginnings Elementary School | Denton | Denton | 18.85 |
| Donald Elementary School | Flower Mound | Denton | 18.77 |
| Lamar Middle School | Flower Mound | Denton | 18.76 |
| Forest Vista Elementary School | Flower Mound | Denton | 18.72 |
| Robertson Elementary School | Little Elm | Denton | 18.66 |
| Prairie Trail Elementary School | Flower Mound | Denton | 18.62 |
| Forestwood Middle School | Flower Mound | Denton | 18.52 |
| Old Settlers Elementary School | Flower Mound | Denton | 18.44 |
| Ryan High School | Denton | Denton | 18.33 |
| Calvin Bledsoe Elementary School | Frisco | Denton | 18.17 |
| Wellington Elementary School | Flower Mound | Denton | 18.09 |
| Marjory Vickery Elementary School | Flower Mound | Denton | 18.09 |
| Lakeview Elementary School - Little Elm | Little Elm | Denton | 18.05 |
| Stewarts Creek Elementary School | The Colony | Denton | 18.02 |
| Crownover Middle School | Corinth | Denton | 17.98 |
| Hawk Elementary School | Corinth | Denton | 17.66 |

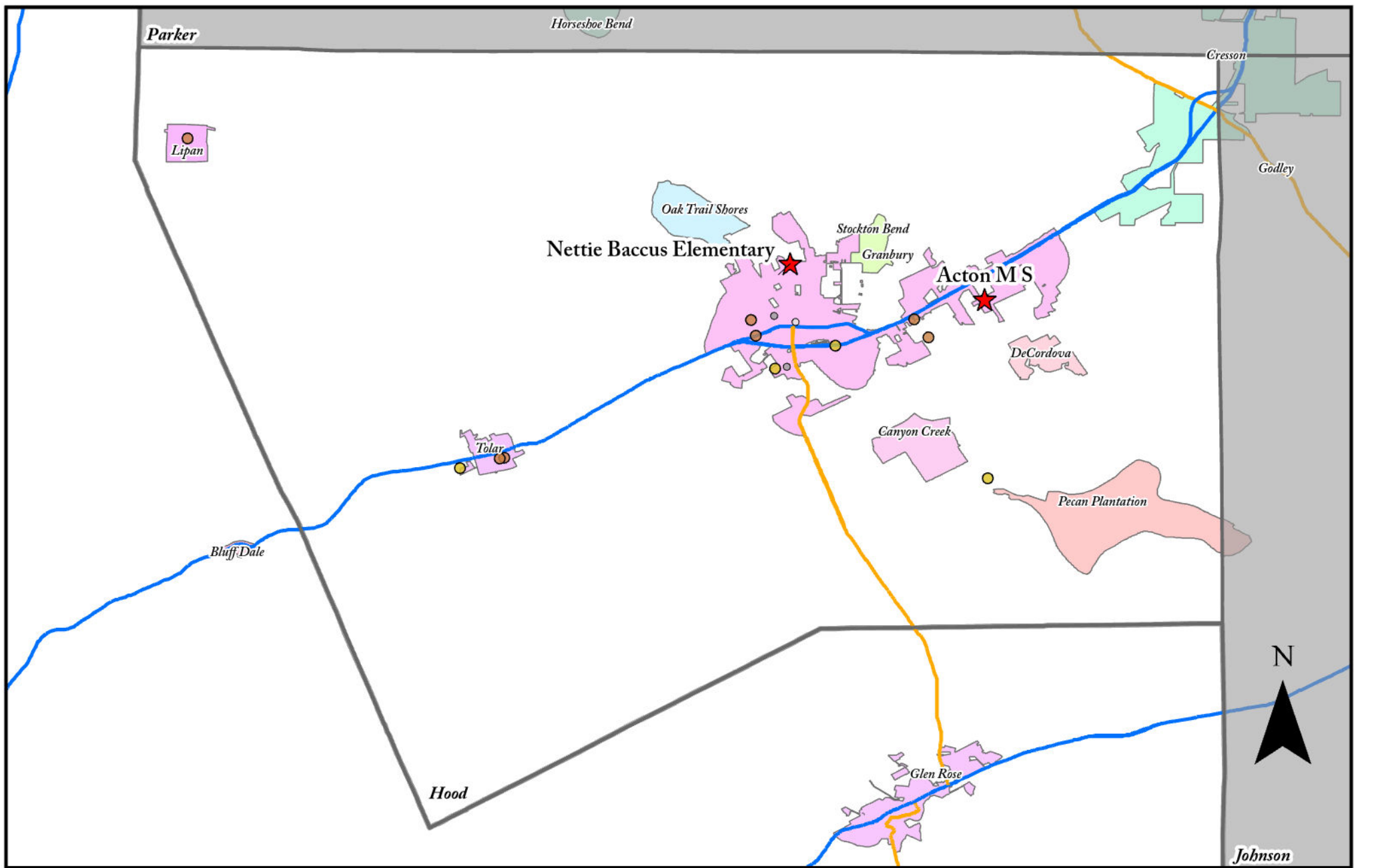
| SCHOOLNAME | CITY | COUNTY | Traffic Safety Score |
|--|------------------|--------|----------------------|
| Clear Creek Intermediate | Sanger | Denton | 17.65 |
| Lakeview Middle School | The Colony | Denton | 17.65 |
| Chisholm Trail Elementary School | Sanger | Denton | 17.59 |
| Windsong Ranch Elementary School | Prosper | Denton | 17.58 |
| Heritage Elementary School | Highland Village | Denton | 17.55 |
| McKamy Middle School | Flower Mound | Denton | 17.46 |
| Prestwick K-8 STEM Academy | The Colony | Denton | 17.44 |
| Marcus 9th Grade Center | Flower Mound | Denton | 17.34 |
| Sanger Middle School | Sanger | Denton | 17.30 |
| Marcus High School | Flower Mound | Denton | 17.25 |
| Blanche Dodd Intermediate | Krum | Denton | 17.25 |
| Little Elm High School | Little Elm | Denton | 17.19 |
| H.L. Brockett | Aubrey | Denton | 17.16 |
| Lakeview Elementary School - Trophy Club | Trophy Club | Denton | 17.15 |
| Aubrey High School | Aubrey | Denton | 17.15 |
| Pilot Point Middle School | Pilot Point | Denton | 17.10 |
| Pilot Point Elementary School | Pilot Point | Denton | 16.90 |
| Briarhill Middle School | Highland Village | Denton | 16.85 |
| McAuliffe Elementary School | Lewisville | Denton | 16.70 |
| LaGrone Advanced Technology Complex | Denton | Denton | 16.64 |
| Krum Middle School | Krum | Denton | 16.54 |
| Gonzalez School for Young Children | Denton | Denton | 16.51 |
| Leo Adams Middle School | Justin | Denton | 16.09 |
| Roanoke Elementary School | Roanoke | Denton | 16.03 |
| Samuel Beck Elementary School | Trophy Club | Denton | 15.97 |
| Linda Tutt High School | Sanger | Denton | 15.97 |
| Medlin Middle School | Trophy Club | Denton | 15.90 |
| Byron Nelson High School | Trophy Club | Denton | 15.81 |
| Calhoun Middle School | Denton | Denton | 15.70 |
| Pilot Point Intermediate | Pilot Point | Denton | 15.47 |
| Lakeland Elementary School | Lewisville | Denton | 13.59 |
| Lake Dallas Elementary School | Lake Dallas | Denton | 8.60 |
| Lake Dallas Middle School | Lake Dallas | Denton | 8.31 |
| Highland Village Elementary School | Highland Village | Denton | 8.19 |
| Ethridge Elementary School | The Colony | Denton | 7.83 |
| Sanger 6th Grade Center | Sanger | Denton | 7.27 |



Ellis County **Transportation Analysis** **Final Scores**

| SCHOOLNAME | CITY | COUNTY | Traffic Safety Score |
|--|---------------|--------|----------------------|
| Oliver E. Clift Elementary School | Waxahachie | Ellis | 51.06 |
| Faith Family Master Academy | De Soto | Ellis | 50.95 |
| Life High School | Waxahachie | Ellis | 50.58 |
| Life Middle School | Waxahachie | Ellis | 50.52 |
| Turner PreK Academy | Waxahachie | Ellis | 50.33 |
| Mt. Peak Elementary School | Midlothian | Ellis | 49.49 |
| Red Oak Middle School | Red Oak | Ellis | 49.33 |
| H.A. Wooden Elementary School | Red Oak | Ellis | 49.17 |
| Milford School | Milford | Ellis | 49.04 |
| Margaret L. Felty Elementary School | Waxahachie | Ellis | 44.82 |
| Austin Elementary School | Ennis | Ellis | 44.45 |
| Robbie E. Howard Junior High School | Waxahachie | Ellis | 40.39 |
| David S. Crockett Early Childhood Center | Ennis | Ellis | 39.78 |
| Shackelford Elementary School | Waxahachie | Ellis | 39.56 |
| Avalon School | Avalon | Ellis | 39.09 |
| Maypearl Middle School | Maypearl | Ellis | 38.80 |
| T.E. Baxter Elementary School | Midlothian | Ellis | 38.62 |
| Ferris Intermediate | Ferris | Ellis | 38.36 |
| Longbranch Elementary School | Midlothian | Ellis | 37.93 |
| Dorie Miller Intermediate | Ennis | Ellis | 34.25 |
| Midlothian Heritage High School | Midlothian | Ellis | 33.88 |
| Walnut Grove Middle School | Midlothian | Ellis | 33.76 |
| Lorene Smith Kirkpatrick Elementary School | Maypearl | Ellis | 33.57 |
| Maypearl Intermediate | Maypearl | Ellis | 33.57 |
| Eastridge Elementary School | Red Oak | Ellis | 33.15 |
| Maypearl High School | Maypearl | Ellis | 32.66 |
| Wilemon STEAM Academy | Waxahachie | Ellis | 30.34 |
| Waxahachie High School | Waxahachie | Ellis | 29.44 |
| Wedgeworth Elementary School | Waxahachie | Ellis | 29.15 |
| Finley Junior High School | Waxahachie | Ellis | 29.11 |
| Italy High School | Italy | Ellis | 28.39 |
| Jack Lummus Intermediate | Ennis | Ellis | 28.20 |
| Red Oak High School | Red Oak | Ellis | 28.13 |
| Ennis High School | Ennis | Ellis | 28.11 |
| Bowie Elementary School | Ennis | Ellis | 27.99 |
| Red Oak Elementary School | Red Oak | Ellis | 27.92 |
| Shields Elementary School | Glenn Heights | Ellis | 27.90 |
| Houston Elementary School | Ennis | Ellis | 27.85 |
| Stafford Elementary School | Italy | Ellis | 27.79 |

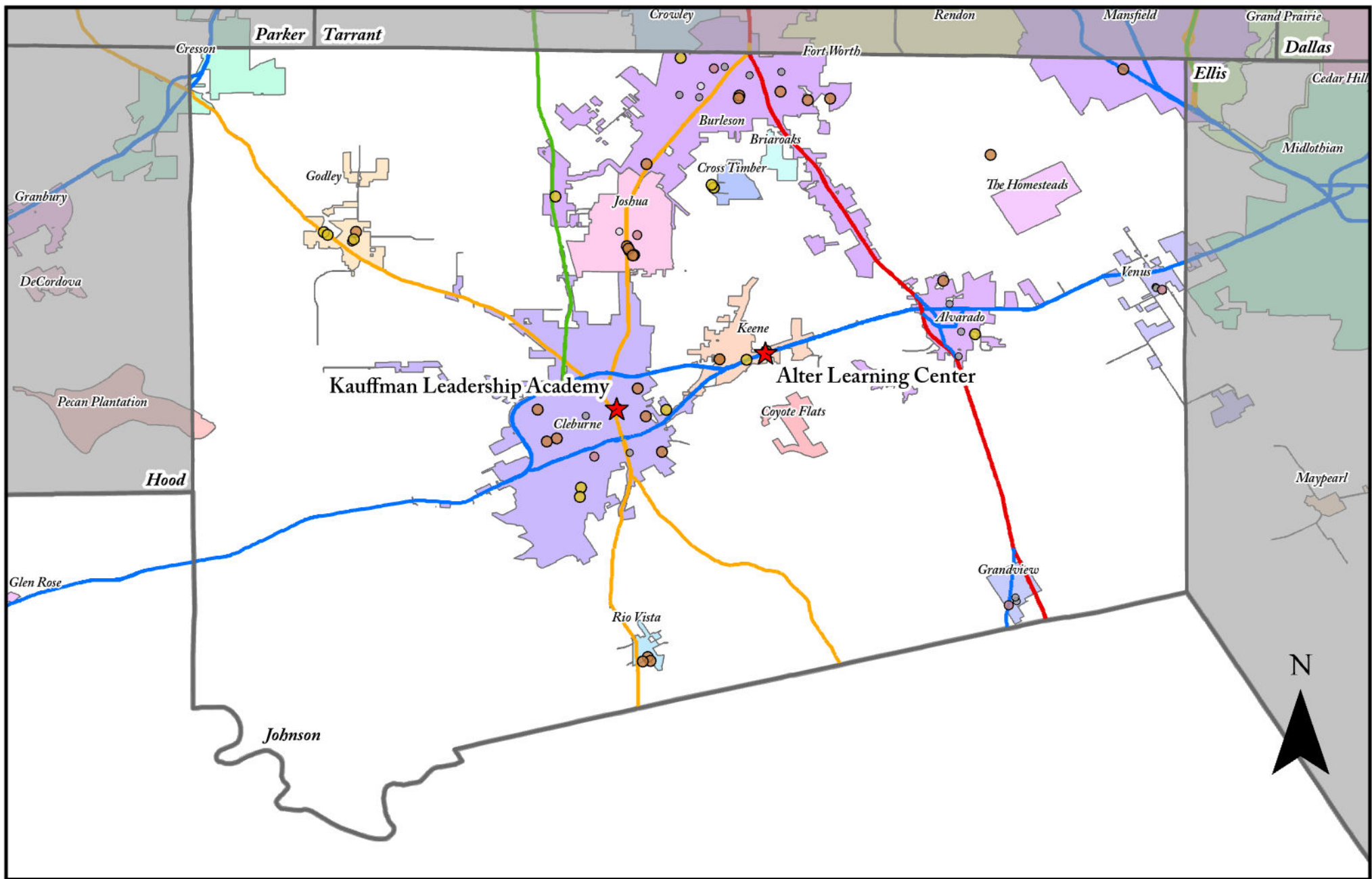
| SCHOOLNAME | CITY | COUNTY | Traffic Safety Score |
|--|---------------|--------|----------------------|
| Russell P. Schupmann Elementary School | Glenn Heights | Ellis | 27.60 |
| LaRue Miller Elementary School | Midlothian | Ellis | 27.55 |
| Ferris High School | Ferris | Ellis | 26.86 |
| Dolores W McClatchey Elementary School | Midlothian | Ellis | 26.79 |
| Ferris Junior High School | Ferris | Ellis | 26.73 |
| Palmer High School | Palmer | Ellis | 26.45 |
| Frank Seale Middle School | Midlothian | Ellis | 23.24 |
| Palmer Middle School | Palmer | Ellis | 22.15 |
| Lucy Mae McDonald Elementary School | Ferris | Ellis | 22.13 |
| Northside Elementary School | Waxahachie | Ellis | 19.87 |
| Waxahachie Global High School | Waxahachie | Ellis | 19.83 |
| Waxahachie 9th Grade Academy | Waxahachie | Ellis | 19.40 |
| G.W. Carver Early Childhood Center | Ennis | Ellis | 18.69 |
| Waxahachie High School of Choice | Waxahachie | Ellis | 18.61 |
| Dunaway Elementary School | Waxahachie | Ellis | 18.15 |
| Irvin Elementary School | Midlothian | Ellis | 17.69 |
| J.A. Vitovsky Elementary School | Midlothian | Ellis | 17.65 |
| Palmer Elementary School | Palmer | Ellis | 17.54 |
| Marvin Elementary School | Waxahachie | Ellis | 17.41 |
| Midlothian High School | Midlothian | Ellis | 17.31 |
| Ennis Junior High School | Ennis | Ellis | 17.31 |
| Hazel Ingram Elementary School | Ferris | Ellis | 16.34 |
| Travis Elementary School | Ennis | Ellis | 7.34 |



Hood County Transportation Analysis Final Scores

| SCHOOLNAME | CITY | COUNTY | Traffic Safety Score |
|------------------------------------|----------|--------|----------------------|
| Acton Middle School | Granbury | Hood | 51.59 |
| Nettie Baccus Elementary School | Granbury | Hood | 50.95 |
| Mambrino Elementary School | Granbury | Hood | 49.73 |
| Premier High School of Granbury | Granbury | Hood | 45.44 |
| Tolar High School | Tolar | Hood | 39.04 |
| Emma Roberson Elementary School | Granbury | Hood | 38.76 |
| Oak Woods School | Granbury | Hood | 33.80 |
| Granbury High School | Granbury | Hood | 29.13 |
| Acton Elementary School | Granbury | Hood | 28.54 |
| Granbury Middle School | Granbury | Hood | 27.66 |
| Lipan Elementary/ High School | Lipan | Hood | 27.54 |
| Tolar Junior High School | Tolar | Hood | 27.28 |
| Tolar Elementary School | Tolar | Hood | 27.19 |
| John and Lynn Brawner Intermediate | Granbury | Hood | 18.65 |
| Lake Granbury Academy | Granbury | Hood | 17.28 |
| Stars Accelerated High School | Granbury | Hood | 7.20 |

| SCHOOLNAME | CITY | COUNTY | Traffic Safety Score |
|---|-------------|--------|----------------------|
| Campbell Elementary/ High School | Campbell | Hunt | 52.41 |
| Greenville High School | Greenville | Hunt | 51.48 |
| Katherine G Johnson STEAM Academy | Greenville | Hunt | 50.63 |
| Pioneer Technology - Greenville | Greenville | Hunt | 50.62 |
| Boles Elementary/ Middle/ High School | Quinlan | Hunt | 50.44 |
| Lone Oak Middle School | Lone Oak | Hunt | 49.06 |
| Bland Elementary/ Middle School | Merit | Hunt | 43.71 |
| Wolfe City High School | Wolfe City | Hunt | 43.52 |
| Crockett Elementary School | Greenville | Hunt | 39.32 |
| Thompson Middle School | Quinlan | Hunt | 39.12 |
| Kathryn Griffis Elementary School | Caddo Mills | Hunt | 38.99 |
| Ford High School | Quinlan | Hunt | 38.96 |
| Bland High School | Merit | Hunt | 38.62 |
| Lone Oak High School | Lone Oak | Hunt | 38.35 |
| Lamar Elementary School | Greenville | Hunt | 35.31 |
| Commerce Elementary School | Commerce | Hunt | 32.99 |
| Bowie Elementary School | Greenville | Hunt | 30.15 |
| Commerce High School | Commerce | Hunt | 28.76 |
| L.P. Waters Early Childhood Center | Greenville | Hunt | 28.69 |
| Royse City High School | Royse City | Hunt | 28.41 |
| Caddo Mills High School | Caddo Mills | Hunt | 28.27 |
| Albert C. Williams Elementary School | Commerce | Hunt | 28.01 |
| Commerce Middle School | Commerce | Hunt | 27.87 |
| Celeste High School | Celeste | Hunt | 27.76 |
| Frances and Jeannette Lee Elementary School | Caddo Mills | Hunt | 27.30 |
| Celeste Elementary School | Celeste | Hunt | 27.14 |
| Celeste Junior High School | Celeste | Hunt | 26.94 |
| Caddo Mills Middle School | Caddo Mills | Hunt | 26.61 |
| Butler Intermediate | Quinlan | Hunt | 22.38 |
| D.C. Cannon Elementary School | Quinlan | Hunt | 22.31 |
| Greenville 6th Grade Center | Greenville | Hunt | 19.23 |
| Carver Elementary School | Greenville | Hunt | 19.22 |
| Greenville Alternative Educational Program | Greenville | Hunt | 19.19 |
| New Horizons Learning Center | Greenville | Hunt | 19.19 |
| Glen Oaks | Greenville | Hunt | 19.18 |
| Travis Elementary School | Greenville | Hunt | 18.78 |
| Lone Oak Elementary School | Lone Oak | Hunt | 16.18 |
| Wolfe City Elementary School | Wolfe City | Hunt | 15.47 |
| Wolfe City Middle School | Wolfe City | Hunt | 15.24 |
| Greenville Middle School | Greenville | Hunt | 7.94 |



Johnson County Transportation Analysis Final Scores

- ★ Top 2 Scores
- Final Scores
- 37.07 - 59.01
 - 26.47 - 37.06
 - 20.61 - 26.46

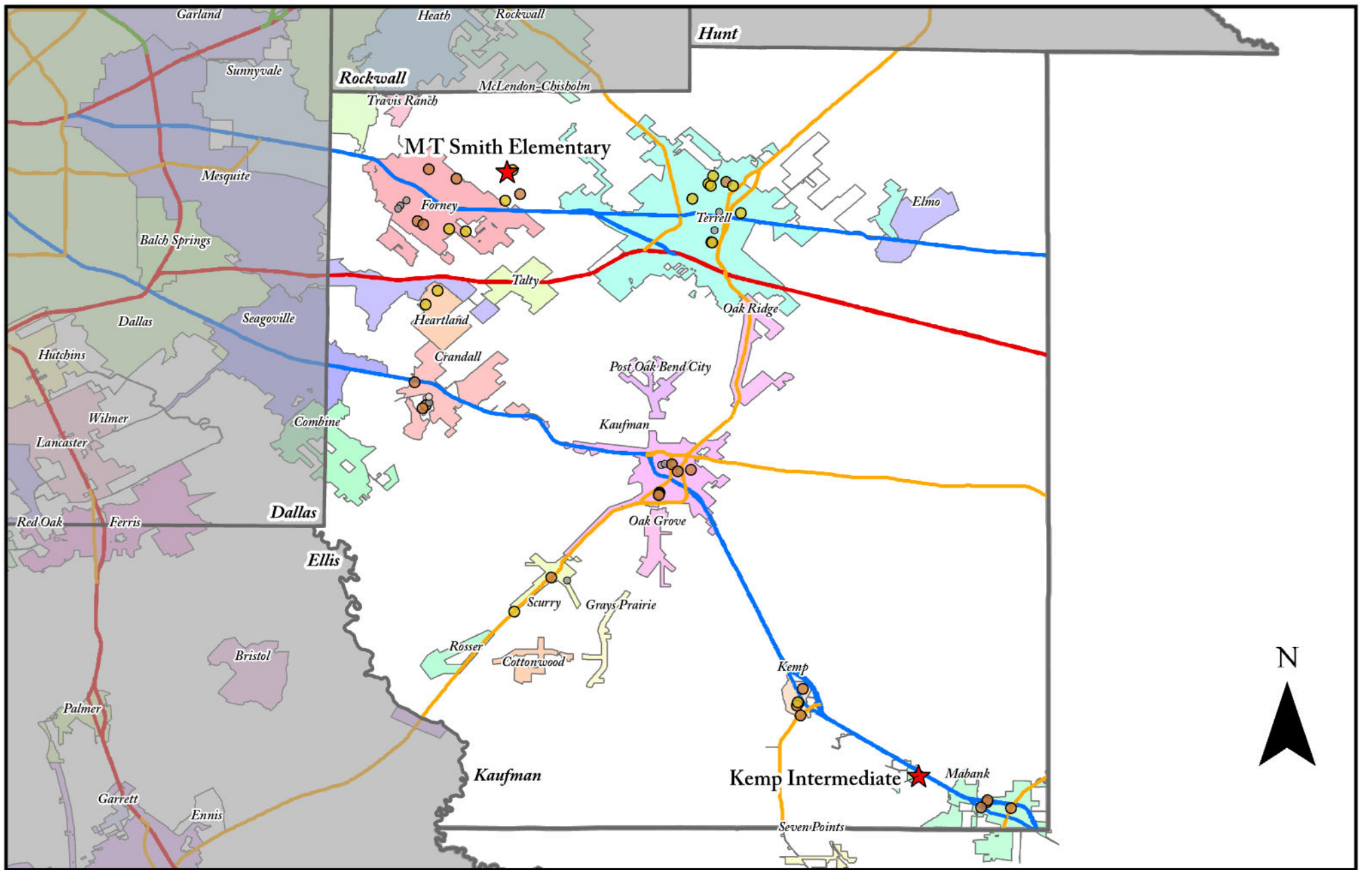
- 14.45 - 20.60
- 5.72 - 14.44
- Interstate Highway
- US Highway
- State Highway
- Tollway

0 5 10 Miles



| SCHOOLNAME | CITY | COUNTY | Traffic Safety Score |
|-------------------------------------|-----------|---------|----------------------|
| Alter Learning Center | Keene | Johnson | 51.85 |
| Kauffman Leadership Academy | Cleburne | Johnson | 51.56 |
| Keene Alternative Learning Center | Keene | Johnson | 50.46 |
| Santa Fe Elementary School | Cleburne | Johnson | 50.06 |
| Frazier Elementary School | Burleson | Johnson | 46.33 |
| Nichols Middle School | Burleson | Johnson | 44.40 |
| Godley Links Academy | Godley | Johnson | 43.28 |
| Gerard Elementary School | Cleburne | Johnson | 39.02 |
| Keene Elementary School | Keene | Johnson | 38.99 |
| Godley High School | Godley | Johnson | 38.97 |
| Tom and Nita Nichols Middle School | Burleson | Johnson | 38.90 |
| Lowel Smith Jr. Middle School | Cleburne | Johnson | 38.75 |
| Godley Middle School | Godley | Johnson | 38.56 |
| Alvarado Elementary School-South | Alvarado | Johnson | 38.09 |
| Caddo Grove Elementary School | Joshua | Johnson | 38.08 |
| Adams Elementary School | Cleburne | Johnson | 34.12 |
| Keene Junior High and High School | Keene | Johnson | 33.83 |
| William Stribling Elementary School | Burleson | Johnson | 33.76 |
| Alvarado Elementary School-North | Alvarado | Johnson | 33.48 |
| Lillian Elementary School | Alvarado | Johnson | 33.42 |
| Crossroads High School | Burleson | Johnson | 30.02 |
| Irving Elementary School | Cleburne | Johnson | 29.98 |
| Norwood Elementary School | Burleson | Johnson | 29.94 |
| Head Start Center | Cleburne | Johnson | 29.42 |
| Plum Creek Elementary School | Joshua | Johnson | 29.02 |
| New Horizon High School | Joshua | Johnson | 28.93 |
| Annette Perry Elementary School | Mansfield | Johnson | 28.88 |
| Academy of the Arts at Bransom | Burleson | Johnson | 28.68 |
| Marti Elementary School | Cleburne | Johnson | 28.63 |
| Rio Vista High School | Rio Vista | Johnson | 28.22 |
| North Joshua Elementary School | Burleson | Johnson | 28.18 |
| Rio Vista Elementary School | Rio Vista | Johnson | 28.13 |
| Joshua 9th Grade Campus | Joshua | Johnson | 28.08 |
| R.C. Loflin Middle School | Joshua | Johnson | 27.85 |
| Rio Vista Middle School | Rio Vista | Johnson | 27.81 |
| A.D. Wheat Middle School | Cleburne | Johnson | 27.65 |
| Nick Kerr Middle School | Burleson | Johnson | 27.57 |
| Joshua High School | Joshua | Johnson | 27.54 |
| Cleburne High School | Cleburne | Johnson | 27.23 |
| Godley Elementary School | Godley | Johnson | 27.16 |

| SCHOOLNAME | CITY | COUNTY | Traffic Safety Score |
|---------------------------------|-----------|---------|----------------------|
| Grandview Elementary School | Grandview | Johnson | 26.46 |
| Coleman Elementary School | Cleburne | Johnson | 24.20 |
| A.G. Elder Elementary School | Joshua | Johnson | 22.45 |
| Venus Pri | Venus | Johnson | 22.14 |
| Godley Intermediate | Godley | Johnson | 21.95 |
| Hughes Middle School | Burleson | Johnson | 20.69 |
| The Academy at Nola Dunn | Burleson | Johnson | 19.55 |
| Mound Elementary School | Burleson | Johnson | 19.39 |
| Team School | Cleburne | Johnson | 19.30 |
| Clinkscale Elementary School | Burleson | Johnson | 19.29 |
| Burleson Centennial High School | Burleson | Johnson | 19.03 |
| Alvarado Junior High School | Alvarado | Johnson | 18.17 |
| Cooke Elementary School | Cleburne | Johnson | 18.13 |
| Grandview High School | Grandview | Johnson | 17.43 |
| Venus Elementary School | Venus | Johnson | 17.35 |
| Venus High School | Venus | Johnson | 17.26 |
| Venus Middle School | Venus | Johnson | 17.14 |
| Grandview Junior High School | Grandview | Johnson | 17.10 |
| Burleson High School | Burleson | Johnson | 17.03 |
| Alvarado Intermediate | Alvarado | Johnson | 16.96 |
| Alvarado High School | Alvarado | Johnson | 16.95 |
| Steam Middle School | Burleson | Johnson | 7.67 |
| H.D. Staples Elementary School | Joshua | Johnson | 7.07 |



Kaufman County Transportation Analysis Final Scores

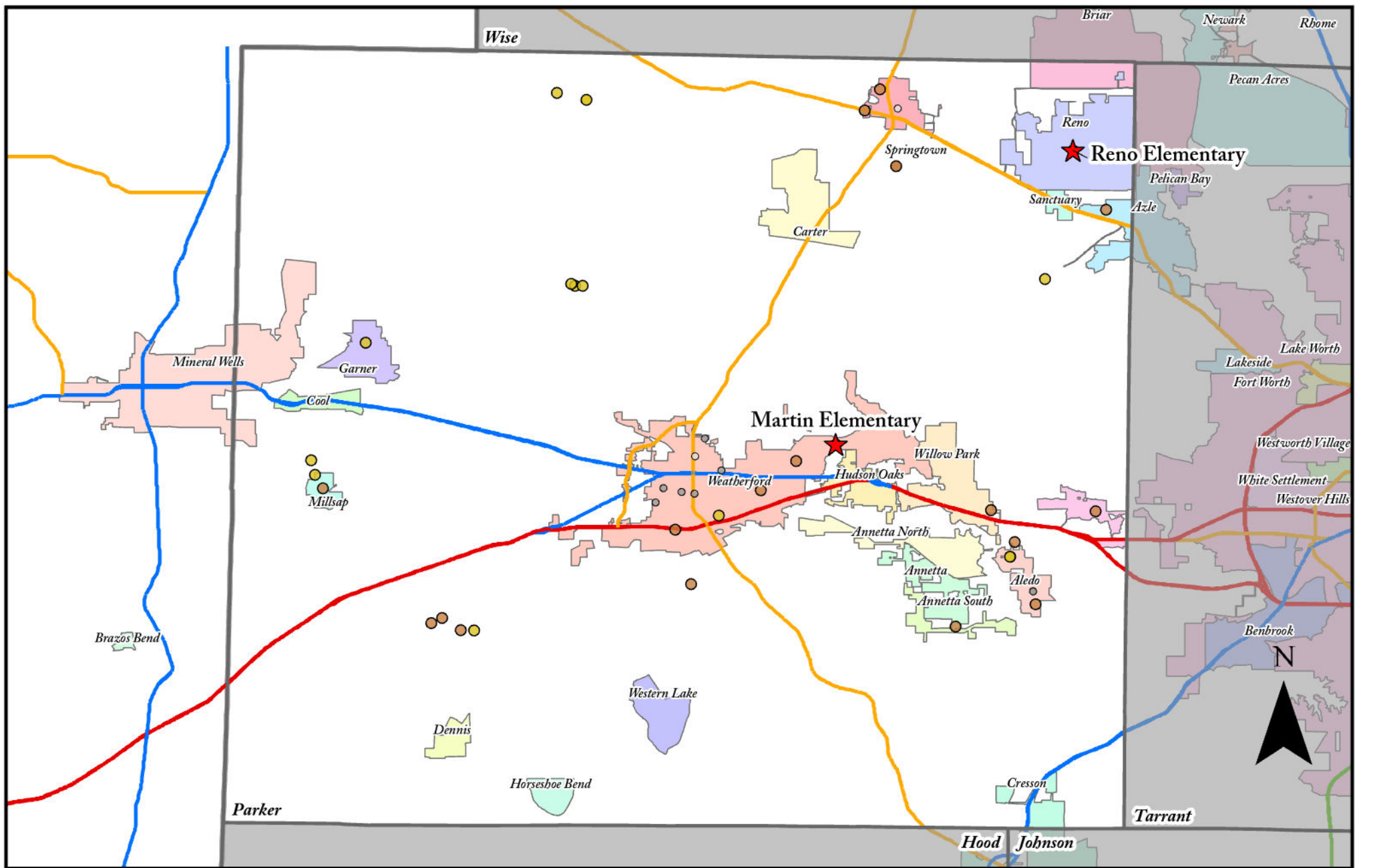
★ Top 2 Scores
Final Scores
● 14.45 - 20.60
● 5.72 - 14.44
● 37.07 - 59.01
● 26.47 - 37.06

— Interstate Highway
— US Highway
— State Highway

0 6 11 Miles

| SCHOOLNAME | CITY | COUNTY | Traffic Safety Score |
|--|-----------|---------|----------------------|
| Kemp Intermediate | Kemp | Kaufman | 56.04 |
| Margaret Taylor Smith Elementary School | Forney | Kaufman | 52.80 |
| North Forney High School | Forney | Kaufman | 52.71 |
| Hollis T. Dietz Elementary School | Heartland | Kaufman | 50.85 |
| Scurry - Rosser Middle School | Scurry | Kaufman | 50.83 |
| Henderson Elementary School | Forney | Kaufman | 45.72 |
| Kemp Alternative | Kemp | Kaufman | 44.46 |
| Herman Furlough Jr Middle School | Terrell | Kaufman | 44.38 |
| Gilbert Willie Sr. Elementary School | Terrell | Kaufman | 40.08 |
| Terrell High School | Terrell | Kaufman | 39.25 |
| Nell Hill Rhea Elementary School | Forney | Kaufman | 39.01 |
| Barbara Walker Elementary School | Heartland | Kaufman | 38.85 |
| Dr. Bruce Wood Elementary School | Terrell | Kaufman | 38.78 |
| TISD Child & Adolescent School | Terrell | Kaufman | 38.69 |
| Blackburn Elementary School | Forney | Kaufman | 38.32 |
| J.R. Phillips Elementary School | Kaufman | Kaufman | 33.96 |
| Crandall High School | Crandall | Kaufman | 33.66 |
| Kemp High School | Kemp | Kaufman | 32.90 |
| Central Elementary School | Mabank | Kaufman | 28.74 |
| L.E. Claybon Elementary School | Forney | Kaufman | 28.72 |
| Crandall Compass Academy | Crandall | Kaufman | 28.49 |
| Mabank High School | Mabank | Kaufman | 28.44 |
| Crosby Elementary School | Forney | Kaufman | 28.42 |
| Helen Edward Early Childhood Center | Kaufman | Kaufman | 28.35 |
| Forney High School | Forney | Kaufman | 28.33 |
| O.P. Norman Junior High School | Kaufman | Kaufman | 28.30 |
| J.F. Kennedy Elementary School | Terrell | Kaufman | 28.14 |
| J.W. Long Elementary School | Terrell | Kaufman | 28.00 |
| Gary W. Campbell High School | Kaufman | Kaufman | 27.86 |
| Kemp Elementary School | Kemp | Kaufman | 27.82 |
| Kathryn Wolfe Criswell Elementary School | Forney | Kaufman | 27.70 |
| Kemp Junior High School | Kemp | Kaufman | 27.65 |
| Kemp Alternative Program | Kemp | Kaufman | 27.24 |
| Kaufman High School | Kaufman | Kaufman | 27.13 |
| Scurry-Rosser High School | Scurry | Kaufman | 27.03 |
| Mabank Junior High School | Mabank | Kaufman | 27.00 |
| Mabank Intermediate | Mabank | Kaufman | 26.99 |
| W.A. Martin Elementary School | Crandall | Kaufman | 26.96 |
| Brown Middle School | Forney | Kaufman | 26.74 |
| W.H. Burnett Elementary School | Terrell | Kaufman | 18.74 |

| SCHOOLNAME | CITY | COUNTY | Traffic Safety Score |
|---------------------------------------|-------------|---------------|-----------------------------|
| Lucille Nash Intermediate | Kaufman | Kaufman | 18.04 |
| Johnson Elementary School | Forney | Kaufman | 17.96 |
| Scurry-Rosser Elementary School | Scurry | Kaufman | 17.42 |
| Lewis Elementary School | Forney | Kaufman | 17.37 |
| Warren Middle School | Forney | Kaufman | 17.36 |
| Lucille Nash Elementary School | Kaufman | Kaufman | 16.78 |
| Terrell Alternative Education Center | Terrell | Kaufman | 16.60 |
| J.W. Monday Elementary School | Kaufman | Kaufman | 16.58 |
| Forney Academic Center | Forney | Kaufman | 16.58 |
| Crandall Middle School | Crandall | Kaufman | 15.12 |
| Nola Kathryn Wilson Elementary School | Crandall | Kaufman | 5.72 |



Parker County Transportation Analysis Final Scores

★ Top 2 Scores

Final Scores

● 37.07 - 59.01

● 26.47 - 37.06

● 14.45 - 20.60

○ 5.72 - 14.44

— Interstate Highway

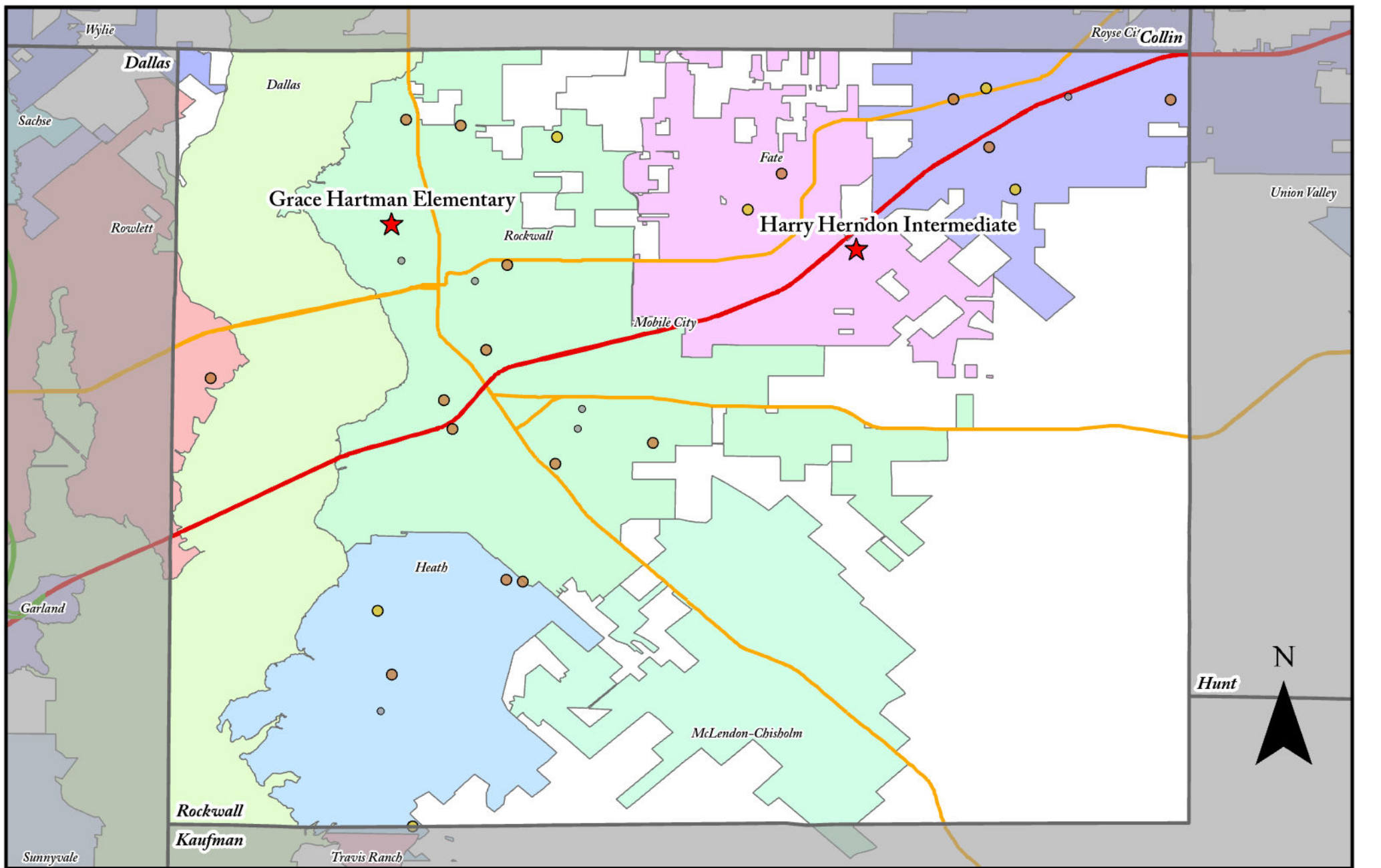
— US Highway

— State Highway

0 6 11 Miles

| SCHOOLNAME | CITY | COUNTY | Traffic Safety Score |
|---|-------------|--------|----------------------|
| Martin Elementary School | Weatherford | Parker | 52.78 |
| Reno Elementary School | Azle | Parker | 50.55 |
| Garner Elementary School | Weatherford | Parker | 49.50 |
| Poolville High School | Poolville | Parker | 49.42 |
| Aledo High School | Aledo | Parker | 44.08 |
| Don R. Daniel Ninth Grade Campus | Aledo | Parker | 44.08 |
| Millsap Elementary School | Millsap | Parker | 43.79 |
| Peaster Middle School | Weatherford | Parker | 43.27 |
| Austin Elementary School | Weatherford | Parker | 41.20 |
| Poolville Elementary School and Junior High | Poolville | Parker | 38.79 |
| Peaster Elementary School | Weatherford | Parker | 38.76 |
| Brock Elementary School | Brock | Parker | 38.19 |
| Millsap High School | Millsap | Parker | 38.04 |
| Silver Creek Elementary School | Azle | Parker | 38.00 |
| Stuard Elementary School | Aledo | Parker | 33.65 |
| Tison Middle School | Weatherford | Parker | 33.47 |
| McCall Elementary School | Willow Park | Parker | 33.45 |
| Coder Elementary School | Aledo | Parker | 33.37 |
| Crosstimbers Academy | Weatherford | Parker | 33.04 |
| Cross Timbers Elementary School | Azle | Parker | 28.95 |
| Springtown Intermediate | Springtown | Parker | 28.69 |
| Goshen Creek Elementary School | Springtown | Parker | 28.69 |
| Weatherford High School | Weatherford | Parker | 28.37 |
| Springtown High School | Springtown | Parker | 28.26 |
| Walsh Elementary School | Aledo | Parker | 27.98 |
| Brock High School | Weatherford | Parker | 27.95 |
| Ikard Elementary School | Weatherford | Parker | 27.60 |
| Springtown Middle School | Springtown | Parker | 27.38 |
| McAnally Intermediate | Aledo | Parker | 27.24 |
| Millsap Middle School | Millsap | Parker | 27.24 |
| Brock Junior High School | Weatherford | Parker | 26.74 |
| Wright Elementary School | Weatherford | Parker | 19.42 |
| Curtis Elementary School | Weatherford | Parker | 19.30 |
| Hall Junior High School | Weatherford | Parker | 19.08 |
| Weatherford High School 9th Grade Center | Weatherford | Parker | 18.42 |
| Crockett Elementary School | Weatherford | Parker | 18.09 |
| Seguin Elementary School | Weatherford | Parker | 17.23 |
| Aledo Middle School | Aledo | Parker | 16.81 |
| Vandagriff Elementary School | Aledo | Parker | 16.78 |
| North Side Christian Preschool | Weatherford | Parker | 8.56 |

| SCHOOLNAME | CITY | COUNTY | Traffic Safety Score |
|------------------------------|------------|--------|-------------------------|
| Springtown Elementary School | Springtown | Parker | 7.17 |



Rockwall County Transportation Analysis Final Scores

★ Top 2 Scores

Final Scores

● 37.07 - 59.01

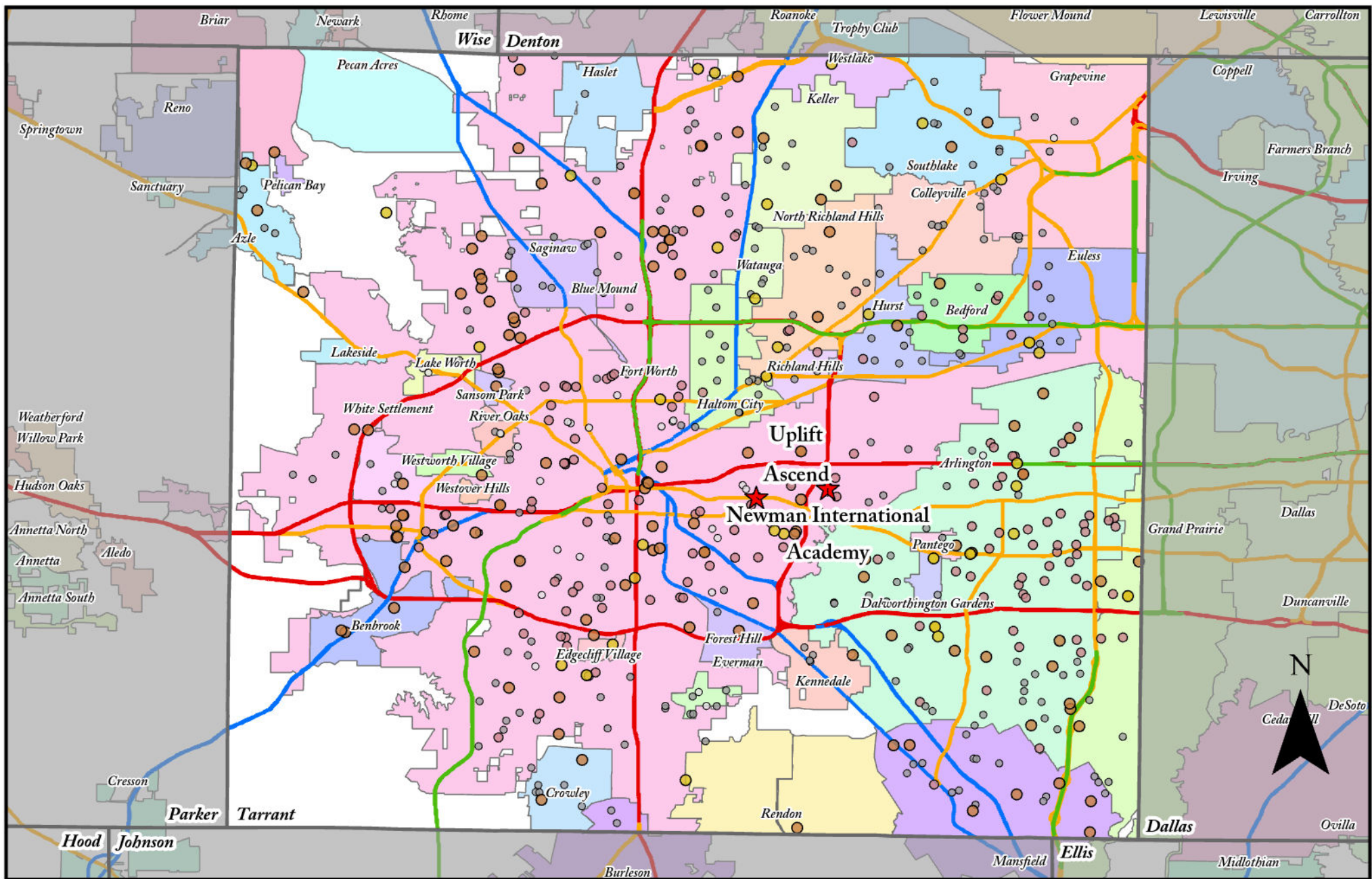
● 26.47 - 37.06

● 14.45 - 20.60

— Interstate Highway

0 2 4 Miles

| SCHOOLNAME | CITY | COUNTY | Traffic Safety Score |
|--|------------|----------|----------------------|
| Harry H. Herndon Intermediate | Royse City | Rockwall | 50.29 |
| Grace Hartman Elementary School | Rockwall | Rockwall | 49.64 |
| Pioneer Technology & Arts Academy Royse City Elementary School | Royse City | Rockwall | 44.18 |
| Pioneer Technology - Fate | Fate | Rockwall | 39.29 |
| Education Center Internation Academy 3 | Royse City | Rockwall | 39.18 |
| Stevenson Elementary School | Fate | Rockwall | 38.76 |
| Linda Lyon Elementary School | Heath | Rockwall | 38.45 |
| Celia Hays Elementary School | Rockwall | Rockwall | 38.08 |
| Rockwall High School | Rockwall | Rockwall | 35.76 |
| Sharon Shannon Elementary School | Rockwall | Rockwall | 34.40 |
| Fort Elementary School | Royse City | Rockwall | 33.82 |
| Miss May Vernon Elementary School | Fate | Rockwall | 33.39 |
| Maurine Cain Middle School | Rockwall | Rockwall | 33.14 |
| Dorothy Smith Pullen Elementary School | Rockwall | Rockwall | 33.12 |
| Amanda Rochell Elementary School | Rockwall | Rockwall | 31.07 |
| Ouida Springer Elementary School | Rockwall | Rockwall | 29.78 |
| Royse City Middle School | Royse City | Rockwall | 28.83 |
| Herman E Utley Middle School | Rockwall | Rockwall | 28.67 |
| Anita Scott Elementary School | Royse City | Rockwall | 28.37 |
| Rockwall-Heath High School | Heath | Rockwall | 28.21 |
| Quest Academy | Rockwall | Rockwall | 28.14 |
| J.W. Williams Middle School | Rockwall | Rockwall | 27.96 |
| Nebbie Williams Elementary School | Rockwall | Rockwall | 27.23 |
| Doris Cullins-Lake Pointe Elementary School | Rowlett | Rockwall | 27.08 |
| Dorris A. Jones Elementary School | Rockwall | Rockwall | 18.18 |
| H.H. Browning Academy | Royse City | Rockwall | 18.13 |
| Howard Dobbs Elementary School | Rockwall | Rockwall | 18.02 |
| Amy Parks-Heath Elementary School | Heath | Rockwall | 17.74 |
| Dr. Gene Burton College & Career Academy | Rockwall | Rockwall | 17.54 |
| Virginia Reinhardt Elementary School | Rockwall | Rockwall | 17.34 |



Tarrant County Transportation Analysis Final Scores

| SCHOOLNAME | CITY | COUNTY | Traffic Safety Score |
|---|----------------------|---------|----------------------|
| Uplift Ascend | Fort Worth | Tarrant | 56.42 |
| Newman International Academy at Fort Worth | Fort Worth | Tarrant | 55.28 |
| J. Lyndal Hughes Elementary School | Fort Worth | Tarrant | 53.21 |
| Marine Creek Elementary School | Fort Worth | Tarrant | 52.41 |
| Winfree Academy | North Richland Hills | Tarrant | 51.55 |
| Westlake Academy | Westlake | Tarrant | 51.25 |
| IL Texas Keller Saginaw High School | Fort Worth | Tarrant | 50.54 |
| John M. Tidwell Middle School | Fort Worth | Tarrant | 49.46 |
| Grapevine-Colleyville Collegiate Academy at TCC NE | Hurst | Tarrant | 47.83 |
| IL Texas North Richland Hills Elementary/ Middle School | North Richland Hills | Tarrant | 46.86 |
| Newman International Academy at Grace | Arlington | Tarrant | 46.65 |
| I-University Prep | Colleyville | Tarrant | 45.33 |
| Maude I. Logan Elementary School | Fort Worth | Tarrant | 45.30 |
| Newman Internation Academy of Arlington | Arlington | Tarrant | 45.01 |
| Newman Internation Academy at Pioneer | Arlington | Tarrant | 44.91 |
| Morningside Elementary School - FW | Fort Worth | Tarrant | 44.62 |
| J. Martin Jacquet Middle School | Fort Worth | Tarrant | 44.47 |
| High Point Academy SFW | Fort Worth | Tarrant | 43.64 |
| Waverly Park Elementary School | Fort Worth | Tarrant | 42.28 |
| Worth Heights Elementary School | Fort Worth | Tarrant | 42.26 |
| Harmony Science Academy/ School of Innovation | Eules | Tarrant | 42.05 |
| Jean Massieu Academy | Arlington | Tarrant | 41.86 |
| Treetops School Internation | Eules | Tarrant | 41.82 |
| Park Glen Elementary School | Fort Worth | Tarrant | 41.40 |
| Arlington Classics Academy | Arlington | Tarrant | 41.18 |
| Premier High School of Arlington | Arlington | Tarrant | 40.77 |
| Willis Lane Elementary School | Keller | Tarrant | 40.41 |
| Don T. Durham Intermediate | Southlake | Tarrant | 39.75 |
| Texas School of the Arts | Edgecliff Village | Tarrant | 39.18 |
| Detention Center | Grand Prairie | Tarrant | 39.09 |
| Ann Brock Elementary School at Oak Grove | Burleson | Tarrant | 38.80 |
| Eagle Mountain Elementary School | Fort Worth | Tarrant | 38.74 |
| W.E. Hoover Elementary School | Azle | Tarrant | 38.68 |
| IL Texas Arlington Primary/ Middle School | Arlington | Tarrant | 38.29 |
| Texans CAN Academy - FW West Creek | Fort Worth | Tarrant | 38.10 |
| IL Texas Grand Prairie Elementary/ Middle | Grand Prairie | Tarrant | 37.87 |
| Arlington Classics Academy - Middle School | Arlington | Tarrant | 37.43 |

| SCHOOLNAME | CITY | COUNTY | Traffic Safety Score |
|--|---------------|---------|----------------------|
| Dagget Montessori | Fort Worth | Tarrant | 37.01 |
| Tarrant CO College South/Fort Worth Collegiate High School | Fort Worth | Tarrant | 36.94 |
| Marilyn J. Miller Elementary School | Fort Worth | Tarrant | 36.48 |
| Uplift Summit International Primary/ Middle/ High School | Arlington | Tarrant | 36.43 |
| Manara STEM Academy - Arlington | Arlington | Tarrant | 36.31 |
| Uplift Meridian School | Fort Worth | Tarrant | 35.67 |
| Trinity Basin Preparatory | Grand Prairie | Tarrant | 35.60 |
| IL Texas Keller Primary/ Middle | Keller | Tarrant | 35.01 |
| Texas Leadership of Arlington | Arlington | Tarrant | 34.88 |
| Newman International Academy - Mansfield | Mansfield | Tarrant | 34.72 |
| Uplift Mighty Primary/ Middle/ High School | Fort Worth | Tarrant | 34.68 |
| Winfree Academy - Grand Prairie | Grand Prairie | Tarrant | 34.67 |
| H.F. Stevens Middle School | Crowley | Tarrant | 34.61 |
| Woodland Springs Elementary School | Fort Worth | Tarrant | 34.57 |
| Santo Forte Junior High School | Azle | Tarrant | 34.28 |
| Greenbriar Elementary School | Fort Worth | Tarrant | 34.20 |
| Nancy Neal Elementary School | Mansfield | Tarrant | 34.19 |
| Elkins Elementary | Fort Worth | Tarrant | 33.99 |
| W.M. Green Elementary School | Fort Worth | Tarrant | 33.98 |
| David K Sellars Elementary School | Fort Worth | Tarrant | 33.96 |
| I.M. Terrell Elementary School | Fort Worth | Tarrant | 33.40 |
| Seminary Hills Park Elementary School | Fort Worth | Tarrant | 33.29 |
| I.M. Terrell Academy For Stem And VPA | Fort Worth | Tarrant | 33.27 |
| Elizabeth Smith Elementary School | Mansfield | Tarrant | 33.23 |
| Joy James Elementary School | Fort Worth | Tarrant | 33.01 |
| Fort Worth Can Academy | Fort Worth | Tarrant | 32.93 |
| Tarver-Rendon Elementary School | Burleson | Tarrant | 32.80 |
| Premier High School of Fort Worth | Fort Worth | Tarrant | 32.72 |
| Glenn Harmon Elementary School | Arlington | Tarrant | 32.29 |
| Lucyle Collins Middle School | Fort Worth | Tarrant | 31.85 |
| Keller Early Learning Center - South | Keller | Tarrant | 31.40 |
| Maudie Walton Elementary School | Fort Worth | Tarrant | 31.39 |
| Chisholm Trail Intermediate | Fort Worth | Tarrant | 31.39 |
| Fort Worth Academy of Fine Arts | Fort Worth | Tarrant | 31.27 |
| West Handley Elementary School | Fort Worth | Tarrant | 31.25 |
| Jean McClung Middle School | Fort Worth | Tarrant | 31.22 |
| Fitzgerald Elementary School | Arlington | Tarrant | 31.21 |
| Idea Rise College Preparatory | Benbrook | Tarrant | 31.13 |

| SCHOOLNAME | CITY | COUNTY | Traffic Safety Score |
|--|----------------------|---------|----------------------|
| Willoughby House | Fort Worth | Tarrant | 31.10 |
| Como Montessori | Fort Worth | Tarrant | 31.04 |
| Western Hills High School | Benbrook | Tarrant | 31.00 |
| Idea Rise Academy | Benbrook | Tarrant | 30.97 |
| Sherrod Elementary School | Arlington | Tarrant | 30.97 |
| Jo Kelly Special Education | Fort Worth | Tarrant | 30.93 |
| Ridglea Hills Elementary School | Fort Worth | Tarrant | 30.88 |
| Boulevard Heights | Fort Worth | Tarrant | 30.87 |
| Vista Ridge Middle School | Fort Worth | Tarrant | 30.83 |
| Shady Oaks Elementary School | Hurst | Tarrant | 30.78 |
| Dunbar High School | Fort Worth | Tarrant | 30.77 |
| Holiday Heights Elementary School | North Richland Hills | Tarrant | 30.71 |
| IL Texas East Fort Worth Elementary/ Middle School | Fort Worth | Tarrant | 30.69 |
| North Riverside Elementary School | Fort Worth | Tarrant | 30.68 |
| Charles Nash Elementary School | Fort Worth | Tarrant | 30.55 |
| Chapel Hill Academy | Fort Worth | Tarrant | 30.52 |
| Remyse Elementary School | Grand Prairie | Tarrant | 30.51 |
| Burton Hill Elementary School | Fort Worth | Tarrant | 30.48 |
| Brewer Middle School | White Settlement | Tarrant | 30.43 |
| Middle Level Learning Center | Fort Worth | Tarrant | 30.41 |
| East Fort Worth Montessori Academy | Fort Worth | Tarrant | 30.39 |
| Basswood Elementary School | Fort Worth | Tarrant | 30.21 |
| Viridian Elementary School | Arlington | Tarrant | 30.15 |
| Marine Creek Collegiate High School | Fort Worth | Tarrant | 30.03 |
| Versia Williams Elementary School | Fort Worth | Tarrant | 29.96 |
| Mansfield Timberview High School | Arlington | Tarrant | 29.94 |
| Meadowcreek Elementary School | Fort Worth | Tarrant | 29.87 |
| Kennedale High School | Kennedale | Tarrant | 29.84 |
| Ditto Elementary School | Arlington | Tarrant | 29.80 |
| Parkview Elementary School | Fort Worth | Tarrant | 29.78 |
| Carroll Peak Elementary School | Fort Worth | Tarrant | 29.73 |
| Elmer C Watson High School | Fort Worth | Tarrant | 29.71 |
| Janet Brockett Elementary School | Arlington | Tarrant | 29.61 |
| Green Valley Elementary School | North Richland Hills | Tarrant | 29.43 |
| Oakmont Elementary School | Fort Worth | Tarrant | 29.38 |
| Corey Academy of Dual Language and Fine Arts | Arlington | Tarrant | 29.36 |
| Thelma Jones Elementary School | Arlington | Tarrant | 29.29 |

| SCHOOLNAME | CITY | COUNTY | Traffic Safety Score |
|--|---------------|---------|----------------------|
| Carroll Middle School | Southlake | Tarrant | 29.27 |
| Lake Pointe Elementary School | Fort Worth | Tarrant | 29.20 |
| The Children's Courtyard of Alliance | Fort Worth | Tarrant | 29.06 |
| Linda Jobe Middle School | Mansfield | Tarrant | 28.94 |
| J.A. Hargrave Elementary School | Fort Worth | Tarrant | 28.76 |
| Chisholm Trail High School | Fort Worth | Tarrant | 28.71 |
| Judy Miller Elementary School | Mansfield | Tarrant | 28.68 |
| Walnut Creek Elementary School | Azle | Tarrant | 28.61 |
| Bedford Heights Elementary School | Bedford | Tarrant | 28.58 |
| The Phoenix Academy | Mansfield | Tarrant | 28.52 |
| Sarah Hollenstein Career and Technology Center | Fort Worth | Tarrant | 28.40 |
| Westpark Elementary School | Benbrook | Tarrant | 28.35 |
| Chisholm Ridge Elementary School | Fort Worth | Tarrant | 28.29 |
| Robert H. Rockenbaugh Elementary School | Southlake | Tarrant | 28.26 |
| Trinity Meadows Intermediate | Fort Worth | Tarrant | 28.12 |
| Trinity Springs Middle School | Fort Worth | Tarrant | 28.09 |
| Shady Grove Elementary School | Keller | Tarrant | 28.06 |
| Turning Point Alter High School | Arlington | Tarrant | 28.03 |
| Lone Star Elementary School | Keller | Tarrant | 28.00 |
| Willie Brown Elementary School | Mansfield | Tarrant | 27.97 |
| IL Texas Arlington-Grand Prairie High School | Grand Prairie | Tarrant | 27.93 |
| IL Texas Saginaw Elementary/ Middle School | Saginaw | Tarrant | 27.92 |
| Keller-Harvel Elementary | Keller | Tarrant | 27.85 |
| Marine Creek Middle School | Fort Worth | Tarrant | 27.85 |
| Benbrook Elementary School | Benbrook | Tarrant | 27.85 |
| Benbrook M - High School | Benbrook | Tarrant | 27.81 |
| Dozier Elementary School | Fort Worth | Tarrant | 27.79 |
| Boswell High School | Fort Worth | Tarrant | 27.51 |
| Bess Race Elementary School | Crowley | Tarrant | 27.50 |
| Carl E. Schluter Elementary School | Fort Worth | Tarrant | 27.50 |
| Creekview Middle School | Fort Worth | Tarrant | 27.48 |
| Eagle Heights Elementary School | Fort Worth | Tarrant | 27.44 |
| Morningside Middle School | Fort Worth | Tarrant | 27.42 |
| Brewer High School | Fort Worth | Tarrant | 27.29 |
| Edward J. Briscoe Elementary School | Fort Worth | Tarrant | 27.16 |
| Liberty Elementary School - Azle | Azle | Tarrant | 27.13 |
| Senedra Ranch Elementary School | Fort Worth | Tarrant | 27.06 |
| Hill Elementary School | Arlington | Tarrant | 26.90 |
| Hidden Lakes Elementary School | Keller | Tarrant | 26.85 |

| SCHOOLNAME | CITY | COUNTY | Traffic Safety Score |
|---|-------------------------|---------|----------------------------|
| Charlotte Anderson Elementary School | Arlington | Tarrant | 26.82 |
| Sonny & Allegra Nance Elementary School | Fort Worth | Tarrant | 26.63 |
| Crow Elementary School | Arlington | Tarrant | 26.14 |
| Rufino Mendoza Sr. Elementary School | Fort Worth | Tarrant | 25.76 |
| Luela Merrett Elementary School | Fort Worth | Tarrant | 25.74 |
| Bowie High School | Arlington | Tarrant | 25.67 |
| Berry Elementary School | Arlington | Tarrant | 25.51 |
| Metro Opportunity High School | Fort Worth | Tarrant | 25.45 |
| Peach Elementary School | Arlington | Tarrant | 25.37 |
| Kenneth Davis Elementary School | Arlington | Tarrant | 25.35 |
| Lily B. Clayton Elementary School | Fort Worth | Tarrant | 25.25 |
| Atherton Elementary School | Arlington | Tarrant | 25.19 |
| Fossil Hill Middle School | Fort Worth | Tarrant | 25.16 |
| Mitchell Boulevard Elementary School | Fort Worth | Tarrant | 25.14 |
| Blanton Elementary School | Arlington | Tarrant | 24.93 |
| Johns Elementary School | Arlington | Tarrant | 24.89 |
| John T. White Elementary School | Fort Worth | Tarrant | 24.87 |
| Walker Creek Elementary School | North Richland Hills | Tarrant | 24.81 |
| Roark Elementary School | Arlington | Tarrant | 24.78 |
| Carter Junior High School | Arlington | Tarrant | 24.77 |
| Fossil Ridge High School | Fort Worth | Tarrant | 24.72 |
| Carter Park Elementary School | Fort Worth | Tarrant | 24.63 |
| Goodman Elementary School | Arlington | Tarrant | 24.53 |
| Hubbard Heights Elementary School | Fort Worth | Tarrant | 24.52 |
| Richard J Wilson Elementary School | Fort Worth | Tarrant | 24.52 |
| Dora E. Nichols Junior High School | Arlington | Tarrant | 24.30 |
| Adams Elementary School | Arlington | Tarrant | 24.27 |
| Remington Point Elementary School | Fort Worth | Tarrant | 24.26 |
| Lynn Hale Elementary School | Arlington | Tarrant | 24.23 |
| Speer Elementary School | Arlington | Tarrant | 24.14 |
| Jackie Carden Elementary School | Fort Worth | Tarrant | 24.14 |
| Amos Elementary School | Arlington | Tarrant | 24.10 |
| Knox Elementary School | Arlington | Tarrant | 24.09 |
| Thornton Elementary School | Arlington | Tarrant | 24.03 |
| Rankin Elementary School | Arlington | Tarrant | 23.98 |
| Parkwood Hill Intermediate | Fort Worth | Tarrant | 23.95 |
| Morton Elementary School | Arlington | Tarrant | 23.95 |
| Foster Elementary School | Arlington | Tarrant | 23.92 |

| SCHOOLNAME | CITY | COUNTY | Traffic Safety Score |
|--|---------------|---------|----------------------|
| Paul Laurence Dunbar Young Men's Leadership Academy | Fort Worth | Tarrant | 23.90 |
| Jones Academy of Fine Arts and Dual Language | Arlington | Tarrant | 23.89 |
| Arlington ISD Dan Dipert Career and Technical Center | Arlington | Tarrant | 23.89 |
| Roquemore Elementary School | Arlington | Tarrant | 23.86 |
| Sam Houston High School | Arlington | Tarrant | 23.84 |
| River Trails Elementary School | Fort Worth | Tarrant | 23.79 |
| Webb Elementary School | Arlington | Tarrant | 23.78 |
| Martha Reid Elementary School | Arlington | Tarrant | 23.77 |
| Mansfield Legacy High School | Mansfield | Tarrant | 23.71 |
| J.M. Farrell Elementary | Grand Prairie | Tarrant | 23.68 |
| Polytechnic High School | Fort Worth | Tarrant | 23.63 |
| Oaklawn Elementary School | Fort Worth | Tarrant | 23.62 |
| Christene C. Moss Elementary School | Fort Worth | Tarrant | 23.44 |
| Arlington College and Career High School | Arlington | Tarrant | 23.36 |
| A M Pate Elementary School | Fort Worth | Tarrant | 23.31 |
| Crouch Elementary School | Grand Prairie | Tarrant | 23.31 |
| Insights Learning Center | Fort Worth | Tarrant | 23.23 |
| Fort Worth Regional Day School for the Deaf | Fort Worth | Tarrant | 23.17 |
| Van Zandt-Guinn Elementary School | Fort Worth | Tarrant | 23.14 |
| Dolores Huerta Elementary School | Fort Worth | Tarrant | 23.10 |
| Gunn Junior High School | Arlington | Tarrant | 23.04 |
| William James Middle School | Fort Worth | Tarrant | 23.01 |
| Women's Haven | Fort Worth | Tarrant | 23.01 |
| District Wide Elementary School | Fort Worth | Tarrant | 23.01 |
| S.S. Dillow Elementary School | Fort Worth | Tarrant | 22.87 |
| Workman Junior High School | Arlington | Tarrant | 22.82 |
| Carol Holt Elementary School | Arlington | Tarrant | 22.78 |
| Sycamore Elementary School | Fort Worth | Tarrant | 22.77 |
| Burgin Elementary School | Arlington | Tarrant | 22.69 |
| Patrick Elementary School | Grand Prairie | Tarrant | 22.68 |
| Milton L. Kirkpatrick Elementary School | Fort Worth | Tarrant | 22.67 |
| Pre-K Satellite Centers/ Bridge Association | Fort Worth | Tarrant | 22.64 |
| Tarrant Youth Recovery | Fort Worth | Tarrant | 22.64 |
| North Crowley 9th Grade | Fort Worth | Tarrant | 22.62 |
| Anderson Elementary School | Arlington | Tarrant | 22.58 |
| Rosemont 6th Grade | Fort Worth | Tarrant | 22.58 |
| Kirkpatrick Middle School | Fort Worth | Tarrant | 22.56 |
| Arlington High School | Arlington | Tarrant | 22.54 |

| SCHOOLNAME | CITY | COUNTY | Traffic Safety Score |
|--|---------------|---------|----------------------|
| Northside High School | Fort Worth | Tarrant | 22.48 |
| South Davis Elementary School | Arlington | Tarrant | 22.35 |
| Florence Elementary School | Southlake | Tarrant | 22.32 |
| South Hills Elementary School | Fort Worth | Tarrant | 22.31 |
| Washington Heights Elementary School | Fort Worth | Tarrant | 22.27 |
| McLean Middle School | Fort Worth | Tarrant | 22.26 |
| Springdale Elementary School | Fort Worth | Tarrant | 22.22 |
| McNutt Elementary School | Arlington | Tarrant | 22.22 |
| Sunrise - McMillan Elementary School | Fort Worth | Tarrant | 22.21 |
| Swift Elementary School | Arlington | Tarrant | 22.18 |
| Alice Contreras Elementary School | Fort Worth | Tarrant | 22.12 |
| Jane Robin Ellis Elementary School | Arlington | Tarrant | 22.11 |
| Sam Rosen Elementary School | Fort Worth | Tarrant | 22.04 |
| Bonnie Brae Elementary School | Fort Worth | Tarrant | 22.00 |
| Williams Elementary School | Arlington | Tarrant | 21.99 |
| Truett Wilson Middle School | Fort Worth | Tarrant | 21.95 |
| East Handley Elementary School | Fort Worth | Tarrant | 21.94 |
| Short Elementary School | Arlington | Tarrant | 21.87 |
| High Point Academy | Fort Worth | Tarrant | 21.80 |
| South Hi Mount Elementary School | Fort Worth | Tarrant | 21.77 |
| Richard Milburn Academy | Fort Worth | Tarrant | 21.77 |
| Turning Point Alter Junior High School | Arlington | Tarrant | 21.70 |
| Applied Learning Academy | Fort Worth | Tarrant | 21.67 |
| International Newcomer Academy | Fort Worth | Tarrant | 21.67 |
| Glencrest 6th Grade | Fort Worth | Tarrant | 21.67 |
| Monnig Middle School | Fort Worth | Tarrant | 21.57 |
| Wilshire Elementary School | Eules | Tarrant | 21.57 |
| West Elementary School - Grand Prairie | Grand Prairie | Tarrant | 21.56 |
| Starrett Elementary School | Grand Prairie | Tarrant | 21.54 |
| Western Hills Primary | Fort Worth | Tarrant | 21.50 |
| Wood Elementary School | Arlington | Tarrant | 21.47 |
| Clifford Davis Elementary School | Fort Worth | Tarrant | 21.41 |
| Westcreek Elementary School | Fort Worth | Tarrant | 21.41 |
| Riverside Applied Learning Center | Fort Worth | Tarrant | 21.40 |
| Excel Center - Fort Worth | Fort Worth | Tarrant | 21.40 |
| Success High School | Fort Worth | Tarrant | 21.38 |
| Trimble Technical High School | Fort Worth | Tarrant | 21.38 |
| Mary Louise Phillips Elementary School | Fort Worth | Tarrant | 21.37 |
| Texas Academy of Biomedical Sciences | Fort Worth | Tarrant | 21.35 |

| SCHOOLNAME | CITY | COUNTY | Traffic Safety Score |
|--|----------------------|---------|----------------------|
| Stripling Middle School | Fort Worth | Tarrant | 21.35 |
| Wimbish Elementary School | Arlington | Tarrant | 21.30 |
| Gene A. Buinger Career & Technical Education Academy | Bedford | Tarrant | 21.30 |
| Trinity High School | Eules | Tarrant | 21.27 |
| Bruce Shulkey Elementary School | Fort Worth | Tarrant | 21.25 |
| Wedgwood 6th Grade | Fort Worth | Tarrant | 21.23 |
| Lakewood Elementary School | Eules | Tarrant | 21.23 |
| Meadow Creek Elementary School | Bedford | Tarrant | 21.19 |
| Bryant Elementary School | Arlington | Tarrant | 21.19 |
| Meacham Middle School | Fort Worth | Tarrant | 21.11 |
| Atwood McDonald Elementary School | Fort Worth | Tarrant | 21.11 |
| Venture High School Newcomer Center | Arlington | Tarrant | 21.10 |
| Hurst Hills Elementary School | Hurst | Tarrant | 21.08 |
| O.D. Wyatt High School | Fort Worth | Tarrant | 21.04 |
| Sagamore Hill Elementary School | Fort Worth | Tarrant | 21.02 |
| Harmony Science Academy Fort Worth | Fort Worth | Tarrant | 21.02 |
| M.H. Moore Elementary | Fort Worth | Tarrant | 20.99 |
| L.D. Bell High School | Hurst | Tarrant | 20.91 |
| Diamond Hill-Jarvis High School | Fort Worth | Tarrant | 20.90 |
| Bell Manor Elementary | Bedford | Tarrant | 20.87 |
| Eastern Hills High School | Fort Worth | Tarrant | 20.86 |
| Harwood Junior High School | Bedford | Tarrant | 20.86 |
| West Birdville Elementary School | Haltom City | Tarrant | 20.85 |
| North Richland Middle School | North Richland Hills | Tarrant | 20.82 |
| Butler Elementary School | Arlington | Tarrant | 20.79 |
| Jack C Binion Elementary School | Richland Hills | Tarrant | 20.77 |
| South Hills High School | Fort Worth | Tarrant | 20.77 |
| Snow Heights Elementary School | North Richland Hills | Tarrant | 20.68 |
| Harlean Beal Elementary School | Fort Worth | Tarrant | 20.60 |
| H.V. Helbing Elementary | Fort Worth | Tarrant | 20.56 |
| Academy at C.F. Thomas | North Richland Hills | Tarrant | 20.54 |
| J.T. Stevens Elementary School | Fort Worth | Tarrant | 20.52 |
| Eastern Hills Elementary School | Fort Worth | Tarrant | 20.49 |
| Natha Howell Elementary | Fort Worth | Tarrant | 20.49 |
| Glen Park Elementary School | Fort Worth | Tarrant | 20.48 |
| E. Ray Elementary School | Fort Worth | Tarrant | 20.47 |
| Cesar Chavez | Fort Worth | Tarrant | 20.43 |

| SCHOOLNAME | CITY | COUNTY | Traffic Safety Score |
|---|----------------------|---------|----------------------|
| V.R. Eaton High School | Fort Worth | Tarrant | 20.41 |
| Midway Park Elementary School | Eules | Tarrant | 20.40 |
| Donna Park Elementary School | Hurst | Tarrant | 20.39 |
| Arlington Heights High School | Fort Worth | Tarrant | 20.34 |
| Oakwood Terrace Elementary School | Eules | Tarrant | 20.34 |
| Sunset Valley Elementary School | Fort Worth | Tarrant | 20.33 |
| Brooks Wester Middle School | Mansfield | Tarrant | 20.26 |
| West Hurst Elementary School | Hurst | Tarrant | 20.25 |
| Shady Brook Elementary School | Bedford | Tarrant | 20.24 |
| Key Elementary School | Arlington | Tarrant | 20.23 |
| Duff Elementary School | Arlington | Tarrant | 20.17 |
| Heritage Elementary School - Fort Worth | Fort Worth | Tarrant | 20.15 |
| Timberview Middle School | Keller | Tarrant | 20.12 |
| Keller Early Learning Center North | Keller | Tarrant | 20.12 |
| Asa Low Intermediate | Mansfield | Tarrant | 20.12 |
| Como Elementary School | Fort Worth | Tarrant | 20.11 |
| Roberta Tipps Elementary School | Mansfield | Tarrant | 20.10 |
| Parkway Elementary School | Fort Worth | Tarrant | 20.05 |
| J.L. Boren Elementary School | Mansfield | Tarrant | 20.04 |
| W.J. Turner Elementary School | Fort Worth | Tarrant | 20.04 |
| Wedgwood Middle School | Fort Worth | Tarrant | 20.03 |
| Tanglewood Elementary School | Fort Worth | Tarrant | 20.03 |
| Richland High School | North Richland Hills | Tarrant | 19.99 |
| Spring Garden Elementary School | Bedford | Tarrant | 19.95 |
| Bluebonnet Elementary School | Fort Worth | Tarrant | 19.93 |
| McLean 6th Grade | Fort Worth | Tarrant | 19.92 |
| World Languages Institute | Fort Worth | Tarrant | 19.86 |
| Bill J. Elliott Elementary | Fort Worth | Tarrant | 19.86 |
| Western Hills Elementary School | Fort Worth | Tarrant | 19.84 |
| Bebensee Elementary School | Arlington | Tarrant | 19.80 |
| John D Spicer Elementary School | Haltom City | Tarrant | 19.77 |
| South Eules Elementary School | Eules | Tarrant | 19.75 |
| Eules Junior High School | Eules | Tarrant | 19.74 |
| Larson Elementary School | Grand Prairie | Tarrant | 19.74 |
| Pope Elementary School | Arlington | Tarrant | 19.72 |
| Arlington Collegiate High School | Arlington | Tarrant | 19.69 |
| Lowery Road | Fort Worth | Tarrant | 19.69 |
| Bear Creek Elementary School | Eules | Tarrant | 19.68 |
| De Zavala Elementary School | Fort Worth | Tarrant | 19.65 |

| SCHOOLNAME | CITY | COUNTY | Traffic Safety Score |
|--------------------------------------|----------------------|---------|----------------------|
| Stonegate Elementary School | Bedford | Tarrant | 19.61 |
| Bedford Junior High School | Bedford | Tarrant | 19.60 |
| W.A. Porter Elementary School | Hurst | Tarrant | 19.59 |
| Imogene Gideon Elementary School | Arlington | Tarrant | 19.55 |
| Judy Hajek Elementary School | Burleson | Tarrant | 19.54 |
| Watauga Elementary School | Watauga | Tarrant | 19.52 |
| Southwest High School | Fort Worth | Tarrant | 19.52 |
| Kennedale Junior High School | Kennedale | Tarrant | 19.51 |
| Pearcy Elementary School | Arlington | Tarrant | 19.49 |
| Boles Junior High School | Arlington | Tarrant | 19.47 |
| Crowley Middle School | Fort Worth | Tarrant | 19.46 |
| Little Elementary School | Arlington | Tarrant | 19.46 |
| Jack Taylor Elementary School | Burleson | Tarrant | 19.44 |
| Seguin High School | Arlington | Tarrant | 19.43 |
| North Euless Elementary School | Euless | Tarrant | 19.43 |
| North Oaks Middle School | Haltom City | Tarrant | 19.39 |
| Mansfield Summit High School | Arlington | Tarrant | 19.38 |
| Leonard Middle School | Fort Worth | Tarrant | 19.38 |
| Moore Elementary School | Arlington | Tarrant | 19.38 |
| Barnett Junior High School | Arlington | Tarrant | 19.36 |
| Central Junior High School | Euless | Tarrant | 19.34 |
| Ashworth Elementary School | Arlington | Tarrant | 19.32 |
| Castleberry High School | Fort Worth | Tarrant | 19.32 |
| Richland Middle School | Richland Hills | Tarrant | 19.24 |
| Greenfield Elementary School | Fort Worth | Tarrant | 19.22 |
| Deer Creek Elementary School | Crowley | Tarrant | 19.21 |
| D.P. Morris Elementary School | Arlington | Tarrant | 19.20 |
| Bette Perot Elementary School | Fort Worth | Tarrant | 19.19 |
| Beckham Elementary School | Arlington | Tarrant | 19.19 |
| Alice Ponder Elementary School | Mansfield | Tarrant | 19.18 |
| Eagle Ridge Elementary School | Fort Worth | Tarrant | 19.14 |
| Colleyville Heritage High School | Colleyville | Tarrant | 19.14 |
| Alliene Mullendore Elementary School | North Richland Hills | Tarrant | 19.11 |
| Cannon Elementary School | Grapevine | Tarrant | 19.11 |
| Ousley Junior High School | Arlington | Tarrant | 19.09 |
| Hurst Junior High School | Hurst | Tarrant | 19.08 |
| Louise Cabaniss Elementary School | Grand Prairie | Tarrant | 19.07 |
| Fine Arts Academy | White Settlement | Tarrant | 19.03 |
| Haltom High School | Haltom City | Tarrant | 19.02 |

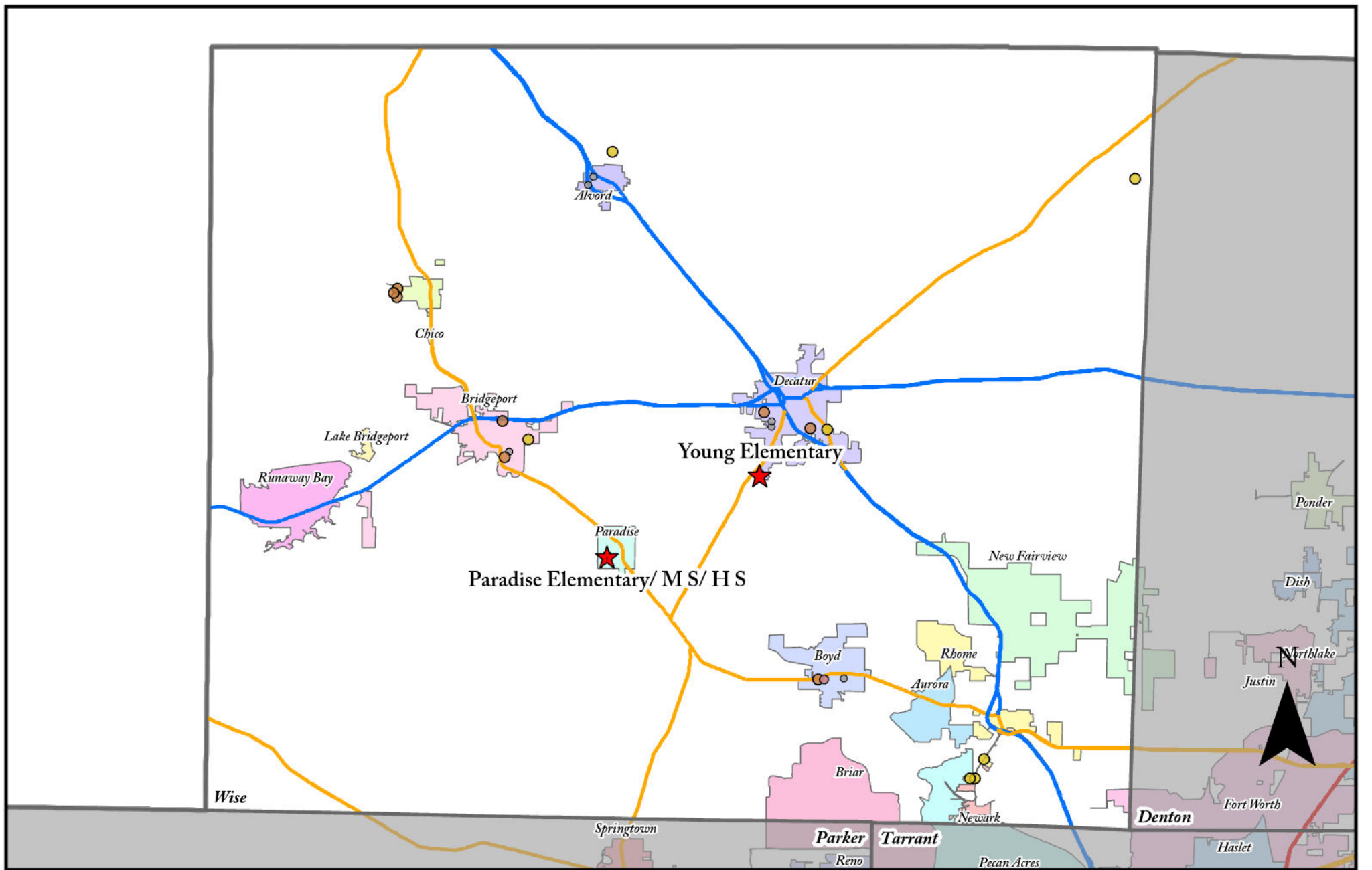
| SCHOOLNAME | CITY | COUNTY | Traffic Safety Score |
|--|----------------------|---------|----------------------|
| Prairie Vista Middle School | Fort Worth | Tarrant | 19.00 |
| Comanche Springs Elementary School | Fort Worth | Tarrant | 19.00 |
| Birdville High School | North Richland Hills | Tarrant | 18.97 |
| Miller Elementary School | Arlington | Tarrant | 18.96 |
| Roy Johnson 6th Grade Campus | Fort Worth | Tarrant | 18.96 |
| Freedom Elementary School | Fort Worth | Tarrant | 18.95 |
| Heritage Elementary School - Grapevine | Grapevine | Tarrant | 18.93 |
| Mansfield High School | Mansfield | Tarrant | 18.92 |
| Keys High School | Eules | Tarrant | 18.91 |
| Harrison Lane Elementary School | Hurst | Tarrant | 18.91 |
| L.A. Gilliland Elementary School | Fort Worth | Tarrant | 18.90 |
| Caprock Elementary School | Fort Worth | Tarrant | 18.88 |
| Liberty Elementary School - White Settlement | White Settlement | Tarrant | 18.87 |
| Dan Powell Intermediate | Fort Worth | Tarrant | 18.80 |
| David L. Walker Intermediate | Fort Worth | Tarrant | 18.80 |
| Marsh Middle School | Fort Worth | Tarrant | 18.79 |
| Della Icenhower Intermediate | Arlington | Tarrant | 18.77 |
| Independence Elementary School | Fort Worth | Tarrant | 18.77 |
| Bellaire Elementary | Hurst | Tarrant | 18.76 |
| James Coble Middle School | Arlington | Tarrant | 18.75 |
| Shackelford Junior High School | Arlington | Tarrant | 18.74 |
| Dove Elementary School | Grapevine | Tarrant | 18.73 |
| Hazel Harvey Peace Elementary | Fort Worth | Tarrant | 18.72 |
| Grapevine Elementary School | Grapevine | Tarrant | 18.72 |
| Northbrook Elementary School | Fort Worth | Tarrant | 18.72 |
| Silver Lake Elementary School | Grapevine | Tarrant | 18.67 |
| Jack D Johnson Elementary School | Southlake | Tarrant | 18.67 |
| Bear Creek Intermediate | Keller | Tarrant | 18.66 |
| Mansfield Frontier High School | Mansfield | Tarrant | 18.64 |
| Central High School | Fort Worth | Tarrant | 18.63 |
| North Crowley High School | Fort Worth | Tarrant | 18.62 |
| Haltom Middle School | Haltom City | Tarrant | 18.56 |
| Richland Elementary School | Richland Hills | Tarrant | 18.55 |
| Saginaw Elementary School | Saginaw | Tarrant | 18.53 |
| T.A. Howard Middle School | Arlington | Tarrant | 18.52 |
| James Martin High School | Arlington | Tarrant | 18.51 |
| Harmony School of Innovation | Fort Worth | Tarrant | 18.50 |
| Cross Timbers Intermediate | Arlington | Tarrant | 18.49 |
| George Dawson Middle School | Southlake | Tarrant | 18.47 |

| SCHOOLNAME | CITY | COUNTY | Traffic Safety Score |
|---|-------------|---------|----------------------|
| Keller Learning Center | Keller | Tarrant | 18.47 |
| Donna Shepard Intermediate | Mansfield | Tarrant | 18.45 |
| Eubanks Intermediate | Southlake | Tarrant | 18.45 |
| Idea Achieve College Preparatory | Haltom City | Tarrant | 18.44 |
| Erma Nash Elementary School | Mansfield | Tarrant | 18.39 |
| Dallas Park Elementary School | Fort Worth | Tarrant | 18.37 |
| Watauga Middle School | Watauga | Tarrant | 18.36 |
| W.T. Francisco Elementary School | Haltom City | Tarrant | 18.34 |
| Dunn Elementary School | Arlington | Tarrant | 18.33 |
| Rogene Worley Middle School | Mansfield | Tarrant | 18.32 |
| Ed Willkie Middle School | Fort Worth | Tarrant | 18.29 |
| Glenhope Elementary School | Colleyville | Tarrant | 18.29 |
| Blue Haze Elementary School | Fort Worth | Tarrant | 18.28 |
| Azle High School | Azle | Tarrant | 18.27 |
| Idea Achieve Academy | Haltom City | Tarrant | 18.27 |
| Saginaw High School | Saginaw | Tarrant | 18.24 |
| Heritage Middle School | Colleyville | Tarrant | 18.24 |
| Mary Harris Intermediate | Fort Worth | Tarrant | 18.24 |
| Handley Middle School | Fort Worth | Tarrant | 18.18 |
| S.H. Crowley Intermediate | Crowley | Tarrant | 18.17 |
| O.A. Peterson Elementary School | Fort Worth | Tarrant | 18.17 |
| O.C. Taylor Elementary School | Colleyville | Tarrant | 18.16 |
| Whitley Road Elementary School | Watauga | Tarrant | 18.14 |
| Young Junior High School | Arlington | Tarrant | 18.10 |
| O.H. Stowe Elementary School | Haltom City | Tarrant | 18.09 |
| Bailey Junior High School | Arlington | Tarrant | 18.05 |
| Grace E. Hardeman Elementary School | Watauga | Tarrant | 18.04 |
| David E. Smith Elementary School | Haltom City | Tarrant | 18.03 |
| R.F. Patterson Elementary School | Arlington | Tarrant | 18.03 |
| Summer Creek Middle School | Fort Worth | Tarrant | 18.00 |
| Lake Worth High School | Lake Worth | Tarrant | 17.99 |
| Weldon Hafley Development Center | Saginaw | Tarrant | 17.98 |
| Cross Timbers Middle School | Grapevine | Tarrant | 17.98 |
| Mary Jo Sheppard Elementary School | Mansfield | Tarrant | 17.94 |
| Daggett Middle School | Fort Worth | Tarrant | 17.93 |
| Mary Orr Intermediate | Mansfield | Tarrant | 17.91 |
| Kennedale Alternative Education Program | Kennedale | Tarrant | 17.90 |
| James F. Delaney Elementary | Kennedale | Tarrant | 17.90 |
| The Olive Tree Montessori Academy | Fort Worth | Tarrant | 17.84 |

| SCHOOLNAME | CITY | COUNTY | Traffic Safety Score |
|---|----------------------|---------|----------------------|
| Keller Middle School | Keller | Tarrant | 17.83 |
| James A. Arthur Intermediate | Kennedale | Tarrant | 17.82 |
| Homebound | Haltom City | Tarrant | 17.79 |
| John and Polly Townley Elementary School | Rendon | Tarrant | 17.78 |
| Lizzie Curtis Elementary School | Fort Worth | Tarrant | 17.74 |
| Friendship Elementary School | Fort Worth | Tarrant | 17.73 |
| Walnut Grove Elementary School | Southlake | Tarrant | 17.69 |
| Haslet Elementary School | Haslet | Tarrant | 17.68 |
| Old Union Elementary School | Southlake | Tarrant | 17.68 |
| J C Thompson Elementary School | Fort Worth | Tarrant | 17.63 |
| Hillwood Middle School | Fort Worth | Tarrant | 17.58 |
| Sue Crouch Intermediate | Fort Worth | Tarrant | 17.56 |
| Wayside Middle School | Fort Worth | Tarrant | 17.55 |
| Smithfield Middle School | North Richland Hills | Tarrant | 17.50 |
| Daggett Elementary School | Fort Worth | Tarrant | 17.46 |
| Castleberry Elementary School | Fort Worth | Tarrant | 17.41 |
| Charles Baxter Junior High School | Fort Worth | Tarrant | 17.40 |
| Liberty Elementary School - Colleyville | Colleyville | Tarrant | 17.36 |
| Smithfield Elementary | North Richland Hills | Tarrant | 17.36 |
| Tannahill Intermediate | Fort Worth | Tarrant | 17.36 |
| Major Cheney Elementary School at South Birdville | Haltom City | Tarrant | 17.35 |
| Willow Creek Elementary School | Saginaw | Tarrant | 17.27 |
| Highland Middle School | Fort Worth | Tarrant | 17.26 |
| North Ridge Middle School | North Richland Hills | Tarrant | 17.23 |
| Bryson Elementary School | Fort Worth | Tarrant | 17.23 |
| Timber Creek High School | Fort Worth | Tarrant | 17.22 |
| Carroll High School | Southlake | Tarrant | 17.18 |
| Shannon High School | Haltom City | Tarrant | 17.18 |
| North Ridge Elementary School | North Richland Hills | Tarrant | 17.17 |
| Foster Village Elementary School | North Richland Hills | Tarrant | 17.11 |
| Carroll Senior High School | Southlake | Tarrant | 17.08 |
| High Country Elementary School | Fort Worth | Tarrant | 17.07 |
| Birdville Elementary School | Haltom City | Tarrant | 17.01 |
| Ridgeview Elementary School | Keller | Tarrant | 17.01 |
| Keller Center for Advanced Learning | Keller | Tarrant | 17.00 |
| Grapevine High School | Grapevine | Tarrant | 16.97 |

| SCHOOLNAME | CITY | COUNTY | Traffic Safety Score |
|---|------------------|---------|----------------------|
| Indian Springs Middle School | Keller | Tarrant | 16.97 |
| Crowley Special Education | Crowley | Tarrant | 16.95 |
| West Elementary School - White Settlement | White Settlement | Tarrant | 16.87 |
| Colleyville Middle School | Colleyville | Tarrant | 16.79 |
| Sidney H. Poynter Elementary School | Fort Worth | Tarrant | 16.76 |
| Timberline Elementary School | Grapevine | Tarrant | 16.72 |
| Azle Hornet Academy | Azle | Tarrant | 16.70 |
| Colleyville Elementary School | Colleyville | Tarrant | 16.68 |
| Bridges Accelerated Learning Center | Colleyville | Tarrant | 16.64 |
| Keller High School | Keller | Tarrant | 16.59 |
| Kay Granger Elementary School | Fort Worth | Tarrant | 16.51 |
| Carroll Elementary School | Southlake | Tarrant | 16.44 |
| Crowley High School | Crowley | Tarrant | 16.39 |
| Cora Spencer Elementary School | Grand Prairie | Tarrant | 16.39 |
| Crowley Learning Center | Crowley | Tarrant | 16.35 |
| Azle Elementary School | Azle | Tarrant | 16.33 |
| Crowley 9th Grade Campus | Crowley | Tarrant | 16.21 |
| Souder Elementary School | Everman | Tarrant | 16.17 |
| Anna May Daulton Elementary School | Grand Prairie | Tarrant | 16.16 |
| Mary Lillard Intermediate | Mansfield | Tarrant | 16.14 |
| Bransford Elementary School | Colleyville | Tarrant | 16.13 |
| Azle Junior High School South | Azle | Tarrant | 16.13 |
| Davis 9th Grade Center | Everman | Tarrant | 15.91 |
| North Elementary School | Fort Worth | Tarrant | 15.89 |
| Danny Jones Middle School | Mansfield | Tarrant | 15.87 |
| Everman Joe C Bean High School | Everman | Tarrant | 15.78 |
| Bishop Elementary School | Everman | Tarrant | 15.76 |
| Lake Ridge High School | Mansfield | Tarrant | 15.66 |
| George C. Clarke Elementary School | Fort Worth | Tarrant | 15.01 |
| Kookan Education Center | Arlington | Tarrant | 14.98 |
| Rosemont Park Elementary School | Fort Worth | Tarrant | 14.68 |
| Rosemont Middle School | Fort Worth | Tarrant | 14.61 |
| M.G. Ellis Primary School | Fort Worth | Tarrant | 14.08 |
| T.A. Sims Elementary School | Fort Worth | Tarrant | 13.71 |
| D. McRae Elementary School | Fort Worth | Tarrant | 13.63 |
| Oakhurst Elementary School | Fort Worth | Tarrant | 13.34 |
| Diamond Hill Elementary School | Fort Worth | Tarrant | 13.04 |
| Forest Oak Middle School | Fort Worth | Tarrant | 12.63 |
| Manuel Jara Elementary | Fort Worth | Tarrant | 12.47 |

| SCHOOLNAME | CITY | COUNTY | Traffic Safety Score |
|--|------------------|---------|----------------------|
| Riverside Middle School | Fort Worth | Tarrant | 12.30 |
| J.P. Elder Middle School | Fort Worth | Tarrant | 12.26 |
| Amon Carter-Riverside High School | Fort Worth | Tarrant | 12.19 |
| Paschal High School | Fort Worth | Tarrant | 12.19 |
| Meadowbrook Elementary School | Fort Worth | Tarrant | 11.81 |
| Meadowbrook Middle School | Fort Worth | Tarrant | 11.55 |
| Alice Carlson Applied Learning Center | Fort Worth | Tarrant | 11.34 |
| Lamar High School | Arlington | Tarrant | 11.18 |
| Westcliff Elementary School | Fort Worth | Tarrant | 10.90 |
| Woodway Elementary School | Fort Worth | Tarrant | 10.80 |
| North Hi Mount Elementary School | Fort Worth | Tarrant | 10.52 |
| Brewer Alternative Campus-MESA High School | White Settlement | Tarrant | 9.76 |
| N.A. Howry Intermediate | Lake Worth | Tarrant | 9.02 |
| Grapevine Middle School | Grapevine | Tarrant | 8.91 |
| Effie Morris Elementary School | Lake Worth | Tarrant | 8.88 |
| Reach High School | River Oaks | Tarrant | 8.78 |
| Truce Learning Center | Fort Worth | Tarrant | 8.75 |
| Hommel Elementary School | Everman | Tarrant | 7.71 |
| A.V. Cato Elementary School | Fort Worth | Tarrant | 7.54 |
| Everman Academy High School | Everman | Tarrant | 7.46 |



Wise County Transportation Analysis Final Scores

- ★ Top 2 Scores
- 20.61 - 26.46
- 14.45 - 20.60
- 37.07 - 59.01
- 26.47 - 37.06
- US Highway
- State Highway

0 5 10 Miles

| SCHOOLNAME | CITY | COUNTY | Traffic Safety Score |
|---|------------|--------|----------------------|
| Young Elementary School | Decatur | Wise | 51.06 |
| Paradise Elementary School, Intermediate, Junior High and High School | Paradise | Wise | 49.04 |
| Prairie View Elementary School | Rhome | Wise | 49.04 |
| Bridgeport High School | Bridgeport | Wise | 48.86 |
| Seven Hills Elementary School | Newark | Wise | 48.67 |
| Alvord Middle School | Alvord | Wise | 44.50 |
| Slidell Schools | Slidell | Wise | 44.25 |
| Carson Elementary School | Decatur | Wise | 44.10 |
| Chisholm Trail Middle School | Rhome | Wise | 38.58 |
| Boyd High School | Boyd | Wise | 33.54 |
| Bridgeport Elementary School | Bridgeport | Wise | 32.95 |
| Chico High School | Chico | Wise | 32.70 |
| Decatur High School | Decatur | Wise | 28.79 |
| Chico Middle School | Chico | Wise | 28.51 |
| Chico Elementary School | Chico | Wise | 27.60 |
| Bridgeport Intermediate | Bridgeport | Wise | 27.24 |
| Rann Elementary School | Decatur | Wise | 26.99 |
| Boyd Middle School and Intermediate | Boyd | Wise | 22.05 |
| Boyd Elementary School | Boyd | Wise | 17.48 |
| Decatur Intermediate | Decatur | Wise | 16.97 |
| Alvord Elementary School | Alvord | Wise | 16.86 |
| Alvord High School | Alvord | Wise | 16.86 |
| Bridgeport Middle School | Bridgeport | Wise | 16.38 |
| McCarroll Middle School | Decatur | Wise | 15.85 |

| SCHOOLNAME | CITY | COUNTY | Traffic Safety Score |
|--|--------------|--------|----------------------|
| Joe K. Bryant Elementary School | Anna | Collin | 54.29 |
| Anna High School | Anna | Collin | 53.18 |
| Leta Horn Smith Elementary School | Princeton | Collin | 53.14 |
| Frank McMillan Junior High School | Wylie | Collin | 51.74 |
| Judith L. Harlow Elementary School | Anna | Collin | 51.23 |
| Founders Classical Academy - Frisco | Frisco | Collin | 50.63 |
| Celina High School | Celina | Collin | 49.68 |
| Davis Elementary School - Royse City | Royse City | Collin | 49.18 |
| Harper Elementary School | Princeton | Collin | 49.13 |
| Light Farms Elementary School | Prosper | Collin | 49.10 |
| Donny O'Dell Elementary School | Celina | Collin | 48.96 |
| John A Baker Elementary School | McKinney | Collin | 44.89 |
| Harry McKillop Elementary School | Melissa | Collin | 44.89 |
| Davis Intermediate | Wylie | Collin | 44.66 |
| Naomi Press Elementary School | McKinney | Collin | 44.63 |
| NeSmith Elementary School | Lavon | Collin | 44.33 |
| George W. Bush Elementary School | St Paul | Collin | 44.22 |
| Melissa Ridge Intermediate | Melissa | Collin | 44.21 |
| Rogers Elementary School | Frisco | Collin | 39.85 |
| Achieve Academy | Wylie | Collin | 39.48 |
| Scott Elementary School | McKinney | Collin | 39.19 |
| Bill Hays Middle School | Frisco | Collin | 39.14 |
| Tadlock Elementary School | Frisco | Collin | 39.10 |
| The Goddard School for Early Childhood Development | McKinney | Collin | 38.92 |
| Southard Middle School | Princeton | Collin | 38.88 |
| Lowe Elementary School | Princeton | Collin | 38.88 |
| Farmersville Junior High School | Farmersville | Collin | 38.87 |
| Ralph and Mary Lynn Boyer Elementary School | Prosper | Collin | 38.72 |
| Lone Star Language Academy | Plano | Collin | 38.43 |
| Anna Middle School | Anna | Collin | 38.42 |
| Harmony Science Academy- Plano | Plano | Collin | 37.91 |
| McKinney High School | McKinney | Collin | 36.42 |
| Mary Evans Elementary School | Allen | Collin | 35.44 |
| Talley Elementary School | Frisco | Collin | 35.26 |
| Robert L Puster Elementary School | Fairview | Collin | 34.87 |
| Lizzie Nell Cundiff McClure Elementary School | McKinney | Collin | 34.58 |
| Dodd Elementary School | Wylie | Collin | 34.31 |
| Pearson Early Childhood | Plano | Collin | 34.10 |
| Ruth Cherry Intermediate | Royse City | Collin | 33.97 |

| SCHOOLNAME | CITY | COUNTY | Traffic Safety Score |
|---|------------|--------|----------------------|
| Wally Watkins Elementary School | Wylie | Collin | 33.96 |
| Legacy Preparatory Charter Academy | Plano | Collin | 33.88 |
| Spradley Elementary School | Frisco | Collin | 33.61 |
| Hickey Elementary School | Plano | Collin | 33.51 |
| Richardson Classical Academy | Richardson | Collin | 33.29 |
| Celina Primary School | Celina | Collin | 33.18 |
| Leland E. Edge Middle School | Nevada | Collin | 33.04 |
| Community High School | Nevada | Collin | 32.99 |
| Harrington Elementary School | Plano | Collin | 32.98 |
| Huffman Elementary School | Plano | Collin | 32.95 |
| Carpenter Middle School | Plano | Collin | 32.93 |
| McClendon Elementary School | Nevada | Collin | 32.89 |
| Harmony School of Innovation - Dallas | Dallas | Collin | 32.13 |
| Hospital/ Homebound | Dallas | Collin | 31.53 |
| Hughston Elementary School | Plano | Collin | 31.45 |
| Borchardt Elementary School | Plano | Collin | 31.43 |
| Carlisle Elementary School | Plano | Collin | 31.36 |
| Rose Haggar Elementary School | Dallas | Collin | 31.35 |
| Plano West Senior High School | Plano | Collin | 31.35 |
| W. E. Pete Ford Middle School | Allen | Collin | 31.12 |
| D. L. Rountree Elementary School | Allen | Collin | 31.06 |
| Beaty Early Childhood School | Plano | Collin | 31.04 |
| Riddle Elementary School | Plano | Collin | 30.99 |
| Hightower Elementary School | Plano | Collin | 30.95 |
| Daffron Elementary School | Plano | Collin | 30.77 |
| Jenny Preston Elementary School | Allen | Collin | 30.61 |
| Rice Middle School | Plano | Collin | 30.60 |
| Bert & Eloise Isbell Elementary School | Frisco | Collin | 30.60 |
| Jackson Elementary School | Plano | Collin | 30.56 |
| Max O Vaughan Elementary School | Allen | Collin | 30.44 |
| Albert & Iola Lee Davis Malvern Elementary School | McKinney | Collin | 30.24 |
| Hedgcoxe Elementary School | Plano | Collin | 30.23 |
| Mathews Elementary School | Plano | Collin | 30.17 |
| Wyatt Elementary School | Plano | Collin | 30.10 |
| Skaggs Elementary School | Plano | Collin | 30.04 |
| Claude Curtsinger Elementary School | Frisco | Collin | 29.96 |
| Anderson Elementary School | Plano | Collin | 29.95 |
| Saigling Elementary School | Plano | Collin | 29.85 |
| Allen High School | Allen | Collin | 29.84 |

| SCHOOLNAME | CITY | COUNTY | Traffic Safety Score |
|--|------------|--------|----------------------|
| Pat & Catherine Fowler Middle School | Plano | Collin | 29.84 |
| C. T. Eddins Elementary School | McKinney | Collin | 29.83 |
| Dr. E. T. Boon Elementary School | Allen | Collin | 29.83 |
| Serenity High School | McKinney | Collin | 29.83 |
| Wells Elementary School | Plano | Collin | 29.81 |
| Ereckson Middle School | Allen | Collin | 29.78 |
| Imagine International Academy of North Texas | McKinney | Collin | 29.77 |
| Early Childhood School | Frisco | Collin | 29.71 |
| Mooneyham Elementary School | McKinney | Collin | 29.69 |
| Beverly Elementary School | Allen | Collin | 29.68 |
| Elliott Elementary School | McKinney | Collin | 29.64 |
| Beverly Cheatham Elementary School | Allen | Collin | 29.63 |
| Centennial Elementary School | Plano | Collin | 29.60 |
| Larry D. Guinn Special Programs Center | Plano | Collin | 29.57 |
| Herman Lawson Early Childhood School | McKinney | Collin | 29.57 |
| Kerr Elementary School | Allen | Collin | 29.56 |
| Andrews Elementary School | Plano | Collin | 29.53 |
| Thomas Elementary School | Plano | Collin | 29.46 |
| Davis Elementary School | Plano | Collin | 29.42 |
| Slaughter Elementary School | McKinney | Collin | 29.37 |
| Spears Elementary School | Frisco | Collin | 29.36 |
| Taylor Elementary School | Plano | Collin | 29.34 |
| Bethany Elementary School | Plano | Collin | 29.33 |
| Barron Elementary School | Plano | Collin | 29.32 |
| Jose De Jesus and Maria Luisa Vega Elementary School | McKinney | Collin | 29.31 |
| Miller Elementary School | Richardson | Collin | 29.27 |
| McKinney Boyd High School | McKinney | Collin | 29.25 |
| Sue Evelyn Rattan Elementary School | Anna | Collin | 29.22 |
| Schimelpfenig Middle School | Plano | Collin | 29.19 |
| Hendrick Middle School | Plano | Collin | 29.16 |
| Frances E. Norton Elementary School | Allen | Collin | 29.14 |
| Lovejoy High School | Lucas | Collin | 29.07 |
| Billy Thompson Vandeventer Middle School | Frisco | Collin | 29.03 |
| Reuben Johnson Elementary School | McKinney | Collin | 28.92 |
| Staley Middle School | Frisco | Collin | 28.92 |
| Melissa High School | Melissa | Collin | 28.89 |
| Liscano Elementary School | Frisco | Collin | 28.84 |
| Roy Lee Walker Elementary School | McKinney | Collin | 28.79 |
| Jesse McGowen Elementary School | McKinney | Collin | 28.76 |

| SCHOOLNAME | CITY | COUNTY | Traffic Safety Score |
|--|------------|--------|----------------------|
| Rita Smith Elementary School | Wylie | Collin | 28.76 |
| Lois Lindsey Elementary School | McKinney | Collin | 28.69 |
| Furr Elementary School | McKinney | Collin | 28.68 |
| Comstock Elementary School | McKinney | Collin | 28.66 |
| Jim and Betty Hughes Elementary School | McKinney | Collin | 28.65 |
| J. B. Wilmeth Elementary School | McKinney | Collin | 28.63 |
| Carlena Chandler Elementary School | Allen | Collin | 28.58 |
| Isabel Pierce Sem Elementary School | Frisco | Collin | 28.58 |
| Stinson Elementary School | Richardson | Collin | 28.57 |
| Maus Middle School | Frisco | Collin | 28.54 |
| Bolin Elementary School | Allen | Collin | 28.48 |
| Heartland Montessori Academy | McKinney | Collin | 28.46 |
| Dean and Mildred Bennett Elementary School | McKinney | Collin | 28.31 |
| JW & Ruth Christie Elementary School | Frisco | Collin | 28.29 |
| Gary & Bobbye Jack Minshew Elementary School | McKinney | Collin | 28.27 |
| R. Steve Folsom Elementary School | Prosper | Collin | 28.26 |
| Scott Johnson Middle School | McKinney | Collin | 28.14 |
| McSpedden Elementary School | Frisco | Collin | 28.14 |
| Cynthia A. Cockrell Elementary School | Prosper | Collin | 28.13 |
| McCall Elementary School | Plano | Collin | 28.11 |
| Dr. Jack Cockrill Middle School | McKinney | Collin | 28.07 |
| Isaacs Early Childhood School | Plano | Collin | 28.02 |
| Otto Middle School | Plano | Collin | 27.97 |
| Sonntag Elementary School | McKinney | Collin | 27.80 |
| Judy Rucker Elementary School | Prosper | Collin | 27.72 |
| County Residential Center | McKinney | Collin | 27.70 |
| Wylie High School | Wylie | Collin | 27.70 |
| Earl & Lottie Wolford Elementary School | McKinney | Collin | 27.67 |
| Blue Ridge Middle School | Blue Ridge | Collin | 27.67 |
| Norris Elementary School | Frisco | Collin | 27.65 |
| Blue Ridge Elementary School | Blue Ridge | Collin | 27.64 |
| P. M. Akin Elementary School | Wylie | Collin | 27.60 |
| Willow Springs Middle School | Lucas | Collin | 27.59 |
| Nelson Middle School | Frisco | Collin | 27.56 |
| Glen Oaks Elementary School | McKinney | Collin | 27.53 |
| Independence High School | Frisco | Collin | 27.48 |
| Dowell Middle School | McKinney | Collin | 27.43 |
| Wylie East High School | Wylie | Collin | 27.42 |
| Joe V. Hart Elementary School | Lucas | Collin | 27.37 |

| SCHOOLNAME | CITY | COUNTY | Traffic Safety Score |
|---|--------------|--------|----------------------|
| Lorene Rogers Middle School | Prosper | Collin | 27.37 |
| Clark High School | Plano | Collin | 27.27 |
| Carrie L. Lovejoy Elementary School | Allen | Collin | 27.27 |
| Martha Hunt Elementary School | Murphy | Collin | 27.18 |
| Blue Ridge High School | Blue Ridge | Collin | 27.12 |
| Anna ISD Early Childhood Center | Anna | Collin | 26.96 |
| Special Program Center (Anna ISD) | Anna | Collin | 26.96 |
| Farmersville High School | Farmersville | Collin | 26.84 |
| Farmersville Intermediate | Farmersville | Collin | 26.62 |
| Lamar & Norma Hunt Middle School | Frisco | Collin | 26.23 |
| Faubion Middle School | McKinney | Collin | 25.49 |
| Plano Senior High School | Plano | Collin | 25.35 |
| Lowery Freshman Center | Allen | Collin | 25.25 |
| Haggard Middle School | Plano | Collin | 25.08 |
| Plano ISD Academy High School | Plano | Collin | 24.98 |
| Shepard Elementary School | Plano | Collin | 24.85 |
| Alton Boyd Elementary School | Allen | Collin | 24.53 |
| Pat Dillard Special Achievement Center | Allen | Collin | 24.49 |
| Bright Elementary School | Frisco | Collin | 24.19 |
| Sigler Elementary School | Plano | Collin | 24.02 |
| Flossie Floyd Green Elementary School | Allen | Collin | 23.95 |
| Arthur H. McNeil Elementary School | McKinney | Collin | 23.86 |
| Scoggins Middle School | McKinney | Collin | 23.80 |
| McMillen High School | Murphy | Collin | 23.54 |
| Murphy Middle School | Murphy | Collin | 23.53 |
| Lucille Rogers Ashley Elementary School | Frisco | Collin | 23.52 |
| Ogle Elementary School | McKinney | Collin | 23.38 |
| Sam & Ann Roach Middle School | Frisco | Collin | 23.35 |
| Heritage High School | Frisco | Collin | 23.24 |
| Mitchell Elementary School | Dallas | Collin | 23.22 |
| Boggess Elementary School | Murphy | Collin | 23.16 |
| David and Lynda Olson Elementary School | Allen | Collin | 22.92 |
| Williams High School | Plano | Collin | 22.91 |
| Memorial Elementary School | Plano | Collin | 22.81 |
| Shepton High School | Plano | Collin | 22.64 |
| Christie Elementary School | Plano | Collin | 22.41 |
| Sloan Creek Intermediate | Fairview | Collin | 22.27 |
| Bowman Middle School | Plano | Collin | 22.25 |
| Wakeland High School | Frisco | Collin | 22.04 |

| SCHOOLNAME | CITY | COUNTY | Traffic Safety Score |
|---|------------|--------|----------------------|
| Wilson Middle School | Plano | Collin | 21.85 |
| Allen Elementary School | Frisco | Collin | 21.83 |
| Head Start | Plano | Collin | 21.80 |
| Brinker Elementary School | Plano | Collin | 21.77 |
| Meadows Elementary School | Plano | Collin | 21.70 |
| Weatherford Elementary School | Plano | Collin | 21.67 |
| Barksdale Elementary School | Plano | Collin | 21.56 |
| Renner Middle School | Plano | Collin | 21.30 |
| Haun Elementary School | Plano | Collin | 21.20 |
| Noel A. Smith Elementary School | Frisco | Collin | 21.16 |
| Plano Adult Transition Center | Plano | Collin | 21.02 |
| Aldridge Elementary School | Richardson | Collin | 21.00 |
| Lebanon Trail High School | Frisco | Collin | 20.91 |
| Regional Day School Program for the Deaf | Plano | Collin | 20.77 |
| Adelle R. Clark Middle School | Frisco | Collin | 20.76 |
| Frisco High School | Frisco | Collin | 20.59 |
| Vines High School | Plano | Collin | 20.53 |
| Robinson Middle School | Plano | Collin | 20.37 |
| Frankford Middle School | Dallas | Collin | 20.19 |
| Career and Technical Education Center | Frisco | Collin | 20.12 |
| Rasor Elementary School | Plano | Collin | 19.88 |
| Gulledge Elementary School | Plano | Collin | 19.79 |
| James and Margie Marion Elementary School | Allen | Collin | 19.73 |
| Kenneth Rex Talley Elementary School | Frisco | Collin | 19.63 |
| Jasper High School | Plano | Collin | 19.45 |
| Burks Elementary School | McKinney | Collin | 19.45 |
| Liberty High School | Frisco | Collin | 19.33 |
| Valley Creek Elementary School | McKinney | Collin | 19.26 |
| Don Whitt Elementary School | Sachse | Collin | 19.22 |
| Shawnee Trail Elementary School | Frisco | Collin | 19.11 |
| Allen ISD Steam Center | Allen | Collin | 19.02 |
| Armstrong Middle School | Plano | Collin | 19.01 |
| Acker Special Programs Center | Frisco | Collin | 19.00 |
| Leonard Evans Middle School | McKinney | Collin | 18.95 |
| Schell Elementary School | Richardson | Collin | 18.91 |
| Walter & Lois Curtis Middle School | Allen | Collin | 18.85 |
| George J. Anderson Elementary School | Allen | Collin | 18.85 |
| R.V. Groves Elementary School | Wylie | Collin | 18.81 |
| Laura Ellison Child Development Center | Frisco | Collin | 18.80 |

| SCHOOLNAME | CITY | COUNTY | Traffic Safety Score |
|--------------------------------------|--------------|--------|----------------------|
| Cal & Walt Wester Middle School | Frisco | Collin | 18.75 |
| Alvis C. Story Elementary School | Allen | Collin | 18.73 |
| Tibbals Elementary School | Murphy | Collin | 18.71 |
| Bessie Gunstream Elementary School | Frisco | Collin | 18.63 |
| McKinney North High School | McKinney | Collin | 18.58 |
| Lawler Middle School | Frisco | Collin | 18.53 |
| Centennial High School | Frisco | Collin | 18.41 |
| Dooley Elementary School | Plano | Collin | 18.37 |
| Gene M. Reed Elementary School | Allen | Collin | 18.33 |
| Forman Elementary School | Plano | Collin | 18.29 |
| Melissa Middle School | Melissa | Collin | 18.04 |
| Student Opportunity Center | Frisco | Collin | 17.96 |
| Reynolds Middle School | Prosper | Collin | 17.96 |
| Plano East Senior High School | Plano | Collin | 17.92 |
| Finch Elementary School | McKinney | Collin | 17.70 |
| Raymond B. Cooper Junior High School | Wylie | Collin | 17.56 |
| Dr. Al Draper Intermediate | Wylie | Collin | 17.52 |
| Prosper High School | Prosper | Collin | 17.47 |
| T. F. Birmingham Elementary School | Wylie | Collin | 17.47 |
| Memorial High School | Frisco | Collin | 17.34 |
| Princeton High School | Princeton | Collin | 17.08 |
| Celina Junior High School | Celina | Collin | 16.61 |
| R. F. Hartman Elementary School | Wylie | Collin | 16.60 |
| Grady Burnett Junior High School | Wylie | Collin | 16.57 |
| AB Harrison Intermediate | Wylie | Collin | 16.54 |
| Celina Middle School | Celina | Collin | 16.35 |
| Celina Intermediate | Celina | Collin | 16.31 |
| Tatum Elementary School | Farmersville | Collin | 16.09 |
| Celina Elementary School | Celina | Collin | 15.77 |
| Mendenhall Elementary School | Plano | Collin | 14.23 |
| Caldwell Elementary School | McKinney | Collin | 8.53 |
| Webb Elementary School | McKinney | Collin | 8.49 |
| Cheri Cox Elementary School | Sachse | Collin | 7.76 |
| Godwin Elementary School | Princeton | Collin | 7.06 |
| Huddleston Intermediate | Princeton | Collin | 6.93 |
| Clark Junior High School | Princeton | Collin | 6.74 |
| Lacy Elementary School | Princeton | Collin | 6.44 |

| SCHOOLNAME | CITY | COUNTY | Traffic Safety Score |
|---|---------------|--------|----------------------------|
| Pegasus Charter High School | Dallas | Dallas | 59.01 |
| Uplift Luna Preparatory High School/ Middle School | Dallas | Dallas | 57.13 |
| Life School Mountain Creek | Dallas | Dallas | 56.41 |
| La Academia De Estrellas | Dallas | Dallas | 55.61 |
| Quest Campus (K - 8) | Dallas | Dallas | 54.66 |
| Texans CAN Academy - Grant East | Dallas | Dallas | 53.48 |
| CityLab High School | Dallas | Dallas | 53.06 |
| Harmony School of Excellence - Dallas | Dallas | Dallas | 52.42 |
| Academy of Dallas | Dallas | Dallas | 51.71 |
| Golden Rule Grand Prairie | Grand Prairie | Dallas | 51.47 |
| Hector P. Garcia Elementary School | Grand Prairie | Dallas | 51.12 |
| Irma Rangel Young Women's Leadership School | Dallas | Dallas | 48.91 |
| Trinity Basin Preparatory | Grand Prairie | Dallas | 46.53 |
| School for the Talented & Gifted in Pleasant Grove | Dallas | Dallas | 46.29 |
| Inspired Vision Academy Secondary | Dallas | Dallas | 46.10 |
| Nova Academy Prichard | Dallas | Dallas | 45.21 |
| Kipp Pleasant Grove Primary/ Middle School | Dallas | Dallas | 44.96 |
| Barack Obama Male Leadership Academy at A. Maceo Smith | Dallas | Dallas | 44.95 |
| Uplift Peak Preparatory Primary/ Middle/ High School | Dallas | Dallas | 44.43 |
| Clay Classical Academy | Dallas | Dallas | 43.90 |
| J. W. Ray Learning Center | Dallas | Dallas | 43.79 |
| Sudie L. Williams Talented and Gifted Academy | Dallas | Dallas | 43.75 |
| Nova Academy | Cedar Hill | Dallas | 43.50 |
| Advantage Academy | Grand Prairie | Dallas | 43.50 |
| Ignite Middle School | Dallas | Dallas | 43.12 |
| St. Anthony Academy | Dallas | Dallas | 42.74 |
| Founders Classical Academy of Mesquite | Mesquite | Dallas | 42.72 |
| Sau Campus | Dallas | Dallas | 42.54 |
| Life School Oak Cliff | Dallas | Dallas | 42.50 |
| Premier High School of South Irving | Irving | Dallas | 42.47 |
| Gateway Charter Academy - Middle/ High School | Dallas | Dallas | 42.45 |
| Uplift Infinity Primary/ Middle/ High School | Irving | Dallas | 42.45 |
| Inspired Vision Academy Elementary School | Dallas | Dallas | 42.19 |
| Legacy Prep Charter Academy Mesquite West Campus | Mesquite | Dallas | 42.18 |
| Pre-K Partnership Center | Dallas | Dallas | 42.10 |
| William B. Travis Academy/Vanguard for Academically Talented and Gifted | Dallas | Dallas | 41.52 |
| Uplift White Rock Hills Preparatory | Dallas | Dallas | 40.62 |

| SCHOOLNAME | CITY | COUNTY | Traffic Safety Score |
|--|---------------|--------|----------------------------|
| Life School Red Oak | Red Oak | Dallas | 40.61 |
| Cedar Hill Collegiate Middle/ High School | Cedar Hill | Dallas | 40.31 |
| Hamilton Park Pacesetter Magnet | Dallas | Dallas | 40.23 |
| Newman Internation at Cedar Hill | Cedar Hill | Dallas | 40.02 |
| UME Preparatory Academy | Dallas | Dallas | 39.80 |
| Vista Academy of Garland | Dallas | Dallas | 39.76 |
| Sunnyvale Elementary School | Sunnyvale | Dallas | 39.65 |
| Montessori Academy at Onesimo Hernandez Elementary School | Dallas | Dallas | 39.51 |
| Ninth Grade Center | Cedar Hill | Dallas | 39.46 |
| Gentry Elementary School | Mesquite | Dallas | 39.34 |
| Kipp Truth Elementary School/ Academy | Dallas | Dallas | 39.33 |
| Golden Rule Southwest | Dallas | Dallas | 39.22 |
| Texans CAN Academy - Oak Cliff | Dallas | Dallas | 38.59 |
| Uplift Pinnacle Preparatory Primary | Dallas | Dallas | 38.58 |
| Solar Prep For Boys at JFK | Dallas | Dallas | 38.48 |
| Evolution Academy Charter | Richardson | Dallas | 38.02 |
| Texans CAN Academy - Houston Hobby | Dallas | Dallas | 37.93 |
| Dr. Wright L. Lassiter Jr. Early College High School | Dallas | Dallas | 37.67 |
| Crockett Early Education | Grand Prairie | Dallas | 37.33 |
| East Grand Preparatory Academy | Dallas | Dallas | 37.06 |
| Harmony Science Academy - Dallas | Dallas | Dallas | 37.01 |
| Oak Cliff Faith Family Academy | Dallas | Dallas | 36.98 |
| Texans CAN Academy - Dallas North | Dallas | Dallas | 36.41 |
| Uplift Williams Preparatory Primary/ Middle/ High School | Dallas | Dallas | 36.40 |
| Lumin Lindsley Park Community School | Dallas | Dallas | 36.39 |
| Uplift Luna Primary School | Dallas | Dallas | 36.16 |
| Kipp Destiny Elementary School/ Middle School | Dallas | Dallas | 35.75 |
| Harmony Science Academy/ School of Innovation | Garland | Dallas | 35.56 |
| Genesis Campus (PreK - 5) | Dallas | Dallas | 35.49 |
| Cesar Chavez Learning Center | Dallas | Dallas | 35.27 |
| KIPP Oak Cliff Academy | Dallas | Dallas | 35.17 |
| IL Texas Lancaster Elementary School/ Middle School | Lancaster | Dallas | 35.06 |
| Smith Elementary School | Mesquite | Dallas | 35.02 |
| Solar Preparatory School For Girls at Bonham | Dallas | Dallas | 35.02 |
| Wilmer-Hutchins Elementary School | Dallas | Dallas | 34.97 |
| Rosa Parks-Millbrook Elementary School | Lancaster | Dallas | 34.68 |
| Alex W. Spence Talented/Gifted Academy | Dallas | Dallas | 34.62 |
| Back Elementary School | Rowlett | Dallas | 34.33 |

| SCHOOLNAME | CITY | COUNTY | Traffic Safety Score |
|---|----------------|--------|----------------------|
| Tom C Gooch Elementary School | Dallas | Dallas | 34.19 |
| Medlock Youth Village | Dallas | Dallas | 34.18 |
| Ronald E McNair Elementary School | Dallas | Dallas | 33.92 |
| North Dallas High School | Dallas | Dallas | 33.83 |
| McCoy Elementary School | Carrollton | Dallas | 33.77 |
| Uplift Heights Preparatory Middle/ High School | Dallas | Dallas | 33.73 |
| Uplift Heights Preparatory Primary | Dallas | Dallas | 33.71 |
| Martin Luther King Jr. Learning Center | Dallas | Dallas | 33.70 |
| Birdie Alexander Elementary School | Dallas | Dallas | 33.60 |
| Johnston Elementary School | Irving | Dallas | 33.47 |
| Golden Rule Charter | Grand Prairie | Dallas | 33.30 |
| Winfree Academy Charter - Dallas | Dallas | Dallas | 33.26 |
| William L. Cabell Elementary School | Dallas | Dallas | 33.02 |
| Uplift Hampton Primary/ Middle/ High School | Dallas | Dallas | 32.91 |
| Paul L. Dunbar Learning Center | Dallas | Dallas | 32.77 |
| Moss Haven Elementary School | Dallas | Dallas | 32.68 |
| Carrollton Classical Academy | Carrollton | Dallas | 32.66 |
| Uplift Grand Primary/ Secondary/ High School | Grand Prairie | Dallas | 32.58 |
| Daniel Webster Elementary School | Dallas | Dallas | 32.49 |
| Golden Rule | DeSoto | Dallas | 32.43 |
| Texans CAN Academy - Pleasant Grove | Dallas | Dallas | 32.20 |
| Barton Elementary School | Irving | Dallas | 32.11 |
| Pioneer Technology - Mesquite | Mesquite | Dallas | 32.08 |
| Winfree Academy | Richardson | Dallas | 32.05 |
| Uplift Wisdom Preparatory | Dallas | Dallas | 32.05 |
| Country Place Elementary School | Carrollton | Dallas | 31.81 |
| Harmony Science Academy- Grand Prairie | Grand Prairie | Dallas | 31.75 |
| George B. Dealey Montessori Academy | Dallas | Dallas | 31.71 |
| Ignacio Zaragoza Elementary School | Dallas | Dallas | 31.66 |
| Huie Special Education Center | Carrollton | Dallas | 31.59 |
| IL Texas - Garland High School | Garland | Dallas | 31.44 |
| IL Texas- Garland Elementary School and Middle School | Garland | Dallas | 31.42 |
| Davis Elementary School | Garland | Dallas | 31.39 |
| Springridge Elementary School | Richardson | Dallas | 31.26 |
| Kathlyn Joy Gilliam Collegiate Academy | Dallas | Dallas | 31.25 |
| A+ Secondary School | Dallas | Dallas | 31.23 |
| McLaughlin Strickland Elementary School | Farmers Branch | Dallas | 31.15 |
| Billy Earl Dade Middle School | Dallas | Dallas | 31.14 |
| Jackson Technology Center for Math & Science | Garland | Dallas | 31.11 |

| SCHOOLNAME | CITY | COUNTY | Traffic Safety Score |
|---|----------------|--------|----------------------|
| Mark Twain Elementary School | Richardson | Dallas | 31.08 |
| Texans CAN Academy - Garland | Garland | Dallas | 31.02 |
| Edna Rowe Elementary School | Dallas | Dallas | 30.97 |
| Uplift Education - North Hills Prep High School/ Middle School/ Primary | Irving | Dallas | 30.91 |
| Nimitz High School | Irving | Dallas | 30.84 |
| Dartmouth Elementary School | Richardson | Dallas | 30.76 |
| Northrich Elementary School | Richardson | Dallas | 30.73 |
| Great Hearts | Irving | Dallas | 30.70 |
| UME Preparatory Academy - Duncanville | Duncanville | Dallas | 30.60 |
| Education Center International Academy 1 | Sunnyvale | Dallas | 30.58 |
| Prairie Creek Elementary School | Richardson | Dallas | 30.55 |
| Stark Elementary School | Farmers Branch | Dallas | 30.55 |
| Winfree Academy - Irving | Irving | Dallas | 30.53 |
| Sidney Lanier Expressive Arts Vanguard | Dallas | Dallas | 30.49 |
| Apollo Junior High School | Richardson | Dallas | 30.48 |
| Innovation, Design, Entrepreneurship Academy at James W Fannin | Dallas | Dallas | 30.45 |
| Wilmer-Hutchins High School | Dallas | Dallas | 30.36 |
| Porter Elementary School | Mesquite | Dallas | 30.25 |
| Village Tech Schools | Duncanville | Dallas | 30.16 |
| Hickman Elementary School | Garland | Dallas | 30.13 |
| Nova Academy - Cedar Hill | Cedar Hill | Dallas | 30.10 |
| Norma Dorsey Elementary School | Rowlett | Dallas | 30.01 |
| Jack E. Singley Academy | Irving | Dallas | 29.74 |
| Ranchview High School | Irving | Dallas | 29.71 |
| Education Center International Academy 2 | Rowlett | Dallas | 29.68 |
| Uplift Gradus Preparatory | DeSoto | Dallas | 29.54 |
| Sam Houston Elementary School | Dallas | Dallas | 29.47 |
| Houston Elementary School | Lancaster | Dallas | 29.46 |
| Manara Leadership Academy | Irving | Dallas | 29.42 |
| A+ Academy Elementary School | Dallas | Dallas | 29.36 |
| Charles Rice Learning Center | Dallas | Dallas | 29.29 |
| La Villita Elementary School | Irving | Dallas | 29.26 |
| Las Colinas Elementary School | Irving | Dallas | 29.19 |
| Eduardo Mata Elementary School | Dallas | Dallas | 29.08 |
| Lakeview Centennial High School | Garland | Dallas | 29.03 |
| Manara Academy | Irving | Dallas | 29.00 |
| W. H. Gaston Middle School | Dallas | Dallas | 28.97 |
| Rolling Hills Elementary School | Lancaster | Dallas | 28.96 |

| SCHOOLNAME | CITY | COUNTY | Traffic Safety Score |
|---|---------------|--------|----------------------------|
| Little Eagles Early Learning Center | Richardson | Dallas | 28.92 |
| CJ & Anne Hyman Elementary School | Dallas | Dallas | 28.81 |
| Berry Middle School | Mesquite | Dallas | 28.78 |
| Irma Lerma Rangel Young Women's Leadership School | Dallas | Dallas | 28.75 |
| Life School Lancaster | Lancaster | Dallas | 28.71 |
| Grace R Brandenburg Intermediate | Duncanville | Dallas | 28.70 |
| Don Achziger Elementary School | Mesquite | Dallas | 28.58 |
| Landry Elementary School | Irving | Dallas | 28.58 |
| John W and Margie Stipes Elementary School | Irving | Dallas | 28.56 |
| Lake Ridge Elementary School | Cedar Hill | Dallas | 28.46 |
| Harrell Budd Elementary School | Dallas | Dallas | 28.46 |
| Luna Elementary School | Garland | Dallas | 28.29 |
| Curtistene S. McCowan Middle School | Glenn Heights | Dallas | 28.28 |
| Liberty Grove Elementary School | Rowlett | Dallas | 28.23 |
| Golden Rule - DeSoto | DeSoto | Dallas | 28.22 |
| James Madison High School | Dallas | Dallas | 28.21 |
| Dobie Elementary School | Dallas | Dallas | 28.12 |
| Ebby Halliday Elementary School | Dallas | Dallas | 28.02 |
| Universal Academy - Coppell | Coppell | Dallas | 28.02 |
| Mike Moseley Elementary School | Grand Prairie | Dallas | 28.00 |
| Kleberg Elementary School | Dallas | Dallas | 27.98 |
| Stults Road Elementary School | Dallas | Dallas | 27.97 |
| DeSoto East Middle School | DeSoto | Dallas | 27.95 |
| Richland Collegiate High School of Math Science Engineering | Dallas | Dallas | 27.85 |
| Seagoville High School | Dallas | Dallas | 27.76 |
| Lorenzo De Zavala Elementary School | Dallas | Dallas | 27.70 |
| Joseph J Rhoads Learning Center | Dallas | Dallas | 27.68 |
| Katherine Stephens Elementary School | Rowlett | Dallas | 27.61 |
| F. P. Caillet Elementary School | Dallas | Dallas | 27.46 |
| Cockrell Hill Elementary School | DeSoto | Dallas | 27.41 |
| Collegiate Prep Elementary School | Cedar Hill | Dallas | 27.39 |
| Nita Pearson Elementary School | Rowlett | Dallas | 27.32 |
| DeSoto High School Freshman Campus | DeSoto | Dallas | 27.27 |
| Lancaster High School | Lancaster | Dallas | 27.17 |
| Ben Milam Elementary School | Dallas | Dallas | 27.12 |
| Maple Lawn Elementary School | Dallas | Dallas | 27.03 |
| John Horn High School | Mesquite | Dallas | 27.02 |
| Kelly Pre-Kindergarten Center | Carrollton | Dallas | 26.97 |

| SCHOOLNAME | CITY | COUNTY | Traffic Safety Score |
|--|------------|--------|----------------------------|
| Margaret B. Henderson Elementary School | Dallas | Dallas | 26.96 |
| C. A. Tatum Jr Elementary School | Dallas | Dallas | 26.85 |
| Callier Center Pre-School Deaf (0-5) | Dallas | Dallas | 26.81 |
| South Oak Cliff High School | Dallas | Dallas | 26.78 |
| Forest Lane Academy | Dallas | Dallas | 26.70 |
| Boude Storey Middle School | Dallas | Dallas | 26.70 |
| Golden Rule Schools Inc. - Wilmer | Wilmer | Dallas | 26.65 |
| Carolyn G. Bukhair Elementary School | Dallas | Dallas | 26.65 |
| T.W. Browne Middle School | Dallas | Dallas | 26.53 |
| Richardson ISD Academy | Dallas | Dallas | 26.45 |
| Lake Highlands Freshman Center | Dallas | Dallas | 26.35 |
| Bright Horizons at Medical City Dallas | Dallas | Dallas | 26.17 |
| Anne Frank Elementary School | Dallas | Dallas | 26.14 |
| John F. Kennedy Learning Center | Dallas | Dallas | 26.02 |
| Lake Highlands High School | Dallas | Dallas | 25.94 |
| Adelfa Botello Callejo Elementary School | Dallas | Dallas | 25.94 |
| Woodrow Wilson High School | Dallas | Dallas | 25.94 |
| Richland Elementary School | Richardson | Dallas | 25.91 |
| Aikin Elementary School | Dallas | Dallas | 25.91 |
| Mohawk Elementary School | Richardson | Dallas | 25.91 |
| Audelia Creek Elementary School | Dallas | Dallas | 25.91 |
| Spring Valley Elementary School | Dallas | Dallas | 25.72 |
| Roger Q Mills Elementary School | Dallas | Dallas | 25.71 |
| Bayles Elementary School | Dallas | Dallas | 25.66 |
| B.H. Macon Elementary School | Dallas | Dallas | 25.61 |
| Arcadia Park Elementary School | Dallas | Dallas | 25.55 |
| Nathan Adams Elementary School | Dallas | Dallas | 25.53 |
| S.S. Conner Elementary School | Dallas | Dallas | 25.47 |
| Lee A. McShan Jr Elementary School | Dallas | Dallas | 25.47 |
| C.F. Carr Elementary School | Dallas | Dallas | 25.46 |
| Forestridge Elementary School | Dallas | Dallas | 25.45 |
| Rosewood Academy | Dallas | Dallas | 25.45 |
| Parkhill Junior High School | Dallas | Dallas | 25.44 |
| Mark Twain Leadership Vanguard | Dallas | Dallas | 25.33 |
| Jimmie Tyler Brashear Elementary School | Dallas | Dallas | 25.21 |
| Nancy Moseley Elementary School | Dallas | Dallas | 25.20 |
| Austin Academy for Excellence | Garland | Dallas | 25.18 |
| W.W. Samuell High School | Dallas | Dallas | 25.18 |
| Skyview Elementary School | Dallas | Dallas | 25.16 |

| SCHOOLNAME | CITY | COUNTY | Traffic Safety Score |
|--|----------------|--------|----------------------------|
| Annie Webb Blanton Elementary School | Dallas | Dallas | 25.12 |
| Arlington Park Elementary School | Dallas | Dallas | 25.05 |
| Northwood Hills Elementary School | Dallas | Dallas | 25.02 |
| Barbara Jordan Elementary School | Dallas | Dallas | 24.98 |
| Garland Alternative Education Center | Garland | Dallas | 24.97 |
| Piedmont Global Academy | Dallas | Dallas | 24.97 |
| Learning Alternative Center for Empowering Youth | Dallas | Dallas | 24.94 |
| Liberty Junior High School | Dallas | Dallas | 24.91 |
| Clara Oliver Elementary School | Dallas | Dallas | 24.90 |
| Pioneer Technology & Arts Academy Mesquite Elementary School | Mesquite | Dallas | 24.90 |
| Esperanza Hope Medrano Elementary School | Dallas | Dallas | 24.87 |
| Charles A Gill Elementary School | Dallas | Dallas | 24.84 |
| Booker T. Washington High School for the Performing and Visual Arts | Dallas | Dallas | 24.80 |
| Vivian Field Middle School | Farmers Branch | Dallas | 24.79 |
| Nathaniel Hawthorne Elementary School | Dallas | Dallas | 24.75 |
| Ratteree Career Development Center | Irving | Dallas | 24.74 |
| Emmett J Conrad High School | Dallas | Dallas | 24.69 |
| Herbert Marcus Elementary School | Dallas | Dallas | 24.62 |
| Harold Wendell Lang Sr Middle School | Dallas | Dallas | 24.50 |
| Obadiah Knight Elementary School | Dallas | Dallas | 24.45 |
| Lyles Middle School | Garland | Dallas | 24.41 |
| Jill Stone Elementary School at Vickery Meadow | Dallas | Dallas | 24.38 |
| Life School Cedar Hill | Cedar Hill | Dallas | 24.36 |
| Thelma Elizabeth Page Richardson Elementary School | Dallas | Dallas | 24.30 |
| Casa View Elementary School | Dallas | Dallas | 24.30 |
| Farmers Branch Elementary School | Farmers Branch | Dallas | 24.20 |
| David W. Carter High School | Dallas | Dallas | 24.16 |
| Mockingbird Elementary School - Dallas | Dallas | Dallas | 24.15 |
| John Q. Adams Elementary School | Dallas | Dallas | 24.11 |
| San Jacinto Elementary School | Dallas | Dallas | 24.11 |
| Dover Elementary School | Richardson | Dallas | 24.10 |
| George W. Truett Elementary School | Dallas | Dallas | 23.99 |
| DRC Campus | Dallas | Dallas | 23.89 |
| Northlake Elementary School | Dallas | Dallas | 23.87 |
| Maria Moreno Elementary School | Dallas | Dallas | 23.86 |
| Franklin D. Roosevelt High School | Dallas | Dallas | 23.84 |
| Ewell D. Walker Middle School | Dallas | Dallas | 23.83 |

| SCHOOLNAME | CITY | COUNTY | Traffic Safety Score |
|---|----------------|--------|----------------------------|
| John W. Carpenter Elementary School | Dallas | Dallas | 23.83 |
| Richardson High School | Richardson | Dallas | 23.78 |
| Dallas County Juvenile Justice | Dallas | Dallas | 23.77 |
| W.T. White High School | Dallas | Dallas | 23.75 |
| White Rock Elementary School | Dallas | Dallas | 23.58 |
| Caldwell Elementary School | Garland | Dallas | 23.49 |
| Edward Titche Elementary School | Dallas | Dallas | 23.49 |
| Harry Stone Montessori Academy | Dallas | Dallas | 23.46 |
| Zan Wesley Holmes Jr Middle School | Dallas | Dallas | 23.46 |
| Bullock Elementary School | Garland | Dallas | 23.46 |
| Colin Powell Elementary School | Grand Prairie | Dallas | 23.43 |
| Early College High School | Farmers Branch | Dallas | 23.42 |
| Glen Couch Elementary School | Garland | Dallas | 23.40 |
| Edwin J. Kiest Elementary School | Dallas | Dallas | 23.39 |
| Ann Richards Middle School | Dallas | Dallas | 23.36 |
| Wilson Elementary School | Coppell | Dallas | 23.36 |
| Dan D. Rogers Elementary School | Dallas | Dallas | 23.34 |
| Arthur Kramer Elementary School | Dallas | Dallas | 23.28 |
| Lively Elementary School | Irving | Dallas | 23.27 |
| Hanes Elementary School | Irving | Dallas | 23.26 |
| Wallace Elementary School | Dallas | Dallas | 23.18 |
| Oliver Wendell Holmes Humanities/Communications | Dallas | Dallas | 23.17 |
| Gilbert Cuellar Sr. Elementary School | Dallas | Dallas | 23.17 |
| Pleasant Grove Elementary School | Dallas | Dallas | 23.17 |
| Martha Turner Reilly Elementary School | Dallas | Dallas | 23.16 |
| Raul Quintanilla Sr. Middle School | Dallas | Dallas | 23.15 |
| Bradfield Elementary School | Garland | Dallas | 23.07 |
| John Ireland Elementary School | Dallas | Dallas | 23.06 |
| O'Banion Middle School | Garland | Dallas | 23.06 |
| O. Henry Elementary School | Garland | Dallas | 23.04 |
| H I Holland Elementary School at Lisbon | Dallas | Dallas | 23.02 |
| The Warren Center - Garland | Garland | Dallas | 23.01 |
| Lawrence Elementary School | Mesquite | Dallas | 22.99 |
| Urban Park Elementary School | Dallas | Dallas | 22.98 |
| Merriman Park Elementary School | Dallas | Dallas | 22.97 |
| L.V. Stockard Middle School | Dallas | Dallas | 22.97 |
| William M. Anderson Elementary School | Dallas | Dallas | 22.96 |
| Hillcrest High School | Dallas | Dallas | 22.93 |
| DeSoto High School | DeSoto | Dallas | 22.88 |

| SCHOOLNAME | CITY | COUNTY | Traffic Safety Score |
|--|----------------|--------|----------------------|
| Belt Line Elementary School | Lancaster | Dallas | 22.85 |
| Sam Houston Middle School | Garland | Dallas | 22.84 |
| John Neely Bryan Elementary School | Dallas | Dallas | 22.83 |
| Southgate Elementary School | Garland | Dallas | 22.81 |
| Bea Salazar Learning Center | Carrollton | Dallas | 22.81 |
| Good Elementary School | Carrollton | Dallas | 22.80 |
| McKenzie Elementary School | Mesquite | Dallas | 22.80 |
| Heather Glen Elementary School | Garland | Dallas | 22.79 |
| Roach Elementary School | Garland | Dallas | 22.76 |
| Montclair Elementary School | Garland | Dallas | 22.76 |
| Umphrey Lee Elementary School | Dallas | Dallas | 22.75 |
| Terry Middle School | Mesquite | Dallas | 22.75 |
| Cedar Crest Elementary School | Dallas | Dallas | 22.73 |
| Sarah Zumwalt Middle School | Dallas | Dallas | 22.72 |
| Benjamin Franklin Middle School | Dallas | Dallas | 22.65 |
| Bryan Adams High School | Dallas | Dallas | 22.64 |
| T.G. Terry Elementary School | Dallas | Dallas | 22.63 |
| James Bowie Elementary School - Grand Prairie | Grand Prairie | Dallas | 22.63 |
| Oran M. Roberts Elementary School | Dallas | Dallas | 22.63 |
| Lake Highlands Junior High School | Dallas | Dallas | 22.63 |
| Alex Sanger Elementary School | Dallas | Dallas | 22.62 |
| Plummer Elementary School | Cedar Hill | Dallas | 22.60 |
| Blanton Elementary School | Carrollton | Dallas | 22.59 |
| Everette Lee Degolyer Elementary School | Dallas | Dallas | 22.58 |
| Blair Elementary School | Farmers Branch | Dallas | 22.54 |
| Uplift Education - Uplift Triumph Preparatory | Dallas | Dallas | 22.53 |
| Berkner High School | Richardson | Dallas | 22.53 |
| Jerry R. Junkins Elementary School | Dallas | Dallas | 22.52 |
| Leila P. Cowart Elementary School | Dallas | Dallas | 22.51 |
| Adelle Turner Elementary School | Dallas | Dallas | 22.47 |
| L.L. Hotchkiss Elementary School | Dallas | Dallas | 22.46 |
| Young Women's Steam Academy at Balch Springs Middle School | Dallas | Dallas | 22.42 |
| K.B. Polk Center for Academically Talented & Gifted | Dallas | Dallas | 22.41 |
| Jess Harben Elementary School | Richardson | Dallas | 22.39 |
| Mary Grimes Education Center | Carrollton | Dallas | 22.38 |
| Lady Bird Johnson Middle School | Irving | Dallas | 22.38 |
| William Hawley Atwell Law Academy | Dallas | Dallas | 22.37 |
| Motley Elementary School | Mesquite | Dallas | 22.36 |
| Richardson West Arts and Technology Magnet | Richardson | Dallas | 22.33 |

| SCHOOLNAME | CITY | COUNTY | Traffic Safety Score |
|--|---------------|--------|----------------------|
| Lake Highlands Elementary School | Dallas | Dallas | 22.29 |
| W.A. Blair Elementary School | Dallas | Dallas | 22.28 |
| Young Men's Leadership Fred F Florence Middle School | Dallas | Dallas | 22.28 |
| William B. Miller Elementary School | Dallas | Dallas | 22.28 |
| School of Business and Management/ School of Health Professions/ Rosie Sorrells Education and Social Services High School/ Judge Barefoot Sanders Law Magnet/ School for the Talented and Gifted/ School Science and Engineering | Dallas | Dallas | 22.24 |
| Richardson Heights Elementary School | Richardson | Dallas | 22.20 |
| Park Crest Elementary School | Garland | Dallas | 22.19 |
| Thomas L. Marsalis Elementary School | Dallas | Dallas | 22.17 |
| John W. Runyon Elementary School | Dallas | Dallas | 22.16 |
| Shands Elementary School | Mesquite | Dallas | 22.16 |
| L.G. Pinkston High School | Dallas | Dallas | 22.15 |
| Crockett Middle School | Irving | Dallas | 22.14 |
| Math/Science/Tech Magnet | Richardson | Dallas | 22.11 |
| Prestonwood Elementary School | Dallas | Dallas | 22.09 |
| Preston Hollow Elementary School | Dallas | Dallas | 22.07 |
| George Herbert Walker Bush Elementary School | Addison | Dallas | 22.00 |
| Juan N. Seguin Elementary School | Grand Prairie | Dallas | 21.99 |
| Beaver Technology Center for Math & Science | Garland | Dallas | 21.92 |
| J. Herman Reed Middle School | Duncanville | Dallas | 21.89 |
| Polk Middle School | Carrollton | Dallas | 21.88 |
| Lamar Middle School | Irving | Dallas | 21.85 |
| Highland Meadows Elementary School | Dallas | Dallas | 21.84 |
| Justin F. Kimball High School | Dallas | Dallas | 21.82 |
| Thomas A. Edison Middle School | Dallas | Dallas | 21.82 |
| Elisha M. Pease Elementary School | Dallas | Dallas | 21.77 |
| DeWitt Perry Middle School | Carrollton | Dallas | 21.77 |
| Arapaho Classical Magnet | Richardson | Dallas | 21.75 |
| Thomas Haley Elementary School | Irving | Dallas | 21.75 |
| Vanston Middle School | Mesquite | Dallas | 21.69 |
| Merrifield Elementary School | Duncanville | Dallas | 21.69 |
| Central Elementary School | Duncanville | Dallas | 21.68 |
| J.N. Ervin Elementary School | Dallas | Dallas | 21.68 |
| D.A. Hulcy Steam Middle School | Dallas | Dallas | 21.67 |
| Kimball Elementary School | Mesquite | Dallas | 21.66 |
| Lenore Kirk Hall Elementary School | Dallas | Dallas | 21.63 |
| Whitney M. Young Jr. Elementary School | Dallas | Dallas | 21.63 |

| SCHOOLNAME | CITY | COUNTY | Traffic Safety Score |
|---|---------------|--------|----------------------|
| Carrollton Elementary School | Carrollton | Dallas | 21.62 |
| Range Elementary School | Mesquite | Dallas | 21.61 |
| Robert T. Hill Middle School | Dallas | Dallas | 21.60 |
| Mary E .Smithey PACE High School | Duncanville | Dallas | 21.59 |
| Glenn C. Hardin Intermediate | Duncanville | Dallas | 21.58 |
| Martin Weiss Elementary School | Dallas | Dallas | 21.57 |
| Price Elementary School | Garland | Dallas | 21.50 |
| Reinhardt Elementary School | Dallas | Dallas | 21.49 |
| Pearce High School | Richardson | Dallas | 21.47 |
| Keyes Elementary School | Irving | Dallas | 21.45 |
| Grand Prairie High School | Grand Prairie | Dallas | 21.41 |
| Victor H. Hexter Elementary School | Dallas | Dallas | 21.41 |
| Bridgeway Preparatory Academy | Carrollton | Dallas | 21.39 |
| Davis Elementary School- Irving | Irving | Dallas | 21.36 |
| Newman Smith High School | Carrollton | Dallas | 21.36 |
| Community Learning Center | Carrollton | Dallas | 21.35 |
| Julius Dorsey Elementary School | Dallas | Dallas | 21.34 |
| Sudie L. Williams Elementary School | Dallas | Dallas | 21.32 |
| Bussey Middle School | Garland | Dallas | 21.26 |
| Walnut Glen Academy for Excellence | Garland | Dallas | 21.25 |
| Brentfield Elementary School | Dallas | Dallas | 21.24 |
| Travis Middle School | Irving | Dallas | 21.22 |
| N Garland High School | Garland | Dallas | 21.19 |
| Harry C. Withers Elementary School | Dallas | Dallas | 21.17 |
| Sallye Moore College and Career Preparatory | Grand Prairie | Dallas | 21.17 |
| Dallas Environmental Science Academy | Dallas | Dallas | 21.16 |
| Bowie Elementary School | Dallas | Dallas | 21.11 |
| Amelia Earhart Learning Center | Dallas | Dallas | 21.11 |
| Florence Elementary School | Mesquite | Dallas | 21.10 |
| Stephen C. Foster Elementary School | Dallas | Dallas | 21.10 |
| Lee Elementary School | Irving | Dallas | 21.10 |
| Golden Meadows Elementary School | Garland | Dallas | 21.07 |
| E.B. Comstock Middle School | Dallas | Dallas | 21.02 |
| Spring Creek Elementary School | Dallas | Dallas | 21.02 |
| Thomas C. Marsh Middle School | Dallas | Dallas | 21.00 |
| John Adams Middle School | Grand Prairie | Dallas | 21.00 |
| Universal Academy | Irving | Dallas | 20.97 |
| H. Grady Spruce High School | Dallas | Dallas | 20.96 |
| Crosswinds High School | Grand Prairie | Dallas | 20.95 |

| SCHOOLNAME | CITY | COUNTY | Traffic Safety Score |
|--|----------------|--------|----------------------|
| Williams Elementary School | Garland | Dallas | 20.94 |
| Turner High School | Carrollton | Dallas | 20.92 |
| Gilbert F. M. Elementary School | Irving | Dallas | 20.88 |
| Kimbrough Middle School | Mesquite | Dallas | 20.86 |
| Central Elementary School - Carrollton | Carrollton | Dallas | 20.86 |
| N.W. Harlee Early Childhood Center | Dallas | Dallas | 20.85 |
| Dallas Can Academy at Carrollton-Farmers Branch | Farmers Branch | Dallas | 20.80 |
| Brandenburg Elementary School | Irving | Dallas | 20.80 |
| Canyon Creek Elementary School | Richardson | Dallas | 20.76 |
| Richardson Terrace Elementary School | Richardson | Dallas | 20.76 |
| Bailey's Academy | Carrollton | Dallas | 20.74 |
| Parsons Pre-K Center | Garland | Dallas | 20.73 |
| Ethridge Elementary School | Garland | Dallas | 20.73 |
| Jackie Mae Townsell Elementary School | Irving | Dallas | 20.72 |
| Frederick Douglass Elementary School | Dallas | Dallas | 20.71 |
| Henry B. Gonzalez Elementary School | Dallas | Dallas | 20.65 |
| Cooper Elementary School | Garland | Dallas | 20.65 |
| Thomas Tolbert Elementary School | Dallas | Dallas | 20.63 |
| James Bowie Elementary School | Dallas | Dallas | 20.63 |
| Strickland Intermediate | Farmers Branch | Dallas | 20.58 |
| Classical Center at Vial Elementary School | Garland | Dallas | 20.55 |
| A.C. New Middle School | Balch Springs | Dallas | 20.54 |
| Greenwood Hills Elementary School | Richardson | Dallas | 20.52 |
| Henry W. Longfellow Career Exploration Academy | Dallas | Dallas | 20.52 |
| Rugel Elementary School | Mesquite | Dallas | 20.44 |
| J.P. Starks Math Science and Technology Vanguard | Dallas | Dallas | 20.42 |
| Clifton Early Childhood | Irving | Dallas | 20.39 |
| Lyndon B. Johnson Disciplinary Alternative Education Program | Grand Prairie | Dallas | 20.30 |
| Thurgood Marshall Leadership Academy | Grand Prairie | Dallas | 20.29 |
| Shorehaven Elementary School | Garland | Dallas | 20.27 |
| McDonald Middle School | Mesquite | Dallas | 20.26 |
| Young Men's Leadership Academy at Kennedy Middle | Grand Prairie | Dallas | 20.25 |
| Westwood Math Science and Leadership Magnet | Dallas | Dallas | 20.25 |
| Leslie A. Stemmons Elementary School | Dallas | Dallas | 20.22 |
| Richardson North Junior High School | Richardson | Dallas | 20.21 |
| Watson Technology Center for Math & Science | Garland | Dallas | 20.20 |
| Mesquite Academy | Mesquite | Dallas | 20.19 |
| Cisneros Prekindergarten Center | Garland | Dallas | 20.17 |
| Grand Prairie Fine Arts Academy | Grand Prairie | Dallas | 20.16 |

| SCHOOLNAME | CITY | COUNTY | Traffic Safety Score |
|--|---------------|--------|----------------------|
| Northlake Elementary School - Garland | Garland | Dallas | 20.11 |
| Farine Elementary School | Irving | Dallas | 20.09 |
| Richard J. Lee Elementary School | Irving | Dallas | 20.08 |
| Richard Lagow Elementary School | Dallas | Dallas | 20.07 |
| Stephen F. Austin Elementary School | Grand Prairie | Dallas | 20.04 |
| Centerville Elementary School | Garland | Dallas | 20.03 |
| Galloway Elementary School | Mesquite | Dallas | 20.01 |
| Moises E. Molina High School | Dallas | Dallas | 20.00 |
| Yale Elementary School | Richardson | Dallas | 19.94 |
| MacArthur High School | Irving | Dallas | 19.93 |
| Sam Houston Middle School - Irving | Irving | Dallas | 19.93 |
| Memorial Pathway Academy High School | Garland | Dallas | 19.92 |
| Cannaday Elementary School | Mesquite | Dallas | 19.90 |
| Toler Elementary School | Garland | Dallas | 19.86 |
| Kimberlin Academy for Excellence | Garland | Dallas | 19.84 |
| Ervin C. Whitt Fine Arts Academy | Grand Prairie | Dallas | 19.81 |
| Hillside Academy for Excellence | Garland | Dallas | 19.80 |
| Summit Learning Center | Duncanville | Dallas | 19.80 |
| Beasley Elementary School | Mesquite | Dallas | 19.78 |
| Kennedy-Curry Middle School | Dallas | Dallas | 19.77 |
| Gray Elementary School | Balch Springs | Dallas | 19.75 |
| James S. Hogg Elementary School | Dallas | Dallas | 19.74 |
| Hector P. Garcia Middle School | Dallas | Dallas | 19.74 |
| Young Women's Leadership Academy at Arnold | Grand Prairie | Dallas | 19.72 |
| John Dubiski Career High School | Grand Prairie | Dallas | 19.71 |
| Dwight D. Eisenhower Elementary School | Grand Prairie | Dallas | 19.71 |
| Townley Elementary School | Irving | Dallas | 19.69 |
| Acton Elementary School | Dallas | Dallas | 19.68 |
| Duncanville High School | Duncanville | Dallas | 19.66 |
| Brown Elementary School | Irving | Dallas | 19.65 |
| Kinkeade Early Childhood | Irving | Dallas | 19.63 |
| The Meadows Elementary School | DeSoto | Dallas | 19.62 |
| Lanny Frasier Middle School | Mesquite | Dallas | 19.60 |
| IL Texas Lancaster Desoto High School | Richardson | Dallas | 19.60 |
| Shaw Elementary School | Mesquite | Dallas | 19.59 |
| Grand Prairie Collegiate Institute | Grand Prairie | Dallas | 19.58 |
| Ellen Ochoa Stem Academy at Ben Miliam Elementary School | Grand Prairie | Dallas | 19.58 |
| Seabourn Elementary School | Mesquite | Dallas | 19.55 |
| Waterford Oaks Elementary School | Cedar Hill | Dallas | 19.55 |

| SCHOOLNAME | CITY | COUNTY | Traffic Safety Score |
|--|---------------|--------|----------------------|
| Florence Hill Elementary School | Grand Prairie | Dallas | 19.53 |
| James R. Bilhartz Jr. Elementary School | Dallas | Dallas | 19.52 |
| Sellers Middle School | Garland | Dallas | 19.52 |
| Hanby Elementary School | Mesquite | Dallas | 19.50 |
| Bessie Coleman Middle School | Cedar Hill | Dallas | 19.47 |
| Nancy J. Cochran Elementary School | Dallas | Dallas | 19.44 |
| Lakeside Elementary School | Coppell | Dallas | 19.42 |
| West Mesquite High School | Mesquite | Dallas | 19.41 |
| Agnew Middle School | Mesquite | Dallas | 19.40 |
| Bray Elementary School | Cedar Hill | Dallas | 19.39 |
| Webb Middle School | Garland | Dallas | 19.38 |
| Abbett Elementary School | Garland | Dallas | 19.37 |
| G.W. Kennemer Middle School | Dallas | Dallas | 19.36 |
| Denton Creek Elementary School | Coppell | Dallas | 19.36 |
| Northside Elementary School | DeSoto | Dallas | 19.34 |
| Weaver Elementary School | Garland | Dallas | 19.34 |
| Highlands Elementary School | Cedar Hill | Dallas | 19.32 |
| Britain Elementary School | Irving | Dallas | 19.28 |
| Garner Fine Arts Academy | Grand Prairie | Dallas | 19.28 |
| Ronald W Reagan Middle School | Grand Prairie | Dallas | 19.25 |
| Cedar Hill High School | Cedar Hill | Dallas | 19.24 |
| Bonham Early Education | Grand Prairie | Dallas | 19.17 |
| James Fannin Middle School | Grand Prairie | Dallas | 19.16 |
| Edward H. Cary Middle School | Dallas | Dallas | 19.10 |
| William Lee Hastings Elementary School | Duncanville | Dallas | 19.09 |
| Barbara Bush Elementary School | Grand Prairie | Dallas | 19.08 |
| Rayburn Elementary School Steam Academy | Grand Prairie | Dallas | 19.08 |
| Steadham Elementary School | Rowlett | Dallas | 19.07 |
| Woodridge Elementary School | DeSoto | Dallas | 19.06 |
| Moss Elementary School | Mesquite | Dallas | 19.05 |
| John W. Armstrong Elementary School | Sachse | Dallas | 19.05 |
| Felix G. Botello Elementary School | Dallas | Dallas | 19.03 |
| S. Gus Alexander Jr. Elementary School | Duncanville | Dallas | 19.02 |
| Hobbs Williams Elementary School | Grand Prairie | Dallas | 19.02 |
| Wilkinson Middle School | Mesquite | Dallas | 19.00 |
| Cottonwood Creek Elementary School | Coppell | Dallas | 18.99 |
| Rufus C. Burleson Elementary School | Dallas | Dallas | 18.97 |
| Vernal Lister Elementary School | Garland | Dallas | 18.94 |
| Spring Creek Elementary School - Garland | Garland | Dallas | 18.92 |

| SCHOOLNAME | CITY | COUNTY | Traffic Safety Score |
|--|---------------|--------|----------------------------|
| Mary McLeod Bethune Elementary School | Dallas | Dallas | 18.89 |
| Rowlett Elementary School | Rowlett | Dallas | 18.88 |
| High Pointe Elementary School | Cedar Hill | Dallas | 18.83 |
| Tisinger Elementary School | Mesquite | Dallas | 18.83 |
| Vernon Schrader Middle School | Rowlett | Dallas | 18.78 |
| Poteet High School | Mesquite | Dallas | 18.75 |
| Elliott Elementary School | Irving | Dallas | 18.75 |
| DeSoto West Middle School | DeSoto | Dallas | 18.73 |
| Big Springs Elementary School | Garland | Dallas | 18.73 |
| Classical Center at Brandenburg Middle School | Garland | Dallas | 18.73 |
| Eladio R Martinez Learning Center | Dallas | Dallas | 18.73 |
| John F. Peeler Elementary School | Dallas | Dallas | 18.72 |
| Seagoville Middle School | Dallas | Dallas | 18.70 |
| Naaman Forest High School | Garland | Dallas | 18.69 |
| Hodges Elementary School | Balch Springs | Dallas | 18.68 |
| William Lipscomb Elementary School | Dallas | Dallas | 18.67 |
| W.S. Permenter Middle School | Cedar Hill | Dallas | 18.65 |
| Onesimo Hernandez Elementary School | Dallas | Dallas | 18.65 |
| Clint Q. Smith Elementary School | Duncanville | Dallas | 18.58 |
| John J. Pershing Elementary School | Dallas | Dallas | 18.57 |
| Freeman Elementary School - Irving | Irving | Dallas | 18.53 |
| John H. Reagan Elementary School | Dallas | Dallas | 18.50 |
| W.H. Adamson High School | Dallas | Dallas | 18.50 |
| Walnut Hill Elementary School | Dallas | Dallas | 18.47 |
| Coppell Middle School North | Coppell | Dallas | 18.47 |
| Victory Place at Coppell | Coppell | Dallas | 18.46 |
| H. Bob Daniel Sr. Intermediate | Duncanville | Dallas | 18.45 |
| Harry S. Truman Middle School | Grand Prairie | Dallas | 18.41 |
| Handley Elementary School | Garland | Dallas | 18.40 |
| Pinkerton Elementary School | Coppell | Dallas | 18.40 |
| Austin Elementary School - Mesquite | Mesquite | Dallas | 18.40 |
| William H. Byrd Middle School | Duncanville | Dallas | 18.36 |
| Millrose Center | Garland | Dallas | 18.27 |
| Amber Terrace Discovery and Design Early Childhood Academy | DeSoto | Dallas | 18.25 |
| Thomas J. Rusk Middle School | Dallas | Dallas | 18.25 |
| Seagoville North Elementary School | Seagoville | Dallas | 18.24 |
| Mackey Elementary School | Balch Springs | Dallas | 18.22 |
| Pirrung Elementary School | Mesquite | Dallas | 18.22 |
| Barbara Bush Middle School | Irving | Dallas | 18.20 |

| SCHOOLNAME | CITY | COUNTY | Traffic Safety Score |
|--|---------------|--------|----------------------|
| Frank D. Moates Elementary School | Glenn Heights | Dallas | 18.11 |
| Black Elementary School | Mesquite | Dallas | 18.08 |
| S Garland High School | Garland | Dallas | 18.07 |
| Sachse High School | Sachse | Dallas | 18.06 |
| Harmony School of Innovation - Grand Prairie | Grand Prairie | Dallas | 18.02 |
| Lancaster Elementary School | Lancaster | Dallas | 18.00 |
| Club Hill Elementary School | Garland | Dallas | 17.92 |
| Mesquite High School | Mesquite | Dallas | 17.90 |
| B.G. Hudson Middle School | Sachse | Dallas | 17.86 |
| George Washington Carver Elementary School | Garland | Dallas | 17.83 |
| Coppell Classical Academy | Coppell | Dallas | 17.82 |
| Geneva Heights Elementary School | Dallas | Dallas | 17.81 |
| Rutherford Elementary School | Mesquite | Dallas | 17.67 |
| Gabe P. Allen Charter School | Dallas | Dallas | 17.65 |
| Ruby Young Elementary School | DeSoto | Dallas | 17.64 |
| Valley Ranch Elementary School | Irving | Dallas | 17.63 |
| Pleasant Run Elementary School | Lancaster | Dallas | 17.59 |
| Suzanna Dickinson Elementary School | Grand Prairie | Dallas | 17.52 |
| Dr. Linda Henrie Elementary School | Dallas | Dallas | 17.51 |
| Wilmer Elementary School | Wilmer | Dallas | 17.49 |
| W.E. Greiner Exploratory Arts Academy | Dallas | Dallas | 17.45 |
| Robert B. Sewell Elementary School | Sachse | Dallas | 17.45 |
| Keeley Elementary School | Rowlett | Dallas | 17.43 |
| Katherine Johnson Technology Magnet Academy | DeSoto | Dallas | 17.43 |
| Lincoln Humanities/Communications Magnet High School | Dallas | Dallas | 17.42 |
| Austin Elementary School | Coppell | Dallas | 17.40 |
| Shugart Elementary School | Garland | Dallas | 17.40 |
| New Tech High School at Coppell | Coppell | Dallas | 17.39 |
| Central Elementary School - Seagoville | Seagoville | Dallas | 17.38 |
| Rowlett High School | Rowlett | Dallas | 17.37 |
| Coppell Middle School West | Coppell | Dallas | 17.34 |
| Coyle Middle School | Rowlett | Dallas | 17.34 |
| Riverchase Elementary School | Coppell | Dallas | 17.32 |
| Clinton P. Russell Elementary School | Dallas | Dallas | 17.25 |
| Thompson Elementary School | Mesquite | Dallas | 17.23 |
| Coppell High School | Coppell | Dallas | 17.23 |
| J.L. Long Middle School | Dallas | Dallas | 16.95 |
| John Leslie Patton Jr. Academic Center | Dallas | Dallas | 16.93 |
| Thurgood Marshall Elementary School | Dallas | Dallas | 16.90 |

| SCHOOLNAME | CITY | COUNTY | Traffic Safety Score |
|--|------------|--------|----------------------------|
| West Main Elementary School | Lancaster | Dallas | 16.88 |
| Coppell Middle School East | Coppell | Dallas | 16.88 |
| Town Center Elementary School | Coppell | Dallas | 16.86 |
| Rosemont Middle School | Dallas | Dallas | 16.86 |
| Herfurth Elementary School | Rowlett | Dallas | 16.86 |
| Mount Auburn Elementary School | Dallas | Dallas | 16.86 |
| Winnetka Elementary School | Dallas | Dallas | 16.83 |
| Seagoville Elementary School | Seagoville | Dallas | 16.81 |
| Barbara M. Manns Education Center | Dallas | Dallas | 16.77 |
| Mockingbird Elementary School - Coppell | Coppell | Dallas | 16.76 |
| Maya Angelou High School | Dallas | Dallas | 16.75 |
| Rosemont Elementary School | Dallas | Dallas | 16.67 |
| Rosemont Primar School-Chris V. Semos Campus | Dallas | Dallas | 16.63 |
| Frank Guzick Elementary School | Dallas | Dallas | 16.63 |
| Sunnyvale Intermediate School | Sunnyvale | Dallas | 16.53 |
| Sunset High School | Dallas | Dallas | 16.44 |
| Elsie Robertson Middle School | Lancaster | Dallas | 16.41 |
| Francisco 'Pancho' Medrano Middle School | Dallas | Dallas | 16.35 |
| Canyon Ranch Elementary School | Irving | Dallas | 16.34 |
| G.W. Carver 6th Grade Stem Learning Center | Lancaster | Dallas | 16.25 |
| Letot Campus | Dallas | Dallas | 16.19 |
| Sunnyvale High School | Sunnyvale | Dallas | 16.18 |
| Lida Hooe Elementary School | Dallas | Dallas | 16.16 |
| J D Hall Learning Center | Lancaster | Dallas | 16.12 |
| Sunnyvale Middle School | Sunnyvale | Dallas | 16.10 |
| Skyline High School | Dallas | Dallas | 16.05 |
| Jose 'Joe' May Elementary School | Dallas | Dallas | 16.00 |
| John S. Bradfield Elementary School | Dallas | Dallas | 15.72 |
| Julian T. Saldivar Elementary School | Dallas | Dallas | 15.43 |
| Louise Wolff Kahn Elementary School | Dallas | Dallas | 15.38 |
| Armstrong Elementary School | Dallas | Dallas | 15.34 |
| Sam Tasby Middle School | Dallas | Dallas | 15.27 |
| Jack Lowe Sr. Elementary School | Dallas | Dallas | 15.26 |
| David G. Burnet Elementary School | Dallas | Dallas | 15.05 |
| Stevens Park Elementary School | Dallas | Dallas | 14.99 |
| George Peabody Elementary School | Dallas | Dallas | 14.83 |
| Arturo Salazar Elementary School | Dallas | Dallas | 14.44 |
| Tom W. Field Elementary School | Dallas | Dallas | 14.36 |
| McCulloch Intermediate | Dallas | Dallas | 13.84 |

| SCHOOLNAME | CITY | COUNTY | Traffic Safety Score |
|---|---------------|--------|----------------------------|
| Highland Park Middle School | Dallas | Dallas | 13.84 |
| A. Maceo Smith New Tech High School | Dallas | Dallas | 13.80 |
| Barack Obama Male Leadership Academy | Dallas | Dallas | 13.79 |
| University Park Elementary School | Dallas | Dallas | 13.68 |
| Leonides Gonzalez Cigarroa M.D. Elementary School | Dallas | Dallas | 13.62 |
| Anson Jones Elementary School | Dallas | Dallas | 13.00 |
| Lorenzo De Zavala Middle School | Irving | Dallas | 12.95 |
| Ascher Silberstein Elementary School | Dallas | Dallas | 12.88 |
| Larry G. Smith Elementary School | Mesquite | Dallas | 12.76 |
| Irving High School | Irving | Dallas | 12.64 |
| W.W. Bushman Elementary School | Dallas | Dallas | 12.60 |
| Pierce Early Childhood | Irving | Dallas | 12.60 |
| Austin Middle School | Irving | Dallas | 12.35 |
| Barbara Cardwell Career Preparatory Center | Irving | Dallas | 12.12 |
| John Haley Elementary School | Irving | Dallas | 12.06 |
| Fairmeadows Elementary School | Duncanville | Dallas | 11.89 |
| Good Elementary School - Irving | Irving | Dallas | 11.75 |
| McWhorter Elementary School | Mesquite | Dallas | 11.70 |
| Floyd Elementary School | Balch Springs | Dallas | 11.63 |
| Celestino Mauricio Soto Jr Elementary School | Dallas | Dallas | 11.52 |
| Highland Park High School | Dallas | Dallas | 11.48 |
| Robert E. Lee Elementary School | Grand Prairie | Dallas | 11.41 |
| L.O. Donald Elementary School | Dallas | Dallas | 11.38 |
| Daugherty Elementary School | Garland | Dallas | 11.30 |
| Garland High School | Garland | Dallas | 11.29 |
| Freeman Elementary School | Garland | Dallas | 11.28 |
| North Mesquite High School | Mesquite | Dallas | 11.27 |
| South Grand Prairie High School | Grand Prairie | Dallas | 11.25 |
| Pathfinder Achievement Center | Garland | Dallas | 10.83 |
| South Grand Prairie High School | Grand Prairie | Dallas | 10.81 |
| Lorenzo De Zavala Environmental Science Academy | Grand Prairie | Dallas | 10.79 |
| Trinidad Garza Early College at Mountain View | Dallas | Dallas | 10.79 |
| Tosch Elementary School | Mesquite | Dallas | 10.71 |
| Andrew Jackson Middle School | Grand Prairie | Dallas | 10.59 |
| Robert S. Hyer Elementary School | Dallas | Dallas | 10.54 |
| Bowie Middle School | Irving | Dallas | 10.38 |
| Thomas Jefferson High School | Dallas | Dallas | 10.31 |
| Student Reassignment Center | Irving | Dallas | 10.09 |
| Wheeler Transitional and Developmental Center | Irving | Dallas | 10.07 |

| SCHOOLNAME | CITY | COUNTY | Traffic Safety Score |
|--|---------------|--------|----------------------------|
| Schulze Elementary School | Irving | Dallas | 9.87 |
| R.L. Thornton Elementary School | Dallas | Dallas | 9.85 |
| David Daniels Elementary School Academy of Science & Math | Grand Prairie | Dallas | 9.57 |
| William B. Travis World Language Academy | Grand Prairie | Dallas | 9.35 |
| Lakewood Elementary School | Dallas | Dallas | 9.10 |

| SCHOOLNAME | CITY | COUNTY | Traffic Safety Score |
|---|---------------|--------|----------------------|
| Ray Braswell High School | Aubrey | Denton | 54.93 |
| Paloma Creek Elementary School I | Aubrey | Denton | 54.86 |
| Miller Elementary School - Little Elm | Little Elm | Denton | 54.57 |
| Harmony School of Innovation/ Harmony Science Academy | Carrollton | Denton | 54.34 |
| Weldon F. Corbell Elementary School | Frisco | Denton | 51.71 |
| Union Park Elementary School | Aubrey | Denton | 51.26 |
| Corinth Classical Upper School | Hickory Creek | Denton | 51.04 |
| Rodriguez Middle School | Aubrey | Denton | 50.91 |
| Corinth Classical Academy | Hickory Creek | Denton | 50.89 |
| Lance Thompson Elementary School | Justin | Denton | 50.73 |
| Denton Classical Academy | Denton | Denton | 50.62 |
| Argyle Middle School | Argyle | Denton | 50.48 |
| Savannah Elementary School | Savannah | Denton | 50.12 |
| Hackberry Elementary School | Frisco | Denton | 49.48 |
| E.P. Rayzor Elementary School | Lantana | Denton | 49.33 |
| North Texas Collegiate Academy- East Campus | Little Elm | Denton | 49.11 |
| Winfree Academy Charter School - Lewisville | Lewisville | Denton | 45.92 |
| Lake Dallas High School | Corinth | Denton | 45.40 |
| North Texas Collegiate Academy-North Campus | Denton | Denton | 41.09 |
| Trivium Academy | Carrollton | Denton | 40.96 |
| Vaughn Elementary School | Frisco | Denton | 40.84 |
| Leadership Prep School Secondary | Frisco | Denton | 40.56 |
| Founders Classical Academy - Flower Mound | Flower Mound | Denton | 40.00 |
| Leadership Prep School | Frisco | Denton | 39.87 |
| Cesar Chavez Elementary School | Little Elm | Denton | 39.64 |
| Oak Point Elementary School | Oak Point | Denton | 39.51 |
| Colin Powell 6th Grade Center | Little Elm | Denton | 39.47 |
| Cross Oaks Elementary School | Crossroads | Denton | 39.20 |
| Lakeside Middle School | Little Elm | Denton | 39.03 |
| Zellers Alternative Campus | Little Elm | Denton | 38.88 |
| Braswell High School | Aubrey | Denton | 38.84 |
| Clara Love Elementary School | Fort Worth | Denton | 38.55 |
| Aubrey Middle School | Aubrey | Denton | 38.24 |
| Polser Elementary School | Carrollton | Denton | 36.15 |
| Newton Rayzor Elementary School | Denton | Denton | 36.12 |
| Career Center East | Lewisville | Denton | 35.55 |
| Bennett & Alma Griffin Middle School | Frisco | Denton | 34.77 |

| SCHOOLNAME | CITY | COUNTY | Traffic Safety Score |
|---|--------------------|--------|----------------------|
| North Texas Collegiate Academy - South Campus | Lewisville | Denton | 34.51 |
| Shadow Ridge Middle School | Flower Mound | Denton | 34.18 |
| Navo Middle School | Aubrey | Denton | 34.03 |
| Catherine Bell Elementary School | Little Elm | Denton | 34.03 |
| Founders Classical Academy | Lewisville | Denton | 33.91 |
| Dorothy P. Adkins Elementary School | Lantana | Denton | 33.79 |
| Krum Early Education Center | Krum | Denton | 33.52 |
| STEM Academy - Lewisville | Lewisville | Denton | 33.49 |
| McFadden Ranch | Flower Mound | Denton | 33.16 |
| Denton Creek | Coppell | Denton | 33.15 |
| Justin Elementary School | Justin | Denton | 32.92 |
| Argyle West Elementary School | Argyle | Denton | 32.82 |
| Lewisville High School Killough | Lewisville | Denton | 31.51 |
| Dr. Erwin G. & Elizabeth Pink Elementary School | Frisco | Denton | 30.88 |
| Independence Elementary School | Lewisville | Denton | 29.97 |
| Flower Mound Elementary School | Flower Mound | Denton | 29.90 |
| Pioneer Heritage Middle School | Frisco | Denton | 29.90 |
| Newman Elementary School | Frisco | Denton | 29.88 |
| Nichols Elementary School | Frisco | Denton | 29.81 |
| Flower Mound High School | Flower Mound | Denton | 29.79 |
| Killian Middle School | Lewisville | Denton | 29.77 |
| Purefoy Elementary School | Frisco | Denton | 29.75 |
| Sparks Elementary School | Frisco | Denton | 29.66 |
| Hebron 9th Grade Campus | Carrollton | Denton | 29.56 |
| Coyote Ridge Elementary School | Carrollton | Denton | 29.40 |
| Hebron High School | Carrollton | Denton | 29.36 |
| Castle Hills Elementary School | Lewisville | Denton | 29.33 |
| Montessori Rainbow School and Child Care | Flower Mound | Denton | 29.33 |
| Parkway Elementary School | Lewisville | Denton | 29.07 |
| James A. Monaco | Providence Village | Denton | 29.03 |
| Wilma Fisher Elementary School | Frisco | Denton | 28.97 |
| Carroll Elementary School | Frisco | Denton | 28.96 |
| Timber Creek Elementary School | Flower Mound | Denton | 28.95 |
| Castle Mound Montessori | Flower Mound | Denton | 28.87 |
| Hosp Elementary School | Frisco | Denton | 28.84 |
| Robert Cobb Middle School | Frisco | Denton | 28.78 |
| Wayne A. Cox Elementary School | Roanoke | Denton | 28.78 |
| Flower Mound 9th Grade Center | Flower Mound | Denton | 28.68 |
| Liberty Elementary School | Flower Mound | Denton | 28.63 |

| SCHOOLNAME | CITY | COUNTY | Traffic Safety Score |
|---|--------------------|--------|----------------------|
| Ponder Elementary School | Ponder | Denton | 28.60 |
| Ponder High School | Ponder | Denton | 28.58 |
| Ponder Junior High School | Ponder | Denton | 28.56 |
| Creek Valley Middle School | Carrollton | Denton | 28.55 |
| Butterfield Elementary School | Sanger | Denton | 28.53 |
| Lewisville High School Ben Harmon | Lewisville | Denton | 28.46 |
| Shady Shores Elementary School | Shady Shores | Denton | 28.45 |
| Lone Star High School | Frisco | Denton | 28.12 |
| Argyle High School | Argyle | Denton | 28.11 |
| Mary M. Boals Elementary School | Frisco | Denton | 27.99 |
| Hodge Elementary School | Denton | Denton | 27.95 |
| Wonderland Montessori Academy of Flower Mound | Flower Mound | Denton | 27.80 |
| Trent Middle School | Frisco | Denton | 27.70 |
| Sanger High School | Sanger | Denton | 27.69 |
| Providence Elementary School | Providence Village | Denton | 27.60 |
| Bridlewood Elementary School | Flower Mound | Denton | 27.48 |
| Pilot Point High School | Pilot Point | Denton | 27.45 |
| Guyer High School | Denton | Denton | 27.37 |
| Bluebonnet Elementary School | Flower Mound | Denton | 27.36 |
| Alden Montessori School | Flower Mound | Denton | 27.31 |
| Hilltop Elementary School | Argyle | Denton | 27.21 |
| Harpool Middle School | Argyle | Denton | 27.17 |
| Blanton Elementary School | Argyle | Denton | 27.13 |
| W.S. Ryan Elementary School | Denton | Denton | 27.12 |
| Denton High School | Denton | Denton | 27.11 |
| Clayton Downing Middle School | Flower Mound | Denton | 27.01 |
| Gene Pike Middle School | Fort Worth | Denton | 26.86 |
| McNair Elementary School | Denton | Denton | 26.82 |
| Dyer Elementary School | Krum | Denton | 26.79 |
| Argyle Intermediate | Argyle | Denton | 26.76 |
| Northwest High School | Fort Worth | Denton | 26.75 |
| W.R. Hatfield Elementary School | Fort Worth | Denton | 26.72 |
| Bettye Myers Middle School | Shady Shores | Denton | 26.69 |
| Stephens Elementary School | Shady Shores | Denton | 26.68 |
| Denton Regional Day School Program for the Deaf | Denton | Denton | 26.62 |
| Blalack Middle School | Carrollton | Denton | 26.37 |
| Davis Elementary School | Carrollton | Denton | 26.06 |
| Rosemeade Elementary School | Carrollton | Denton | 25.99 |
| Kent Elementary School | Carrollton | Denton | 25.98 |

| SCHOOLNAME | CITY | COUNTY | Traffic Safety Score |
|--|--------------|--------|----------------------|
| Fred Moore High School | Denton | Denton | 25.40 |
| Homestead Elementary School | Carrollton | Denton | 24.92 |
| Rivera Elementary School | Denton | Denton | 24.31 |
| Tom Hicks Elementary School | Frisco | Denton | 24.09 |
| Joe Dale Sparks | Denton | Denton | 24.05 |
| Indian Creek Elementary School | Carrollton | Denton | 23.89 |
| B.B. Owen Elementary School | The Colony | Denton | 23.77 |
| McWhorter Elementary School | Dallas | Denton | 23.60 |
| Corinth Elementary School | Corinth | Denton | 23.44 |
| Phillips Elementary School | Frisco | Denton | 23.43 |
| Sue Wilson Stafford Middle School | Frisco | Denton | 23.32 |
| James M. Steele Accelerated High School | Roanoke | Denton | 23.13 |
| Central Elementary School | Lewisville | Denton | 22.89 |
| Dale Jackson Career Center | Lewisville | Denton | 22.83 |
| Lewisville Learning Center | Lewisville | Denton | 22.80 |
| Rockbrook Montessori at Flower Mound | Flower Mound | Denton | 22.80 |
| Furneaux Elementary School | Carrollton | Denton | 22.63 |
| McMath Middle School | Denton | Denton | 22.27 |
| Krum High School | Krum | Denton | 22.24 |
| Borman Elementary School | Denton | Denton | 22.20 |
| Lewisville Elementary School | Lewisville | Denton | 22.18 |
| Lewisville Education Center | Lewisville | Denton | 22.12 |
| Mill Street Elementary School | Lewisville | Denton | 22.03 |
| McKamy Elementary School | Dallas | Denton | 21.87 |
| Rainwater Elementary School | Carrollton | Denton | 21.86 |
| Ann Windle School for Young Children | Denton | Denton | 21.75 |
| Creekview High School | Carrollton | Denton | 21.72 |
| Lee Elementary School | Denton | Denton | 21.68 |
| Houston Elementary School | Denton | Denton | 21.63 |
| Thompson Elementary School | Carrollton | Denton | 21.55 |
| Southridge Elementary School | Lewisville | Denton | 21.46 |
| Marie Huie Special Education Center | Carrollton | Denton | 21.42 |
| Marshall Durham Middle School | Lewisville | Denton | 21.16 |
| Lillie J. Jackson Early Childhood Center | Lewisville | Denton | 21.14 |
| Sheffield Intermediate | Dallas | Denton | 21.05 |
| Creekside Elementary School | Lewisville | Denton | 21.00 |
| Sheffield Elementary School | Dallas | Denton | 20.92 |
| Lewisville High School | Lewisville | Denton | 20.85 |
| Rockbrook Elementary School | Lewisville | Denton | 20.66 |
| College Street Elementary School | Lewisville | Denton | 20.64 |

| SCHOOLNAME | CITY | COUNTY | Traffic Safety Score |
|---|--------------|--------|----------------------|
| Long Middle School | Dallas | Denton | 20.63 |
| Huffines Middle School | Lewisville | Denton | 20.62 |
| Morningside Elementary School | The Colony | Denton | 20.16 |
| The Colony High School | The Colony | Denton | 19.96 |
| Valley Ridge Elementary School | Lewisville | Denton | 19.88 |
| Evers Park Elementary School | Denton | Denton | 19.86 |
| Peters Colony Elementary School | The Colony | Denton | 19.85 |
| Camey Elementary School | The Colony | Denton | 19.54 |
| Nelson Elementary School | Denton | Denton | 19.53 |
| Arbor Creek Middle School | Carrollton | Denton | 19.51 |
| Hedrick Middle School | Lewisville | Denton | 19.51 |
| Hedrick Elementary School | Lewisville | Denton | 19.44 |
| Pecan Creek Elementary School | Denton | Denton | 19.41 |
| Hebron Valley Elementary School | Carrollton | Denton | 19.38 |
| Legacy Learning Center | Flower Mound | Denton | 19.25 |
| Garden Ridge Elementary School | Flower Mound | Denton | 19.24 |
| Griffin Middle School | The Colony | Denton | 19.24 |
| DeLay Middle School | Lewisville | Denton | 19.20 |
| Rick Reedy High School | Frisco | Denton | 19.19 |
| Strickland Middle School | Denton | Denton | 19.19 |
| Degan Elementary School | Lewisville | Denton | 19.08 |
| D.H. Brent Elementary School | Little Elm | Denton | 19.04 |
| Wilson Elementary School | Denton | Denton | 19.02 |
| Charles B. Pearson Middle School | Frisco | Denton | 18.95 |
| Ginnings Elementary School | Denton | Denton | 18.85 |
| Donald Elementary School | Flower Mound | Denton | 18.77 |
| Lamar Middle School | Flower Mound | Denton | 18.76 |
| Forest Vista Elementary School | Flower Mound | Denton | 18.72 |
| Robertson Elementary School | Little Elm | Denton | 18.66 |
| Prairie Trail Elementary School | Flower Mound | Denton | 18.62 |
| Forestwood Middle School | Flower Mound | Denton | 18.52 |
| Old Settlers Elementary School | Flower Mound | Denton | 18.44 |
| Ryan High School | Denton | Denton | 18.33 |
| Calvin Bledsoe Elementary School | Frisco | Denton | 18.17 |
| Wellington Elementary School | Flower Mound | Denton | 18.09 |
| Marjory Vickery Elementary School | Flower Mound | Denton | 18.09 |
| Lakeview Elementary School - Little Elm | Little Elm | Denton | 18.05 |
| Stewarts Creek Elementary School | The Colony | Denton | 18.02 |
| Crownover Middle School | Corinth | Denton | 17.98 |
| Hawk Elementary School | Corinth | Denton | 17.66 |

| SCHOOLNAME | CITY | COUNTY | Traffic Safety Score |
|--|------------------|--------|----------------------|
| Clear Creek Intermediate | Sanger | Denton | 17.65 |
| Lakeview Middle School | The Colony | Denton | 17.65 |
| Chisholm Trail Elementary School | Sanger | Denton | 17.59 |
| Windsong Ranch Elementary School | Prosper | Denton | 17.58 |
| Heritage Elementary School | Highland Village | Denton | 17.55 |
| McKamy Middle School | Flower Mound | Denton | 17.46 |
| Prestwick K-8 STEM Academy | The Colony | Denton | 17.44 |
| Marcus 9th Grade Center | Flower Mound | Denton | 17.34 |
| Sanger Middle School | Sanger | Denton | 17.30 |
| Marcus High School | Flower Mound | Denton | 17.25 |
| Blanche Dodd Intermediate | Krum | Denton | 17.25 |
| Little Elm High School | Little Elm | Denton | 17.19 |
| H.L. Brockett | Aubrey | Denton | 17.16 |
| Lakeview Elementary School - Trophy Club | Trophy Club | Denton | 17.15 |
| Aubrey High School | Aubrey | Denton | 17.15 |
| Pilot Point Middle School | Pilot Point | Denton | 17.10 |
| Pilot Point Elementary School | Pilot Point | Denton | 16.90 |
| Briarhill Middle School | Highland Village | Denton | 16.85 |
| McAuliffe Elementary School | Lewisville | Denton | 16.70 |
| LaGrone Advanced Technology Complex | Denton | Denton | 16.64 |
| Krum Middle School | Krum | Denton | 16.54 |
| Gonzalez School for Young Children | Denton | Denton | 16.51 |
| Leo Adams Middle School | Justin | Denton | 16.09 |
| Roanoke Elementary School | Roanoke | Denton | 16.03 |
| Samuel Beck Elementary School | Trophy Club | Denton | 15.97 |
| Linda Tutt High School | Sanger | Denton | 15.97 |
| Medlin Middle School | Trophy Club | Denton | 15.90 |
| Byron Nelson High School | Trophy Club | Denton | 15.81 |
| Calhoun Middle School | Denton | Denton | 15.70 |
| Pilot Point Intermediate | Pilot Point | Denton | 15.47 |
| Lakeland Elementary School | Lewisville | Denton | 13.59 |
| Lake Dallas Elementary School | Lake Dallas | Denton | 8.60 |
| Lake Dallas Middle School | Lake Dallas | Denton | 8.31 |
| Highland Village Elementary School | Highland Village | Denton | 8.19 |
| Ethridge Elementary School | The Colony | Denton | 7.83 |
| Sanger 6th Grade Center | Sanger | Denton | 7.27 |

| SCHOOLNAME | CITY | COUNTY | Traffic Safety Score |
|--|---------------|--------|----------------------|
| Oliver E. Clift Elementary School | Waxahachie | Ellis | 51.06 |
| Faith Family Master Academy | De Soto | Ellis | 50.95 |
| Life High School | Waxahachie | Ellis | 50.58 |
| Life Middle School | Waxahachie | Ellis | 50.52 |
| Turner PreK Academy | Waxahachie | Ellis | 50.33 |
| Mt. Peak Elementary School | Midlothian | Ellis | 49.49 |
| Red Oak Middle School | Red Oak | Ellis | 49.33 |
| H.A. Wooden Elementary School | Red Oak | Ellis | 49.17 |
| Milford School | Milford | Ellis | 49.04 |
| Margaret L. Felty Elementary School | Waxahachie | Ellis | 44.82 |
| Austin Elementary School | Ennis | Ellis | 44.45 |
| Robbie E. Howard Junior High School | Waxahachie | Ellis | 40.39 |
| David S. Crockett Early Childhood Center | Ennis | Ellis | 39.78 |
| Shackelford Elementary School | Waxahachie | Ellis | 39.56 |
| Avalon School | Avalon | Ellis | 39.09 |
| Maypearl Middle School | Maypearl | Ellis | 38.80 |
| T.E. Baxter Elementary School | Midlothian | Ellis | 38.62 |
| Ferris Intermediate | Ferris | Ellis | 38.36 |
| Longbranch Elementary School | Midlothian | Ellis | 37.93 |
| Dorie Miller Intermediate | Ennis | Ellis | 34.25 |
| Midlothian Heritage High School | Midlothian | Ellis | 33.88 |
| Walnut Grove Middle School | Midlothian | Ellis | 33.76 |
| Lorene Smith Kirkpatrick Elementary School | Maypearl | Ellis | 33.57 |
| Maypearl Intermediate | Maypearl | Ellis | 33.57 |
| Eastridge Elementary School | Red Oak | Ellis | 33.15 |
| Maypearl High School | Maypearl | Ellis | 32.66 |
| Wilemon STEAM Academy | Waxahachie | Ellis | 30.34 |
| Waxahachie High School | Waxahachie | Ellis | 29.44 |
| Wedgeworth Elementary School | Waxahachie | Ellis | 29.15 |
| Finley Junior High School | Waxahachie | Ellis | 29.11 |
| Italy High School | Italy | Ellis | 28.39 |
| Jack Lummus Intermediate | Ennis | Ellis | 28.20 |
| Red Oak High School | Red Oak | Ellis | 28.13 |
| Ennis High School | Ennis | Ellis | 28.11 |
| Bowie Elementary School | Ennis | Ellis | 27.99 |
| Red Oak Elementary School | Red Oak | Ellis | 27.92 |
| Shields Elementary School | Glenn Heights | Ellis | 27.90 |
| Houston Elementary School | Ennis | Ellis | 27.85 |
| Stafford Elementary School | Italy | Ellis | 27.79 |

| SCHOOLNAME | CITY | COUNTY | Traffic Safety Score |
|--|---------------|--------|----------------------|
| Russell P. Schupmann Elementary School | Glenn Heights | Ellis | 27.60 |
| LaRue Miller Elementary School | Midlothian | Ellis | 27.55 |
| Ferris High School | Ferris | Ellis | 26.86 |
| Dolores W McClatchey Elementary School | Midlothian | Ellis | 26.79 |
| Ferris Junior High School | Ferris | Ellis | 26.73 |
| Palmer High School | Palmer | Ellis | 26.45 |
| Frank Seale Middle School | Midlothian | Ellis | 23.24 |
| Palmer Middle School | Palmer | Ellis | 22.15 |
| Lucy Mae McDonald Elementary School | Ferris | Ellis | 22.13 |
| Northside Elementary School | Waxahachie | Ellis | 19.87 |
| Waxahachie Global High School | Waxahachie | Ellis | 19.83 |
| Waxahachie 9th Grade Academy | Waxahachie | Ellis | 19.40 |
| G.W. Carver Early Childhood Center | Ennis | Ellis | 18.69 |
| Waxahachie High School of Choice | Waxahachie | Ellis | 18.61 |
| Dunaway Elementary School | Waxahachie | Ellis | 18.15 |
| Irvin Elementary School | Midlothian | Ellis | 17.69 |
| J.A. Vitovsky Elementary School | Midlothian | Ellis | 17.65 |
| Palmer Elementary School | Palmer | Ellis | 17.54 |
| Marvin Elementary School | Waxahachie | Ellis | 17.41 |
| Midlothian High School | Midlothian | Ellis | 17.31 |
| Ennis Junior High School | Ennis | Ellis | 17.31 |
| Hazel Ingram Elementary School | Ferris | Ellis | 16.34 |
| Travis Elementary School | Ennis | Ellis | 7.34 |

| SCHOOLNAME | CITY | COUNTY | Traffic Safety Score |
|------------------------------------|----------|--------|----------------------|
| Acton Middle School | Granbury | Hood | 51.59 |
| Nettie Baccus Elementary School | Granbury | Hood | 50.95 |
| Mambrino Elementary School | Granbury | Hood | 49.73 |
| Premier High School of Granbury | Granbury | Hood | 45.44 |
| Tolar High School | Tolar | Hood | 39.04 |
| Emma Roberson Elementary School | Granbury | Hood | 38.76 |
| Oak Woods School | Granbury | Hood | 33.80 |
| Granbury High School | Granbury | Hood | 29.13 |
| Acton Elementary School | Granbury | Hood | 28.54 |
| Granbury Middle School | Granbury | Hood | 27.66 |
| Lipan Elementary/ High School | Lipan | Hood | 27.54 |
| Tolar Junior High School | Tolar | Hood | 27.28 |
| Tolar Elementary School | Tolar | Hood | 27.19 |
| John and Lynn Brawner Intermediate | Granbury | Hood | 18.65 |
| Lake Granbury Academy | Granbury | Hood | 17.28 |
| Stars Accelerated High School | Granbury | Hood | 7.20 |

| SCHOOLNAME | CITY | COUNTY | Traffic Safety Score |
|---|-------------|--------|----------------------|
| Campbell Elementary/ High School | Campbell | Hunt | 52.41 |
| Greenville High School | Greenville | Hunt | 51.48 |
| Katherine G Johnson STEAM Academy | Greenville | Hunt | 50.63 |
| Pioneer Technology - Greenville | Greenville | Hunt | 50.62 |
| Boles Elementary/ Middle/ High School | Quinlan | Hunt | 50.44 |
| Lone Oak Middle School | Lone Oak | Hunt | 49.06 |
| Bland Elementary/ Middle School | Merit | Hunt | 43.71 |
| Wolfe City High School | Wolfe City | Hunt | 43.52 |
| Crockett Elementary School | Greenville | Hunt | 39.32 |
| Thompson Middle School | Quinlan | Hunt | 39.12 |
| Kathryn Griffis Elementary School | Caddo Mills | Hunt | 38.99 |
| Ford High School | Quinlan | Hunt | 38.96 |
| Bland High School | Merit | Hunt | 38.62 |
| Lone Oak High School | Lone Oak | Hunt | 38.35 |
| Lamar Elementary School | Greenville | Hunt | 35.31 |
| Commerce Elementary School | Commerce | Hunt | 32.99 |
| Bowie Elementary School | Greenville | Hunt | 30.15 |
| Commerce High School | Commerce | Hunt | 28.76 |
| L.P. Waters Early Childhood Center | Greenville | Hunt | 28.69 |
| Royse City High School | Royse City | Hunt | 28.41 |
| Caddo Mills High School | Caddo Mills | Hunt | 28.27 |
| Albert C. Williams Elementary School | Commerce | Hunt | 28.01 |
| Commerce Middle School | Commerce | Hunt | 27.87 |
| Celeste High School | Celeste | Hunt | 27.76 |
| Frances and Jeannette Lee Elementary School | Caddo Mills | Hunt | 27.30 |
| Celeste Elementary School | Celeste | Hunt | 27.14 |
| Celeste Junior High School | Celeste | Hunt | 26.94 |
| Caddo Mills Middle School | Caddo Mills | Hunt | 26.61 |
| Butler Intermediate | Quinlan | Hunt | 22.38 |
| D.C. Cannon Elementary School | Quinlan | Hunt | 22.31 |
| Greenville 6th Grade Center | Greenville | Hunt | 19.23 |
| Carver Elementary School | Greenville | Hunt | 19.22 |
| Greenville Alternative Educational Program | Greenville | Hunt | 19.19 |
| New Horizons Learning Center | Greenville | Hunt | 19.19 |
| Glen Oaks | Greenville | Hunt | 19.18 |
| Travis Elementary School | Greenville | Hunt | 18.78 |
| Lone Oak Elementary School | Lone Oak | Hunt | 16.18 |
| Wolfe City Elementary School | Wolfe City | Hunt | 15.47 |
| Wolfe City Middle School | Wolfe City | Hunt | 15.24 |
| Greenville Middle School | Greenville | Hunt | 7.94 |

| SCHOOLNAME | CITY | COUNTY | Traffic Safety Score |
|-------------------------------------|-----------|---------|----------------------|
| Alter Learning Center | Keene | Johnson | 51.85 |
| Kauffman Leadership Academy | Cleburne | Johnson | 51.56 |
| Keene Alternative Learning Center | Keene | Johnson | 50.46 |
| Santa Fe Elementary School | Cleburne | Johnson | 50.06 |
| Frazier Elementary School | Burleson | Johnson | 46.33 |
| Nichols Middle School | Burleson | Johnson | 44.40 |
| Godley Links Academy | Godley | Johnson | 43.28 |
| Gerard Elementary School | Cleburne | Johnson | 39.02 |
| Keene Elementary School | Keene | Johnson | 38.99 |
| Godley High School | Godley | Johnson | 38.97 |
| Tom and Nita Nichols Middle School | Burleson | Johnson | 38.90 |
| Lowel Smith Jr. Middle School | Cleburne | Johnson | 38.75 |
| Godley Middle School | Godley | Johnson | 38.56 |
| Alvarado Elementary School-South | Alvarado | Johnson | 38.09 |
| Caddo Grove Elementary School | Joshua | Johnson | 38.08 |
| Adams Elementary School | Cleburne | Johnson | 34.12 |
| Keene Junior High and High School | Keene | Johnson | 33.83 |
| William Stribling Elementary School | Burleson | Johnson | 33.76 |
| Alvarado Elementary School-North | Alvarado | Johnson | 33.48 |
| Lillian Elementary School | Alvarado | Johnson | 33.42 |
| Crossroads High School | Burleson | Johnson | 30.02 |
| Irving Elementary School | Cleburne | Johnson | 29.98 |
| Norwood Elementary School | Burleson | Johnson | 29.94 |
| Head Start Center | Cleburne | Johnson | 29.42 |
| Plum Creek Elementary School | Joshua | Johnson | 29.02 |
| New Horizon High School | Joshua | Johnson | 28.93 |
| Annette Perry Elementary School | Mansfield | Johnson | 28.88 |
| Academy of the Arts at Bransom | Burleson | Johnson | 28.68 |
| Marti Elementary School | Cleburne | Johnson | 28.63 |
| Rio Vista High School | Rio Vista | Johnson | 28.22 |
| North Joshua Elementary School | Burleson | Johnson | 28.18 |
| Rio Vista Elementary School | Rio Vista | Johnson | 28.13 |
| Joshua 9th Grade Campus | Joshua | Johnson | 28.08 |
| R.C. Loflin Middle School | Joshua | Johnson | 27.85 |
| Rio Vista Middle School | Rio Vista | Johnson | 27.81 |
| A.D. Wheat Middle School | Cleburne | Johnson | 27.65 |
| Nick Kerr Middle School | Burleson | Johnson | 27.57 |
| Joshua High School | Joshua | Johnson | 27.54 |
| Cleburne High School | Cleburne | Johnson | 27.23 |
| Godley Elementary School | Godley | Johnson | 27.16 |

| SCHOOLNAME | CITY | COUNTY | Traffic Safety Score |
|---------------------------------|-----------|---------|----------------------|
| Grandview Elementary School | Grandview | Johnson | 26.46 |
| Coleman Elementary School | Cleburne | Johnson | 24.20 |
| A.G. Elder Elementary School | Joshua | Johnson | 22.45 |
| Venus Pri | Venus | Johnson | 22.14 |
| Godley Intermediate | Godley | Johnson | 21.95 |
| Hughes Middle School | Burleson | Johnson | 20.69 |
| The Academy at Nola Dunn | Burleson | Johnson | 19.55 |
| Mound Elementary School | Burleson | Johnson | 19.39 |
| Team School | Cleburne | Johnson | 19.30 |
| Clinkscale Elementary School | Burleson | Johnson | 19.29 |
| Burleson Centennial High School | Burleson | Johnson | 19.03 |
| Alvarado Junior High School | Alvarado | Johnson | 18.17 |
| Cooke Elementary School | Cleburne | Johnson | 18.13 |
| Grandview High School | Grandview | Johnson | 17.43 |
| Venus Elementary School | Venus | Johnson | 17.35 |
| Venus High School | Venus | Johnson | 17.26 |
| Venus Middle School | Venus | Johnson | 17.14 |
| Grandview Junior High School | Grandview | Johnson | 17.10 |
| Burleson High School | Burleson | Johnson | 17.03 |
| Alvarado Intermediate | Alvarado | Johnson | 16.96 |
| Alvarado High School | Alvarado | Johnson | 16.95 |
| Steam Middle School | Burleson | Johnson | 7.67 |
| H.D. Staples Elementary School | Joshua | Johnson | 7.07 |

| SCHOOLNAME | CITY | COUNTY | Traffic Safety Score |
|--|-----------|---------|----------------------|
| Kemp Intermediate | Kemp | Kaufman | 56.04 |
| Margaret Taylor Smith Elementary School | Forney | Kaufman | 52.80 |
| North Forney High School | Forney | Kaufman | 52.71 |
| Hollis T. Dietz Elementary School | Heartland | Kaufman | 50.85 |
| Scurry - Rosser Middle School | Scurry | Kaufman | 50.83 |
| Henderson Elementary School | Forney | Kaufman | 45.72 |
| Kemp Alternative | Kemp | Kaufman | 44.46 |
| Herman Furlough Jr Middle School | Terrell | Kaufman | 44.38 |
| Gilbert Willie Sr. Elementary School | Terrell | Kaufman | 40.08 |
| Terrell High School | Terrell | Kaufman | 39.25 |
| Nell Hill Rhea Elementary School | Forney | Kaufman | 39.01 |
| Barbara Walker Elementary School | Heartland | Kaufman | 38.85 |
| Dr. Bruce Wood Elementary School | Terrell | Kaufman | 38.78 |
| TISD Child & Adolescent School | Terrell | Kaufman | 38.69 |
| Blackburn Elementary School | Forney | Kaufman | 38.32 |
| J.R. Phillips Elementary School | Kaufman | Kaufman | 33.96 |
| Crandall High School | Crandall | Kaufman | 33.66 |
| Kemp High School | Kemp | Kaufman | 32.90 |
| Central Elementary School | Mabank | Kaufman | 28.74 |
| L.E. Claybon Elementary School | Forney | Kaufman | 28.72 |
| Crandall Compass Academy | Crandall | Kaufman | 28.49 |
| Mabank High School | Mabank | Kaufman | 28.44 |
| Crosby Elementary School | Forney | Kaufman | 28.42 |
| Helen Edward Early Childhood Center | Kaufman | Kaufman | 28.35 |
| Forney High School | Forney | Kaufman | 28.33 |
| O.P. Norman Junior High School | Kaufman | Kaufman | 28.30 |
| J.F. Kennedy Elementary School | Terrell | Kaufman | 28.14 |
| J.W. Long Elementary School | Terrell | Kaufman | 28.00 |
| Gary W. Campbell High School | Kaufman | Kaufman | 27.86 |
| Kemp Elementary School | Kemp | Kaufman | 27.82 |
| Kathryn Wolfe Criswell Elementary School | Forney | Kaufman | 27.70 |
| Kemp Junior High School | Kemp | Kaufman | 27.65 |
| Kemp Alternative Program | Kemp | Kaufman | 27.24 |
| Kaufman High School | Kaufman | Kaufman | 27.13 |
| Scurry-Rosser High School | Scurry | Kaufman | 27.03 |
| Mabank Junior High School | Mabank | Kaufman | 27.00 |
| Mabank Intermediate | Mabank | Kaufman | 26.99 |
| W.A. Martin Elementary School | Crandall | Kaufman | 26.96 |
| Brown Middle School | Forney | Kaufman | 26.74 |
| W.H. Burnett Elementary School | Terrell | Kaufman | 18.74 |

| SCHOOLNAME | CITY | COUNTY | Traffic Safety Score |
|---------------------------------------|----------|---------|----------------------|
| Lucille Nash Intermediate | Kaufman | Kaufman | 18.04 |
| Johnson Elementary School | Forney | Kaufman | 17.96 |
| Scurry-Rosser Elementary School | Scurry | Kaufman | 17.42 |
| Lewis Elementary School | Forney | Kaufman | 17.37 |
| Warren Middle School | Forney | Kaufman | 17.36 |
| Lucille Nash Elementary School | Kaufman | Kaufman | 16.78 |
| Terrell Alternative Education Center | Terrell | Kaufman | 16.60 |
| J.W. Monday Elementary School | Kaufman | Kaufman | 16.58 |
| Forney Academic Center | Forney | Kaufman | 16.58 |
| Crandall Middle School | Crandall | Kaufman | 15.12 |
| Nola Kathryn Wilson Elementary School | Crandall | Kaufman | 5.72 |

| SCHOOLNAME | CITY | COUNTY | Traffic Safety Score |
|---|-------------|--------|----------------------|
| Martin Elementary School | Weatherford | Parker | 52.78 |
| Reno Elementary School | Azle | Parker | 50.55 |
| Garner Elementary School | Weatherford | Parker | 49.50 |
| Poolville High School | Poolville | Parker | 49.42 |
| Aledo High School | Aledo | Parker | 44.08 |
| Don R. Daniel Ninth Grade Campus | Aledo | Parker | 44.08 |
| Millsap Elementary School | Millsap | Parker | 43.79 |
| Peaster Middle School | Weatherford | Parker | 43.27 |
| Austin Elementary School | Weatherford | Parker | 41.20 |
| Poolville Elementary School and Junior High | Poolville | Parker | 38.79 |
| Peaster Elementary School | Weatherford | Parker | 38.76 |
| Brock Elementary School | Brock | Parker | 38.19 |
| Millsap High School | Millsap | Parker | 38.04 |
| Silver Creek Elementary School | Azle | Parker | 38.00 |
| Stuard Elementary School | Aledo | Parker | 33.65 |
| Tison Middle School | Weatherford | Parker | 33.47 |
| McCall Elementary School | Willow Park | Parker | 33.45 |
| Coder Elementary School | Aledo | Parker | 33.37 |
| Crosstimbers Academy | Weatherford | Parker | 33.04 |
| Cross Timbers Elementary School | Azle | Parker | 28.95 |
| Springtown Intermediate | Springtown | Parker | 28.69 |
| Goshen Creek Elementary School | Springtown | Parker | 28.69 |
| Weatherford High School | Weatherford | Parker | 28.37 |
| Springtown High School | Springtown | Parker | 28.26 |
| Walsh Elementary School | Aledo | Parker | 27.98 |
| Brock High School | Weatherford | Parker | 27.95 |
| Ikard Elementary School | Weatherford | Parker | 27.60 |
| Springtown Middle School | Springtown | Parker | 27.38 |
| McAnally Intermediate | Aledo | Parker | 27.24 |
| Millsap Middle School | Millsap | Parker | 27.24 |
| Brock Junior High School | Weatherford | Parker | 26.74 |
| Wright Elementary School | Weatherford | Parker | 19.42 |
| Curtis Elementary School | Weatherford | Parker | 19.30 |
| Hall Junior High School | Weatherford | Parker | 19.08 |
| Weatherford High School 9th Grade Center | Weatherford | Parker | 18.42 |
| Crockett Elementary School | Weatherford | Parker | 18.09 |
| Seguin Elementary School | Weatherford | Parker | 17.23 |
| Aledo Middle School | Aledo | Parker | 16.81 |
| Vandagriff Elementary School | Aledo | Parker | 16.78 |
| North Side Christian Preschool | Weatherford | Parker | 8.56 |

| SCHOOLNAME | CITY | COUNTY | Traffic Safety Score |
|------------------------------|------------|--------|-------------------------|
| Springtown Elementary School | Springtown | Parker | 7.17 |

| SCHOOLNAME | CITY | COUNTY | Traffic Safety Score |
|--|------------|----------|----------------------|
| Harry H. Herndon Intermediate | Royse City | Rockwall | 50.29 |
| Grace Hartman Elementary School | Rockwall | Rockwall | 49.64 |
| Pioneer Technology & Arts Academy Royse City Elementary School | Royse City | Rockwall | 44.18 |
| Pioneer Technology - Fate | Fate | Rockwall | 39.29 |
| Education Center Internation Academy 3 | Royse City | Rockwall | 39.18 |
| Stevenson Elementary School | Fate | Rockwall | 38.76 |
| Linda Lyon Elementary School | Heath | Rockwall | 38.45 |
| Celia Hays Elementary School | Rockwall | Rockwall | 38.08 |
| Rockwall High School | Rockwall | Rockwall | 35.76 |
| Sharon Shannon Elementary School | Rockwall | Rockwall | 34.40 |
| Fort Elementary School | Royse City | Rockwall | 33.82 |
| Miss May Vernon Elementary School | Fate | Rockwall | 33.39 |
| Maurine Cain Middle School | Rockwall | Rockwall | 33.14 |
| Dorothy Smith Pullen Elementary School | Rockwall | Rockwall | 33.12 |
| Amanda Rochell Elementary School | Rockwall | Rockwall | 31.07 |
| Ouida Springer Elementary School | Rockwall | Rockwall | 29.78 |
| Royse City Middle School | Royse City | Rockwall | 28.83 |
| Herman E Utley Middle School | Rockwall | Rockwall | 28.67 |
| Anita Scott Elementary School | Royse City | Rockwall | 28.37 |
| Rockwall-Heath High School | Heath | Rockwall | 28.21 |
| Quest Academy | Rockwall | Rockwall | 28.14 |
| J.W. Williams Middle School | Rockwall | Rockwall | 27.96 |
| Nebbie Williams Elementary School | Rockwall | Rockwall | 27.23 |
| Doris Cullins-Lake Pointe Elementary School | Rowlett | Rockwall | 27.08 |
| Dorris A. Jones Elementary School | Rockwall | Rockwall | 18.18 |
| H.H. Browning Academy | Royse City | Rockwall | 18.13 |
| Howard Dobbs Elementary School | Rockwall | Rockwall | 18.02 |
| Amy Parks-Heath Elementary School | Heath | Rockwall | 17.74 |
| Dr. Gene Burton College & Career Academy | Rockwall | Rockwall | 17.54 |
| Virginia Reinhardt Elementary School | Rockwall | Rockwall | 17.34 |

| SCHOOLNAME | CITY | COUNTY | Traffic Safety Score |
|---|----------------------|---------|----------------------|
| Uplift Ascend | Fort Worth | Tarrant | 56.42 |
| Newman International Academy at Fort Worth | Fort Worth | Tarrant | 55.28 |
| J. Lyndal Hughes Elementary School | Fort Worth | Tarrant | 53.21 |
| Marine Creek Elementary School | Fort Worth | Tarrant | 52.41 |
| Winfree Academy | North Richland Hills | Tarrant | 51.55 |
| Westlake Academy | Westlake | Tarrant | 51.25 |
| IL Texas Keller Saginaw High School | Fort Worth | Tarrant | 50.54 |
| John M. Tidwell Middle School | Fort Worth | Tarrant | 49.46 |
| Grapevine-Colleyville Collegiate Academy at TCC NE | Hurst | Tarrant | 47.83 |
| IL Texas North Richland Hills Elementary/ Middle School | North Richland Hills | Tarrant | 46.86 |
| Newman International Academy at Grace | Arlington | Tarrant | 46.65 |
| I-University Prep | Colleyville | Tarrant | 45.33 |
| Maude I. Logan Elementary School | Fort Worth | Tarrant | 45.30 |
| Newman Internation Academy of Arlington | Arlington | Tarrant | 45.01 |
| Newman Internation Academy at Pioneer | Arlington | Tarrant | 44.91 |
| Morningside Elementary School - FW | Fort Worth | Tarrant | 44.62 |
| J. Martin Jacquet Middle School | Fort Worth | Tarrant | 44.47 |
| High Point Academy SFW | Fort Worth | Tarrant | 43.64 |
| Waverly Park Elementary School | Fort Worth | Tarrant | 42.28 |
| Worth Heights Elementary School | Fort Worth | Tarrant | 42.26 |
| Harmony Science Academy/ School of Innovation | Eules | Tarrant | 42.05 |
| Jean Massieu Academy | Arlington | Tarrant | 41.86 |
| Treetops School Internation | Eules | Tarrant | 41.82 |
| Park Glen Elementary School | Fort Worth | Tarrant | 41.40 |
| Arlington Classics Academy | Arlington | Tarrant | 41.18 |
| Premier High School of Arlington | Arlington | Tarrant | 40.77 |
| Willis Lane Elementary School | Keller | Tarrant | 40.41 |
| Don T. Durham Intermediate | Southlake | Tarrant | 39.75 |
| Texas School of the Arts | Edgecliff Village | Tarrant | 39.18 |
| Detention Center | Grand Prairie | Tarrant | 39.09 |
| Ann Brock Elementary School at Oak Grove | Burleson | Tarrant | 38.80 |
| Eagle Mountain Elementary School | Fort Worth | Tarrant | 38.74 |
| W.E. Hoover Elementary School | Azle | Tarrant | 38.68 |
| IL Texas Arlington Primary/ Middle School | Arlington | Tarrant | 38.29 |
| Texans CAN Academy - FW West Creek | Fort Worth | Tarrant | 38.10 |
| IL Texas Grand Prairie Elementary/ Middle | Grand Prairie | Tarrant | 37.87 |
| Arlington Classics Academy - Middle School | Arlington | Tarrant | 37.43 |

| SCHOOLNAME | CITY | COUNTY | Traffic Safety Score |
|--|---------------|---------|----------------------|
| Dagget Montessori | Fort Worth | Tarrant | 37.01 |
| Tarrant CO College South/Fort Worth Collegiate High School | Fort Worth | Tarrant | 36.94 |
| Marilyn J. Miller Elementary School | Fort Worth | Tarrant | 36.48 |
| Uplift Summit International Primary/ Middle/ High School | Arlington | Tarrant | 36.43 |
| Manara STEM Academy - Arlington | Arlington | Tarrant | 36.31 |
| Uplift Meridian School | Fort Worth | Tarrant | 35.67 |
| Trinity Basin Preparatory | Grand Prairie | Tarrant | 35.60 |
| IL Texas Keller Primary/ Middle | Keller | Tarrant | 35.01 |
| Texas Leadership of Arlington | Arlington | Tarrant | 34.88 |
| Newman International Academy - Mansfield | Mansfield | Tarrant | 34.72 |
| Uplift Mighty Primary/ Middle/ High School | Fort Worth | Tarrant | 34.68 |
| Winfree Academy - Grand Prairie | Grand Prairie | Tarrant | 34.67 |
| H.F. Stevens Middle School | Crowley | Tarrant | 34.61 |
| Woodland Springs Elementary School | Fort Worth | Tarrant | 34.57 |
| Santo Forte Junior High School | Azle | Tarrant | 34.28 |
| Greenbriar Elementary School | Fort Worth | Tarrant | 34.20 |
| Nancy Neal Elementary School | Mansfield | Tarrant | 34.19 |
| Elkins Elementary | Fort Worth | Tarrant | 33.99 |
| W.M. Green Elementary School | Fort Worth | Tarrant | 33.98 |
| David K Sellars Elementary School | Fort Worth | Tarrant | 33.96 |
| I.M. Terrell Elementary School | Fort Worth | Tarrant | 33.40 |
| Seminary Hills Park Elementary School | Fort Worth | Tarrant | 33.29 |
| I.M. Terrell Academy For Stem And VPA | Fort Worth | Tarrant | 33.27 |
| Elizabeth Smith Elementary School | Mansfield | Tarrant | 33.23 |
| Joy James Elementary School | Fort Worth | Tarrant | 33.01 |
| Fort Worth Can Academy | Fort Worth | Tarrant | 32.93 |
| Tarver-Rendon Elementary School | Burleson | Tarrant | 32.80 |
| Premier High School of Fort Worth | Fort Worth | Tarrant | 32.72 |
| Glenn Harmon Elementary School | Arlington | Tarrant | 32.29 |
| Lucyle Collins Middle School | Fort Worth | Tarrant | 31.85 |
| Keller Early Learning Center - South | Keller | Tarrant | 31.40 |
| Maudie Walton Elementary School | Fort Worth | Tarrant | 31.39 |
| Chisholm Trail Intermediate | Fort Worth | Tarrant | 31.39 |
| Fort Worth Academy of Fine Arts | Fort Worth | Tarrant | 31.27 |
| West Handley Elementary School | Fort Worth | Tarrant | 31.25 |
| Jean McClung Middle School | Fort Worth | Tarrant | 31.22 |
| Fitzgerald Elementary School | Arlington | Tarrant | 31.21 |
| Idea Rise College Preparatory | Benbrook | Tarrant | 31.13 |

| SCHOOLNAME | CITY | COUNTY | Traffic Safety Score |
|---|-------------------------|---------|----------------------------|
| Willoughby House | Fort Worth | Tarrant | 31.10 |
| Como Montessori | Fort Worth | Tarrant | 31.04 |
| Western Hills High School | Benbrook | Tarrant | 31.00 |
| Idea Rise Academy | Benbrook | Tarrant | 30.97 |
| Sherrod Elementary School | Arlington | Tarrant | 30.97 |
| Jo Kelly Special Education | Fort Worth | Tarrant | 30.93 |
| Ridglea Hills Elementary School | Fort Worth | Tarrant | 30.88 |
| Boulevard Heights | Fort Worth | Tarrant | 30.87 |
| Vista Ridge Middle School | Fort Worth | Tarrant | 30.83 |
| Shady Oaks Elementary School | Hurst | Tarrant | 30.78 |
| Dunbar High School | Fort Worth | Tarrant | 30.77 |
| Holiday Heights Elementary School | North Richland Hills | Tarrant | 30.71 |
| IL Texas East Fort Worth Elementary/ Middle School | Fort Worth | Tarrant | 30.69 |
| North Riverside Elementary School | Fort Worth | Tarrant | 30.68 |
| Charles Nash Elementary School | Fort Worth | Tarrant | 30.55 |
| Chapel Hill Academy | Fort Worth | Tarrant | 30.52 |
| Remyse Elementary School | Grand Prairie | Tarrant | 30.51 |
| Burton Hill Elementary School | Fort Worth | Tarrant | 30.48 |
| Brewer Middle School | White Settlement | Tarrant | 30.43 |
| Middle Level Learning Center | Fort Worth | Tarrant | 30.41 |
| East Fort Worth Montessori Academy | Fort Worth | Tarrant | 30.39 |
| Basswood Elementary School | Fort Worth | Tarrant | 30.21 |
| Viridian Elementary School | Arlington | Tarrant | 30.15 |
| Marine Creek Collegiate High School | Fort Worth | Tarrant | 30.03 |
| Versia Williams Elementary School | Fort Worth | Tarrant | 29.96 |
| Mansfield Timberview High School | Arlington | Tarrant | 29.94 |
| Meadowcreek Elementary School | Fort Worth | Tarrant | 29.87 |
| Kennedale High School | Kennedale | Tarrant | 29.84 |
| Ditto Elementary School | Arlington | Tarrant | 29.80 |
| Parkview Elementary School | Fort Worth | Tarrant | 29.78 |
| Carroll Peak Elementary School | Fort Worth | Tarrant | 29.73 |
| Elmer C Watson High School | Fort Worth | Tarrant | 29.71 |
| Janet Brockett Elementary School | Arlington | Tarrant | 29.61 |
| Green Valley Elementary School | North Richland Hills | Tarrant | 29.43 |
| Oakmont Elementary School | Fort Worth | Tarrant | 29.38 |
| Corey Academy of Dual Language and Fine Arts | Arlington | Tarrant | 29.36 |
| Thelma Jones Elementary School | Arlington | Tarrant | 29.29 |

| SCHOOLNAME | CITY | COUNTY | Traffic Safety Score |
|--|---------------|---------|----------------------|
| Carroll Middle School | Southlake | Tarrant | 29.27 |
| Lake Pointe Elementary School | Fort Worth | Tarrant | 29.20 |
| The Children's Courtyard of Alliance | Fort Worth | Tarrant | 29.06 |
| Linda Jobe Middle School | Mansfield | Tarrant | 28.94 |
| J.A. Hargrave Elementary School | Fort Worth | Tarrant | 28.76 |
| Chisholm Trail High School | Fort Worth | Tarrant | 28.71 |
| Judy Miller Elementary School | Mansfield | Tarrant | 28.68 |
| Walnut Creek Elementary School | Azle | Tarrant | 28.61 |
| Bedford Heights Elementary School | Bedford | Tarrant | 28.58 |
| The Phoenix Academy | Mansfield | Tarrant | 28.52 |
| Sarah Hollenstein Career and Technology Center | Fort Worth | Tarrant | 28.40 |
| Westpark Elementary School | Benbrook | Tarrant | 28.35 |
| Chisholm Ridge Elementary School | Fort Worth | Tarrant | 28.29 |
| Robert H. Rockenbaugh Elementary School | Southlake | Tarrant | 28.26 |
| Trinity Meadows Intermediate | Fort Worth | Tarrant | 28.12 |
| Trinity Springs Middle School | Fort Worth | Tarrant | 28.09 |
| Shady Grove Elementary School | Keller | Tarrant | 28.06 |
| Turning Point Alter High School | Arlington | Tarrant | 28.03 |
| Lone Star Elementary School | Keller | Tarrant | 28.00 |
| Willie Brown Elementary School | Mansfield | Tarrant | 27.97 |
| IL Texas Arlington-Grand Prairie High School | Grand Prairie | Tarrant | 27.93 |
| IL Texas Saginaw Elementary/ Middle School | Saginaw | Tarrant | 27.92 |
| Keller-Harvel Elementary | Keller | Tarrant | 27.85 |
| Marine Creek Middle School | Fort Worth | Tarrant | 27.85 |
| Benbrook Elementary School | Benbrook | Tarrant | 27.85 |
| Benbrook M - High School | Benbrook | Tarrant | 27.81 |
| Dozier Elementary School | Fort Worth | Tarrant | 27.79 |
| Boswell High School | Fort Worth | Tarrant | 27.51 |
| Bess Race Elementary School | Crowley | Tarrant | 27.50 |
| Carl E. Schluter Elementary School | Fort Worth | Tarrant | 27.50 |
| Creekview Middle School | Fort Worth | Tarrant | 27.48 |
| Eagle Heights Elementary School | Fort Worth | Tarrant | 27.44 |
| Morningside Middle School | Fort Worth | Tarrant | 27.42 |
| Brewer High School | Fort Worth | Tarrant | 27.29 |
| Edward J. Briscoe Elementary School | Fort Worth | Tarrant | 27.16 |
| Liberty Elementary School - Azle | Azle | Tarrant | 27.13 |
| Senedra Ranch Elementary School | Fort Worth | Tarrant | 27.06 |
| Hill Elementary School | Arlington | Tarrant | 26.90 |
| Hidden Lakes Elementary School | Keller | Tarrant | 26.85 |

| SCHOOLNAME | CITY | COUNTY | Traffic Safety Score |
|---|-------------------------|---------|----------------------------|
| Charlotte Anderson Elementary School | Arlington | Tarrant | 26.82 |
| Sonny & Allegra Nance Elementary School | Fort Worth | Tarrant | 26.63 |
| Crow Elementary School | Arlington | Tarrant | 26.14 |
| Rufino Mendoza Sr. Elementary School | Fort Worth | Tarrant | 25.76 |
| Luela Merrett Elementary School | Fort Worth | Tarrant | 25.74 |
| Bowie High School | Arlington | Tarrant | 25.67 |
| Berry Elementary School | Arlington | Tarrant | 25.51 |
| Metro Opportunity High School | Fort Worth | Tarrant | 25.45 |
| Peach Elementary School | Arlington | Tarrant | 25.37 |
| Kenneth Davis Elementary School | Arlington | Tarrant | 25.35 |
| Lily B. Clayton Elementary School | Fort Worth | Tarrant | 25.25 |
| Atherton Elementary School | Arlington | Tarrant | 25.19 |
| Fossil Hill Middle School | Fort Worth | Tarrant | 25.16 |
| Mitchell Boulevard Elementary School | Fort Worth | Tarrant | 25.14 |
| Blanton Elementary School | Arlington | Tarrant | 24.93 |
| Johns Elementary School | Arlington | Tarrant | 24.89 |
| John T. White Elementary School | Fort Worth | Tarrant | 24.87 |
| Walker Creek Elementary School | North Richland Hills | Tarrant | 24.81 |
| Roark Elementary School | Arlington | Tarrant | 24.78 |
| Carter Junior High School | Arlington | Tarrant | 24.77 |
| Fossil Ridge High School | Fort Worth | Tarrant | 24.72 |
| Carter Park Elementary School | Fort Worth | Tarrant | 24.63 |
| Goodman Elementary School | Arlington | Tarrant | 24.53 |
| Hubbard Heights Elementary School | Fort Worth | Tarrant | 24.52 |
| Richard J Wilson Elementary School | Fort Worth | Tarrant | 24.52 |
| Dora E. Nichols Junior High School | Arlington | Tarrant | 24.30 |
| Adams Elementary School | Arlington | Tarrant | 24.27 |
| Remington Point Elementary School | Fort Worth | Tarrant | 24.26 |
| Lynn Hale Elementary School | Arlington | Tarrant | 24.23 |
| Speer Elementary School | Arlington | Tarrant | 24.14 |
| Jackie Carden Elementary School | Fort Worth | Tarrant | 24.14 |
| Amos Elementary School | Arlington | Tarrant | 24.10 |
| Knox Elementary School | Arlington | Tarrant | 24.09 |
| Thornton Elementary School | Arlington | Tarrant | 24.03 |
| Rankin Elementary School | Arlington | Tarrant | 23.98 |
| Parkwood Hill Intermediate | Fort Worth | Tarrant | 23.95 |
| Morton Elementary School | Arlington | Tarrant | 23.95 |
| Foster Elementary School | Arlington | Tarrant | 23.92 |

| SCHOOLNAME | CITY | COUNTY | Traffic Safety Score |
|--|---------------|---------|----------------------|
| Paul Laurence Dunbar Young Men's Leadership Academy | Fort Worth | Tarrant | 23.90 |
| Jones Academy of Fine Arts and Dual Language | Arlington | Tarrant | 23.89 |
| Arlington ISD Dan Dipert Career and Technical Center | Arlington | Tarrant | 23.89 |
| Roquemore Elementary School | Arlington | Tarrant | 23.86 |
| Sam Houston High School | Arlington | Tarrant | 23.84 |
| River Trails Elementary School | Fort Worth | Tarrant | 23.79 |
| Webb Elementary School | Arlington | Tarrant | 23.78 |
| Martha Reid Elementary School | Arlington | Tarrant | 23.77 |
| Mansfield Legacy High School | Mansfield | Tarrant | 23.71 |
| J.M. Farrell Elementary | Grand Prairie | Tarrant | 23.68 |
| Polytechnic High School | Fort Worth | Tarrant | 23.63 |
| Oaklawn Elementary School | Fort Worth | Tarrant | 23.62 |
| Christene C. Moss Elementary School | Fort Worth | Tarrant | 23.44 |
| Arlington College and Career High School | Arlington | Tarrant | 23.36 |
| A M Pate Elementary School | Fort Worth | Tarrant | 23.31 |
| Crouch Elementary School | Grand Prairie | Tarrant | 23.31 |
| Insights Learning Center | Fort Worth | Tarrant | 23.23 |
| Fort Worth Regional Day School for the Deaf | Fort Worth | Tarrant | 23.17 |
| Van Zandt-Guinn Elementary School | Fort Worth | Tarrant | 23.14 |
| Dolores Huerta Elementary School | Fort Worth | Tarrant | 23.10 |
| Gunn Junior High School | Arlington | Tarrant | 23.04 |
| William James Middle School | Fort Worth | Tarrant | 23.01 |
| Women's Haven | Fort Worth | Tarrant | 23.01 |
| District Wide Elementary School | Fort Worth | Tarrant | 23.01 |
| S.S. Dillow Elementary School | Fort Worth | Tarrant | 22.87 |
| Workman Junior High School | Arlington | Tarrant | 22.82 |
| Carol Holt Elementary School | Arlington | Tarrant | 22.78 |
| Sycamore Elementary School | Fort Worth | Tarrant | 22.77 |
| Burgin Elementary School | Arlington | Tarrant | 22.69 |
| Patrick Elementary School | Grand Prairie | Tarrant | 22.68 |
| Milton L. Kirkpatrick Elementary School | Fort Worth | Tarrant | 22.67 |
| Pre-K Satellite Centers/ Bridge Association | Fort Worth | Tarrant | 22.64 |
| Tarrant Youth Recovery | Fort Worth | Tarrant | 22.64 |
| North Crowley 9th Grade | Fort Worth | Tarrant | 22.62 |
| Anderson Elementary School | Arlington | Tarrant | 22.58 |
| Rosemont 6th Grade | Fort Worth | Tarrant | 22.58 |
| Kirkpatrick Middle School | Fort Worth | Tarrant | 22.56 |
| Arlington High School | Arlington | Tarrant | 22.54 |

| SCHOOLNAME | CITY | COUNTY | Traffic Safety Score |
|--|---------------|---------|----------------------|
| Northside High School | Fort Worth | Tarrant | 22.48 |
| South Davis Elementary School | Arlington | Tarrant | 22.35 |
| Florence Elementary School | Southlake | Tarrant | 22.32 |
| South Hills Elementary School | Fort Worth | Tarrant | 22.31 |
| Washington Heights Elementary School | Fort Worth | Tarrant | 22.27 |
| McLean Middle School | Fort Worth | Tarrant | 22.26 |
| Springdale Elementary School | Fort Worth | Tarrant | 22.22 |
| McNutt Elementary School | Arlington | Tarrant | 22.22 |
| Sunrise - McMillan Elementary School | Fort Worth | Tarrant | 22.21 |
| Swift Elementary School | Arlington | Tarrant | 22.18 |
| Alice Contreras Elementary School | Fort Worth | Tarrant | 22.12 |
| Jane Robin Ellis Elementary School | Arlington | Tarrant | 22.11 |
| Sam Rosen Elementary School | Fort Worth | Tarrant | 22.04 |
| Bonnie Brae Elementary School | Fort Worth | Tarrant | 22.00 |
| Williams Elementary School | Arlington | Tarrant | 21.99 |
| Truett Wilson Middle School | Fort Worth | Tarrant | 21.95 |
| East Handley Elementary School | Fort Worth | Tarrant | 21.94 |
| Short Elementary School | Arlington | Tarrant | 21.87 |
| High Point Academy | Fort Worth | Tarrant | 21.80 |
| South Hi Mount Elementary School | Fort Worth | Tarrant | 21.77 |
| Richard Milburn Academy | Fort Worth | Tarrant | 21.77 |
| Turning Point Alter Junior High School | Arlington | Tarrant | 21.70 |
| Applied Learning Academy | Fort Worth | Tarrant | 21.67 |
| International Newcomer Academy | Fort Worth | Tarrant | 21.67 |
| Glencrest 6th Grade | Fort Worth | Tarrant | 21.67 |
| Monnig Middle School | Fort Worth | Tarrant | 21.57 |
| Wilshire Elementary School | Eules | Tarrant | 21.57 |
| West Elementary School - Grand Prairie | Grand Prairie | Tarrant | 21.56 |
| Starrett Elementary School | Grand Prairie | Tarrant | 21.54 |
| Western Hills Primary | Fort Worth | Tarrant | 21.50 |
| Wood Elementary School | Arlington | Tarrant | 21.47 |
| Clifford Davis Elementary School | Fort Worth | Tarrant | 21.41 |
| Westcreek Elementary School | Fort Worth | Tarrant | 21.41 |
| Riverside Applied Learning Center | Fort Worth | Tarrant | 21.40 |
| Excel Center - Fort Worth | Fort Worth | Tarrant | 21.40 |
| Success High School | Fort Worth | Tarrant | 21.38 |
| Trimble Technical High School | Fort Worth | Tarrant | 21.38 |
| Mary Louise Phillips Elementary School | Fort Worth | Tarrant | 21.37 |
| Texas Academy of Biomedical Sciences | Fort Worth | Tarrant | 21.35 |

| SCHOOLNAME | CITY | COUNTY | Traffic Safety Score |
|--|----------------------|---------|----------------------|
| Stripling Middle School | Fort Worth | Tarrant | 21.35 |
| Wimbish Elementary School | Arlington | Tarrant | 21.30 |
| Gene A. Buinger Career & Technical Education Academy | Bedford | Tarrant | 21.30 |
| Trinity High School | Eules | Tarrant | 21.27 |
| Bruce Shulkey Elementary School | Fort Worth | Tarrant | 21.25 |
| Wedgwood 6th Grade | Fort Worth | Tarrant | 21.23 |
| Lakewood Elementary School | Eules | Tarrant | 21.23 |
| Meadow Creek Elementary School | Bedford | Tarrant | 21.19 |
| Bryant Elementary School | Arlington | Tarrant | 21.19 |
| Meacham Middle School | Fort Worth | Tarrant | 21.11 |
| Atwood McDonald Elementary School | Fort Worth | Tarrant | 21.11 |
| Venture High School Newcomer Center | Arlington | Tarrant | 21.10 |
| Hurst Hills Elementary School | Hurst | Tarrant | 21.08 |
| O.D. Wyatt High School | Fort Worth | Tarrant | 21.04 |
| Sagamore Hill Elementary School | Fort Worth | Tarrant | 21.02 |
| Harmony Science Academy Fort Worth | Fort Worth | Tarrant | 21.02 |
| M.H. Moore Elementary | Fort Worth | Tarrant | 20.99 |
| L.D. Bell High School | Hurst | Tarrant | 20.91 |
| Diamond Hill-Jarvis High School | Fort Worth | Tarrant | 20.90 |
| Bell Manor Elementary | Bedford | Tarrant | 20.87 |
| Eastern Hills High School | Fort Worth | Tarrant | 20.86 |
| Harwood Junior High School | Bedford | Tarrant | 20.86 |
| West Birdville Elementary School | Haltom City | Tarrant | 20.85 |
| North Richland Middle School | North Richland Hills | Tarrant | 20.82 |
| Butler Elementary School | Arlington | Tarrant | 20.79 |
| Jack C Binion Elementary School | Richland Hills | Tarrant | 20.77 |
| South Hills High School | Fort Worth | Tarrant | 20.77 |
| Snow Heights Elementary School | North Richland Hills | Tarrant | 20.68 |
| Harlean Beal Elementary School | Fort Worth | Tarrant | 20.60 |
| H.V. Helbing Elementary | Fort Worth | Tarrant | 20.56 |
| Academy at C.F. Thomas | North Richland Hills | Tarrant | 20.54 |
| J.T. Stevens Elementary School | Fort Worth | Tarrant | 20.52 |
| Eastern Hills Elementary School | Fort Worth | Tarrant | 20.49 |
| Natha Howell Elementary | Fort Worth | Tarrant | 20.49 |
| Glen Park Elementary School | Fort Worth | Tarrant | 20.48 |
| E. Ray Elementary School | Fort Worth | Tarrant | 20.47 |
| Cesar Chavez | Fort Worth | Tarrant | 20.43 |

| SCHOOLNAME | CITY | COUNTY | Traffic Safety Score |
|---|----------------------|---------|----------------------|
| V.R. Eaton High School | Fort Worth | Tarrant | 20.41 |
| Midway Park Elementary School | Eules | Tarrant | 20.40 |
| Donna Park Elementary School | Hurst | Tarrant | 20.39 |
| Arlington Heights High School | Fort Worth | Tarrant | 20.34 |
| Oakwood Terrace Elementary School | Eules | Tarrant | 20.34 |
| Sunset Valley Elementary School | Fort Worth | Tarrant | 20.33 |
| Brooks Wester Middle School | Mansfield | Tarrant | 20.26 |
| West Hurst Elementary School | Hurst | Tarrant | 20.25 |
| Shady Brook Elementary School | Bedford | Tarrant | 20.24 |
| Key Elementary School | Arlington | Tarrant | 20.23 |
| Duff Elementary School | Arlington | Tarrant | 20.17 |
| Heritage Elementary School - Fort Worth | Fort Worth | Tarrant | 20.15 |
| Timberview Middle School | Keller | Tarrant | 20.12 |
| Keller Early Learning Center North | Keller | Tarrant | 20.12 |
| Asa Low Intermediate | Mansfield | Tarrant | 20.12 |
| Como Elementary School | Fort Worth | Tarrant | 20.11 |
| Roberta Tipps Elementary School | Mansfield | Tarrant | 20.10 |
| Parkway Elementary School | Fort Worth | Tarrant | 20.05 |
| J.L. Boren Elementary School | Mansfield | Tarrant | 20.04 |
| W.J. Turner Elementary School | Fort Worth | Tarrant | 20.04 |
| Wedgwood Middle School | Fort Worth | Tarrant | 20.03 |
| Tanglewood Elementary School | Fort Worth | Tarrant | 20.03 |
| Richland High School | North Richland Hills | Tarrant | 19.99 |
| Spring Garden Elementary School | Bedford | Tarrant | 19.95 |
| Bluebonnet Elementary School | Fort Worth | Tarrant | 19.93 |
| McLean 6th Grade | Fort Worth | Tarrant | 19.92 |
| World Languages Institute | Fort Worth | Tarrant | 19.86 |
| Bill J. Elliott Elementary | Fort Worth | Tarrant | 19.86 |
| Western Hills Elementary School | Fort Worth | Tarrant | 19.84 |
| Bebensee Elementary School | Arlington | Tarrant | 19.80 |
| John D Spicer Elementary School | Haltom City | Tarrant | 19.77 |
| South Eules Elementary School | Eules | Tarrant | 19.75 |
| Eules Junior High School | Eules | Tarrant | 19.74 |
| Larson Elementary School | Grand Prairie | Tarrant | 19.74 |
| Pope Elementary School | Arlington | Tarrant | 19.72 |
| Arlington Collegiate High School | Arlington | Tarrant | 19.69 |
| Lowery Road | Fort Worth | Tarrant | 19.69 |
| Bear Creek Elementary School | Eules | Tarrant | 19.68 |
| De Zavala Elementary School | Fort Worth | Tarrant | 19.65 |

| SCHOOLNAME | CITY | COUNTY | Traffic Safety Score |
|--------------------------------------|----------------------|---------|----------------------|
| Stonegate Elementary School | Bedford | Tarrant | 19.61 |
| Bedford Junior High School | Bedford | Tarrant | 19.60 |
| W.A. Porter Elementary School | Hurst | Tarrant | 19.59 |
| Imogene Gideon Elementary School | Arlington | Tarrant | 19.55 |
| Judy Hajek Elementary School | Burleson | Tarrant | 19.54 |
| Watauga Elementary School | Watauga | Tarrant | 19.52 |
| Southwest High School | Fort Worth | Tarrant | 19.52 |
| Kennedale Junior High School | Kennedale | Tarrant | 19.51 |
| Pearcy Elementary School | Arlington | Tarrant | 19.49 |
| Boles Junior High School | Arlington | Tarrant | 19.47 |
| Crowley Middle School | Fort Worth | Tarrant | 19.46 |
| Little Elementary School | Arlington | Tarrant | 19.46 |
| Jack Taylor Elementary School | Burleson | Tarrant | 19.44 |
| Seguin High School | Arlington | Tarrant | 19.43 |
| North Euless Elementary School | Euless | Tarrant | 19.43 |
| North Oaks Middle School | Haltom City | Tarrant | 19.39 |
| Mansfield Summit High School | Arlington | Tarrant | 19.38 |
| Leonard Middle School | Fort Worth | Tarrant | 19.38 |
| Moore Elementary School | Arlington | Tarrant | 19.38 |
| Barnett Junior High School | Arlington | Tarrant | 19.36 |
| Central Junior High School | Euless | Tarrant | 19.34 |
| Ashworth Elementary School | Arlington | Tarrant | 19.32 |
| Castleberry High School | Fort Worth | Tarrant | 19.32 |
| Richland Middle School | Richland Hills | Tarrant | 19.24 |
| Greenfield Elementary School | Fort Worth | Tarrant | 19.22 |
| Deer Creek Elementary School | Crowley | Tarrant | 19.21 |
| D.P. Morris Elementary School | Arlington | Tarrant | 19.20 |
| Bette Perot Elementary School | Fort Worth | Tarrant | 19.19 |
| Beckham Elementary School | Arlington | Tarrant | 19.19 |
| Alice Ponder Elementary School | Mansfield | Tarrant | 19.18 |
| Eagle Ridge Elementary School | Fort Worth | Tarrant | 19.14 |
| Colleyville Heritage High School | Colleyville | Tarrant | 19.14 |
| Alliene Mullendore Elementary School | North Richland Hills | Tarrant | 19.11 |
| Cannon Elementary School | Grapevine | Tarrant | 19.11 |
| Ousley Junior High School | Arlington | Tarrant | 19.09 |
| Hurst Junior High School | Hurst | Tarrant | 19.08 |
| Louise Cabaniss Elementary School | Grand Prairie | Tarrant | 19.07 |
| Fine Arts Academy | White Settlement | Tarrant | 19.03 |
| Haltom High School | Haltom City | Tarrant | 19.02 |

| SCHOOLNAME | CITY | COUNTY | Traffic Safety Score |
|--|----------------------|---------|----------------------|
| Prairie Vista Middle School | Fort Worth | Tarrant | 19.00 |
| Comanche Springs Elementary School | Fort Worth | Tarrant | 19.00 |
| Birdville High School | North Richland Hills | Tarrant | 18.97 |
| Miller Elementary School | Arlington | Tarrant | 18.96 |
| Roy Johnson 6th Grade Campus | Fort Worth | Tarrant | 18.96 |
| Freedom Elementary School | Fort Worth | Tarrant | 18.95 |
| Heritage Elementary School - Grapevine | Grapevine | Tarrant | 18.93 |
| Mansfield High School | Mansfield | Tarrant | 18.92 |
| Keys High School | Eules | Tarrant | 18.91 |
| Harrison Lane Elementary School | Hurst | Tarrant | 18.91 |
| L.A. Gilliland Elementary School | Fort Worth | Tarrant | 18.90 |
| Caprock Elementary School | Fort Worth | Tarrant | 18.88 |
| Liberty Elementary School - White Settlement | White Settlement | Tarrant | 18.87 |
| Dan Powell Intermediate | Fort Worth | Tarrant | 18.80 |
| David L. Walker Intermediate | Fort Worth | Tarrant | 18.80 |
| Marsh Middle School | Fort Worth | Tarrant | 18.79 |
| Della Icenhower Intermediate | Arlington | Tarrant | 18.77 |
| Independence Elementary School | Fort Worth | Tarrant | 18.77 |
| Bellaire Elementary | Hurst | Tarrant | 18.76 |
| James Coble Middle School | Arlington | Tarrant | 18.75 |
| Shackelford Junior High School | Arlington | Tarrant | 18.74 |
| Dove Elementary School | Grapevine | Tarrant | 18.73 |
| Hazel Harvey Peace Elementary | Fort Worth | Tarrant | 18.72 |
| Grapevine Elementary School | Grapevine | Tarrant | 18.72 |
| Northbrook Elementary School | Fort Worth | Tarrant | 18.72 |
| Silver Lake Elementary School | Grapevine | Tarrant | 18.67 |
| Jack D Johnson Elementary School | Southlake | Tarrant | 18.67 |
| Bear Creek Intermediate | Keller | Tarrant | 18.66 |
| Mansfield Frontier High School | Mansfield | Tarrant | 18.64 |
| Central High School | Fort Worth | Tarrant | 18.63 |
| North Crowley High School | Fort Worth | Tarrant | 18.62 |
| Haltom Middle School | Haltom City | Tarrant | 18.56 |
| Richland Elementary School | Richland Hills | Tarrant | 18.55 |
| Saginaw Elementary School | Saginaw | Tarrant | 18.53 |
| T.A. Howard Middle School | Arlington | Tarrant | 18.52 |
| James Martin High School | Arlington | Tarrant | 18.51 |
| Harmony School of Innovation | Fort Worth | Tarrant | 18.50 |
| Cross Timbers Intermediate | Arlington | Tarrant | 18.49 |
| George Dawson Middle School | Southlake | Tarrant | 18.47 |

| SCHOOLNAME | CITY | COUNTY | Traffic Safety Score |
|---|-------------|---------|----------------------------|
| Keller Learning Center | Keller | Tarrant | 18.47 |
| Donna Shepard Intermediate | Mansfield | Tarrant | 18.45 |
| Eubanks Intermediate | Southlake | Tarrant | 18.45 |
| Idea Achieve College Preparatory | Haltom City | Tarrant | 18.44 |
| Erma Nash Elementary School | Mansfield | Tarrant | 18.39 |
| Dallas Park Elementary School | Fort Worth | Tarrant | 18.37 |
| Watauga Middle School | Watauga | Tarrant | 18.36 |
| W.T. Francisco Elementary School | Haltom City | Tarrant | 18.34 |
| Dunn Elementary School | Arlington | Tarrant | 18.33 |
| Rogene Worley Middle School | Mansfield | Tarrant | 18.32 |
| Ed Willkie Middle School | Fort Worth | Tarrant | 18.29 |
| Glenhope Elementary School | Colleyville | Tarrant | 18.29 |
| Blue Haze Elementary School | Fort Worth | Tarrant | 18.28 |
| Azle High School | Azle | Tarrant | 18.27 |
| Idea Achieve Academy | Haltom City | Tarrant | 18.27 |
| Saginaw High School | Saginaw | Tarrant | 18.24 |
| Heritage Middle School | Colleyville | Tarrant | 18.24 |
| Mary Harris Intermediate | Fort Worth | Tarrant | 18.24 |
| Handley Middle School | Fort Worth | Tarrant | 18.18 |
| S.H. Crowley Intermediate | Crowley | Tarrant | 18.17 |
| O.A. Peterson Elementary School | Fort Worth | Tarrant | 18.17 |
| O.C. Taylor Elementary School | Colleyville | Tarrant | 18.16 |
| Whitley Road Elementary School | Watauga | Tarrant | 18.14 |
| Young Junior High School | Arlington | Tarrant | 18.10 |
| O.H. Stowe Elementary School | Haltom City | Tarrant | 18.09 |
| Bailey Junior High School | Arlington | Tarrant | 18.05 |
| Grace E. Hardeman Elementary School | Watauga | Tarrant | 18.04 |
| David E. Smith Elementary School | Haltom City | Tarrant | 18.03 |
| R.F. Patterson Elementary School | Arlington | Tarrant | 18.03 |
| Summer Creek Middle School | Fort Worth | Tarrant | 18.00 |
| Lake Worth High School | Lake Worth | Tarrant | 17.99 |
| Weldon Hafley Development Center | Saginaw | Tarrant | 17.98 |
| Cross Timbers Middle School | Grapevine | Tarrant | 17.98 |
| Mary Jo Sheppard Elementary School | Mansfield | Tarrant | 17.94 |
| Daggett Middle School | Fort Worth | Tarrant | 17.93 |
| Mary Orr Intermediate | Mansfield | Tarrant | 17.91 |
| Kennedale Alternative Education Program | Kennedale | Tarrant | 17.90 |
| James F. Delaney Elementary | Kennedale | Tarrant | 17.90 |
| The Olive Tree Montessori Academy | Fort Worth | Tarrant | 17.84 |

| SCHOOLNAME | CITY | COUNTY | Traffic Safety Score |
|---|----------------------|---------|----------------------|
| Keller Middle School | Keller | Tarrant | 17.83 |
| James A. Arthur Intermediate | Kennedale | Tarrant | 17.82 |
| Homebound | Haltom City | Tarrant | 17.79 |
| John and Polly Townley Elementary School | Rendon | Tarrant | 17.78 |
| Lizzie Curtis Elementary School | Fort Worth | Tarrant | 17.74 |
| Friendship Elementary School | Fort Worth | Tarrant | 17.73 |
| Walnut Grove Elementary School | Southlake | Tarrant | 17.69 |
| Haslet Elementary School | Haslet | Tarrant | 17.68 |
| Old Union Elementary School | Southlake | Tarrant | 17.68 |
| J C Thompson Elementary School | Fort Worth | Tarrant | 17.63 |
| Hillwood Middle School | Fort Worth | Tarrant | 17.58 |
| Sue Crouch Intermediate | Fort Worth | Tarrant | 17.56 |
| Wayside Middle School | Fort Worth | Tarrant | 17.55 |
| Smithfield Middle School | North Richland Hills | Tarrant | 17.50 |
| Daggett Elementary School | Fort Worth | Tarrant | 17.46 |
| Castleberry Elementary School | Fort Worth | Tarrant | 17.41 |
| Charles Baxter Junior High School | Fort Worth | Tarrant | 17.40 |
| Liberty Elementary School - Colleyville | Colleyville | Tarrant | 17.36 |
| Smithfield Elementary | North Richland Hills | Tarrant | 17.36 |
| Tannahill Intermediate | Fort Worth | Tarrant | 17.36 |
| Major Cheney Elementary School at South Birdville | Haltom City | Tarrant | 17.35 |
| Willow Creek Elementary School | Saginaw | Tarrant | 17.27 |
| Highland Middle School | Fort Worth | Tarrant | 17.26 |
| North Ridge Middle School | North Richland Hills | Tarrant | 17.23 |
| Bryson Elementary School | Fort Worth | Tarrant | 17.23 |
| Timber Creek High School | Fort Worth | Tarrant | 17.22 |
| Carroll High School | Southlake | Tarrant | 17.18 |
| Shannon High School | Haltom City | Tarrant | 17.18 |
| North Ridge Elementary School | North Richland Hills | Tarrant | 17.17 |
| Foster Village Elementary School | North Richland Hills | Tarrant | 17.11 |
| Carroll Senior High School | Southlake | Tarrant | 17.08 |
| High Country Elementary School | Fort Worth | Tarrant | 17.07 |
| Birdville Elementary School | Haltom City | Tarrant | 17.01 |
| Ridgeview Elementary School | Keller | Tarrant | 17.01 |
| Keller Center for Advanced Learning | Keller | Tarrant | 17.00 |
| Grapevine High School | Grapevine | Tarrant | 16.97 |

| SCHOOLNAME | CITY | COUNTY | Traffic Safety Score |
|---|------------------|---------|----------------------|
| Indian Springs Middle School | Keller | Tarrant | 16.97 |
| Crowley Special Education | Crowley | Tarrant | 16.95 |
| West Elementary School - White Settlement | White Settlement | Tarrant | 16.87 |
| Colleyville Middle School | Colleyville | Tarrant | 16.79 |
| Sidney H. Poynter Elementary School | Fort Worth | Tarrant | 16.76 |
| Timberline Elementary School | Grapevine | Tarrant | 16.72 |
| Azle Hornet Academy | Azle | Tarrant | 16.70 |
| Colleyville Elementary School | Colleyville | Tarrant | 16.68 |
| Bridges Accelerated Learning Center | Colleyville | Tarrant | 16.64 |
| Keller High School | Keller | Tarrant | 16.59 |
| Kay Granger Elementary School | Fort Worth | Tarrant | 16.51 |
| Carroll Elementary School | Southlake | Tarrant | 16.44 |
| Crowley High School | Crowley | Tarrant | 16.39 |
| Cora Spencer Elementary School | Grand Prairie | Tarrant | 16.39 |
| Crowley Learning Center | Crowley | Tarrant | 16.35 |
| Azle Elementary School | Azle | Tarrant | 16.33 |
| Crowley 9th Grade Campus | Crowley | Tarrant | 16.21 |
| Souder Elementary School | Everman | Tarrant | 16.17 |
| Anna May Daulton Elementary School | Grand Prairie | Tarrant | 16.16 |
| Mary Lillard Intermediate | Mansfield | Tarrant | 16.14 |
| Bransford Elementary School | Colleyville | Tarrant | 16.13 |
| Azle Junior High School South | Azle | Tarrant | 16.13 |
| Davis 9th Grade Center | Everman | Tarrant | 15.91 |
| North Elementary School | Fort Worth | Tarrant | 15.89 |
| Danny Jones Middle School | Mansfield | Tarrant | 15.87 |
| Everman Joe C Bean High School | Everman | Tarrant | 15.78 |
| Bishop Elementary School | Everman | Tarrant | 15.76 |
| Lake Ridge High School | Mansfield | Tarrant | 15.66 |
| George C. Clarke Elementary School | Fort Worth | Tarrant | 15.01 |
| Kookan Education Center | Arlington | Tarrant | 14.98 |
| Rosemont Park Elementary School | Fort Worth | Tarrant | 14.68 |
| Rosemont Middle School | Fort Worth | Tarrant | 14.61 |
| M.G. Ellis Primary School | Fort Worth | Tarrant | 14.08 |
| T.A. Sims Elementary School | Fort Worth | Tarrant | 13.71 |
| D. McRae Elementary School | Fort Worth | Tarrant | 13.63 |
| Oakhurst Elementary School | Fort Worth | Tarrant | 13.34 |
| Diamond Hill Elementary School | Fort Worth | Tarrant | 13.04 |
| Forest Oak Middle School | Fort Worth | Tarrant | 12.63 |
| Manuel Jara Elementary | Fort Worth | Tarrant | 12.47 |

| SCHOOLNAME | CITY | COUNTY | Traffic Safety Score |
|--|------------------|---------|----------------------------|
| Riverside Middle School | Fort Worth | Tarrant | 12.30 |
| J.P. Elder Middle School | Fort Worth | Tarrant | 12.26 |
| Amon Carter-Riverside High School | Fort Worth | Tarrant | 12.19 |
| Paschal High School | Fort Worth | Tarrant | 12.19 |
| Meadowbrook Elementary School | Fort Worth | Tarrant | 11.81 |
| Meadowbrook Middle School | Fort Worth | Tarrant | 11.55 |
| Alice Carlson Applied Learning Center | Fort Worth | Tarrant | 11.34 |
| Lamar High School | Arlington | Tarrant | 11.18 |
| Westcliff Elementary School | Fort Worth | Tarrant | 10.90 |
| Woodway Elementary School | Fort Worth | Tarrant | 10.80 |
| North Hi Mount Elementary School | Fort Worth | Tarrant | 10.52 |
| Brewer Alternative Campus-MESA High School | White Settlement | Tarrant | 9.76 |
| N.A. Howry Intermediate | Lake Worth | Tarrant | 9.02 |
| Grapevine Middle School | Grapevine | Tarrant | 8.91 |
| Effie Morris Elementary School | Lake Worth | Tarrant | 8.88 |
| Reach High School | River Oaks | Tarrant | 8.78 |
| Truce Learning Center | Fort Worth | Tarrant | 8.75 |
| Hommel Elementary School | Everman | Tarrant | 7.71 |
| A.V. Cato Elementary School | Fort Worth | Tarrant | 7.54 |
| Everman Academy High School | Everman | Tarrant | 7.46 |

| SCHOOLNAME | CITY | COUNTY | Traffic Safety Score |
|---|------------|--------|----------------------|
| Young Elementary School | Decatur | Wise | 51.06 |
| Paradise Elementary School, Intermediate, Junior High and High School | Paradise | Wise | 49.04 |
| Prairie View Elementary School | Rhome | Wise | 49.04 |
| Bridgeport High School | Bridgeport | Wise | 48.86 |
| Seven Hills Elementary School | Newark | Wise | 48.67 |
| Alvord Middle School | Alvord | Wise | 44.50 |
| Slidell Schools | Slidell | Wise | 44.25 |
| Carson Elementary School | Decatur | Wise | 44.10 |
| Chisholm Trail Middle School | Rhome | Wise | 38.58 |
| Boyd High School | Boyd | Wise | 33.54 |
| Bridgeport Elementary School | Bridgeport | Wise | 32.95 |
| Chico High School | Chico | Wise | 32.70 |
| Decatur High School | Decatur | Wise | 28.79 |
| Chico Middle School | Chico | Wise | 28.51 |
| Chico Elementary School | Chico | Wise | 27.60 |
| Bridgeport Intermediate | Bridgeport | Wise | 27.24 |
| Rann Elementary School | Decatur | Wise | 26.99 |
| Boyd Middle School and Intermediate | Boyd | Wise | 22.05 |
| Boyd Elementary School | Boyd | Wise | 17.48 |
| Decatur Intermediate | Decatur | Wise | 16.97 |
| Alvord Elementary School | Alvord | Wise | 16.86 |
| Alvord High School | Alvord | Wise | 16.86 |
| Bridgeport Middle School | Bridgeport | Wise | 16.38 |
| McCarroll Middle School | Decatur | Wise | 15.85 |