



NAS JRB FORT WORTH REGIONAL COORDINATION COMMITTEE MEETING

10.16.2023 | WESTWORTH VILLAGE, TX

MISSION STATEMENT

The Naval Air Station Joint Reserve Base Fort Worth Regional Coordination Committee will serve as a forum for dialogue between the base and the surrounding communities to implement recommendations from Joint Land Use Studies and Compatible Use Plans related to compatible development, livability, and public engagement.

The RCC will provide support for the base and members of the military to preserve NAS JRB Fort Worth as a strategic military asset and to enhance the economy and quality of life in the surrounding communities.

ITEM 1:
PLEDGE OF
ALLEGIANCE AND
TEXAS PLEDGE









TEXAS PLEDGE

Honor the Texas flag;
I pledge allegiance to thee,
Texas,
One state under God,
One and indivisible.

ITEM 2: WELCOME AND INTRODUCTIONS



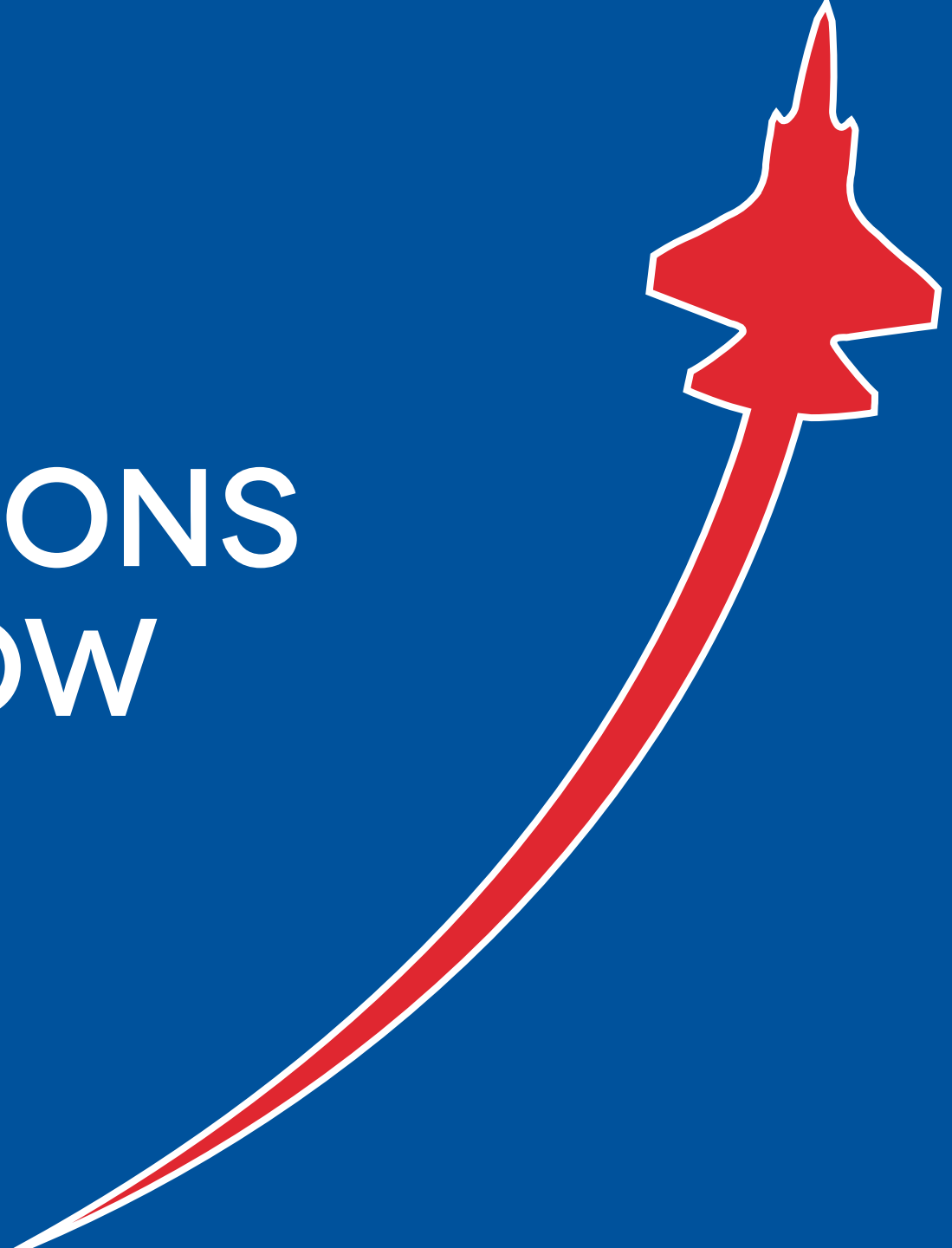
ITEM 3: APPROVAL OF MEETING SUMMARY (ACTION)



ITEM 4: CHALLENGE COIN PRESENTATION



ITEM 5: AIR OPERATIONS AND AIRSHOW BRIEF





Wings over Cowtown Airshow 13-14 April 2024



NAS JRB Fort Worth Air Operations

- First airshow since 2016
- Saturday & Sunday (13-14 April 2024)
- 65-75°F
- 100k total attendees
- Civilians on base; vehicles and pedestrians
- Food, Alcohol via licensed, approved vendors





Expected Acts

- Blue Angels
- F-22 and F-35 Demos
- B-1B or B-2 Flyover
- Osprey demo
- Huey fastrope demo
- B-1B and B-52 static displays
- C-47 WW2 parajumper team
- Civilians: Red Bull helo, aerobatic airplanes





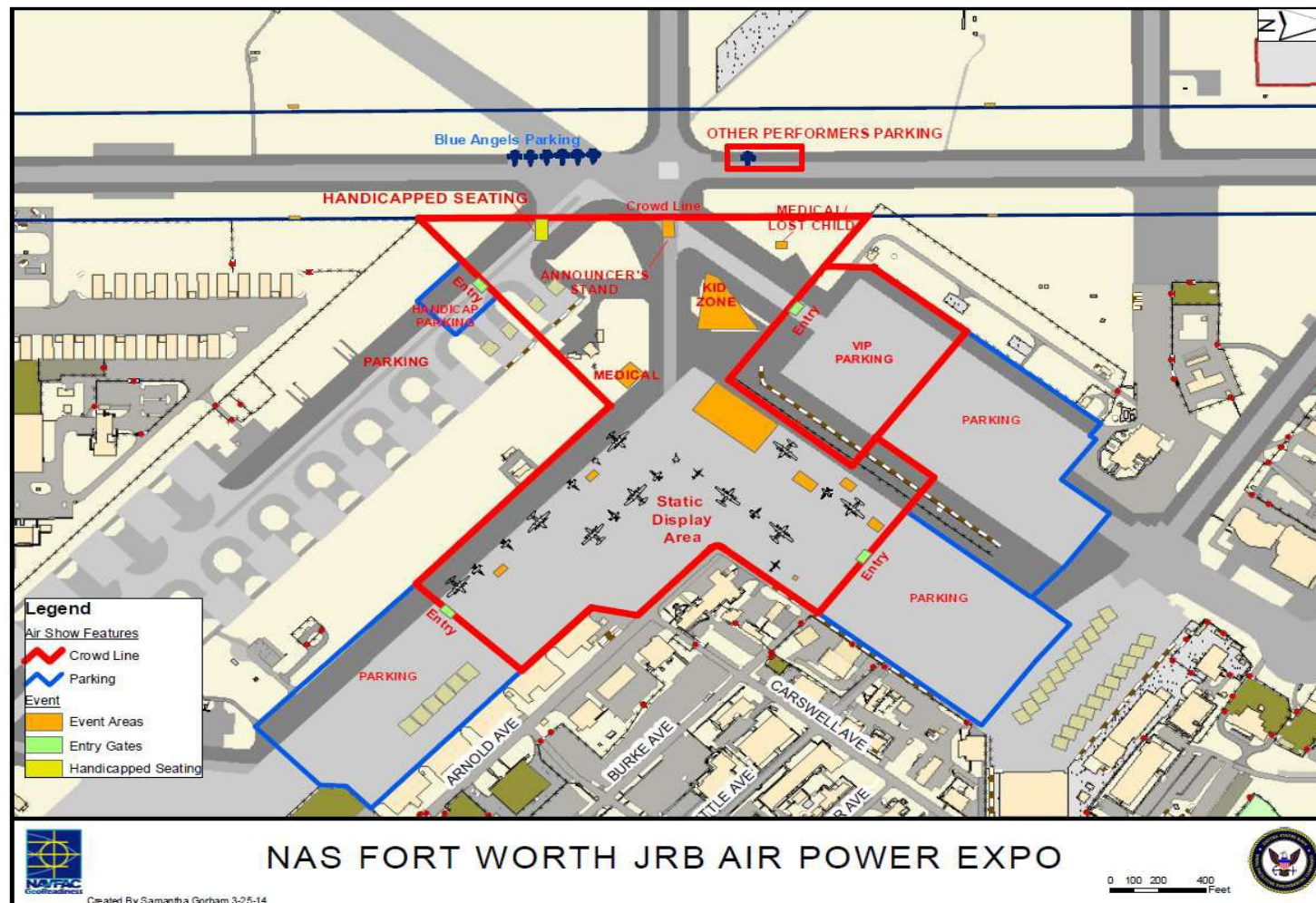
Primary Runway:
18/36: 11,999 x 200

~2,300 Acres
2.9 Million ft² facility space
Buildings:
18 TX Air National Guard
72 Air Force
194 Navy/Marine
3 Army



Airshow Area







Timeline

- Days prior: Site setup
 - Position barriers, equipment, supplies
- 0600-0900 Sat/Sun: Personnel setup
 - Brief Roles, Responsibilities
 - Deploy personnel to assigned locations
- 0900 Sat/Sun: Open base to civilians
- 1100-1600 Sat/Sun: Airshow routine





Ingress Plan





Egress Plan





Aviation Safety Box





Resources On Base

- Security
 - Trained, armed Naval Security Force
 - NCIS
 - Auxiliary Security Force (working out- of-rate)
 - Drone Response Options
- Fire & EMS
 - ARFF
 - Engine
 - Ambulance
- Emergency Operations Center
 - Giant Voice Public Address System






Required Resources

- External Law Enforcement
 - Community PDs
 - Lake Marshals
- Anti-terrorism resources
 - FBI, JTTF
- Mass casualty responders
 - Community F&ES units



ITEM 6:
COMMUNITY NOISE
MITIGATION
PROGRAM
(ENDORSEMENT)



COMMUNITY NOISE MITIGATION PROGRAM– OVERVIEW

- Draft Notice of Funding Opportunities was published on August 16, 2023
- Comments were due on **October 13, 2023**
- Draft NOFO contains all the specifics of what would need to be included in a proposal and what the scoring criteria would be (pending public comment)
- It is unclear exactly when OLDCC will issue the actual NOFO and start accepting applications, but that is expected in early 2024 – there will be 90 days to respond with a proposal once published

COMMUNITY NOISE MITIGATION PROGRAM– OVERVIEW

- Purpose: reducing the impact of fixed wing military aviation noise on **covered facilities**
- Covered facilities criteria
 - Hospitals, daycare facilities, schools, facilities serving senior citizens, private residences – must be either within 1 mile of a military installation or within a 65+ dB noise contour
 - Demonstrate the presence of excessive aviation noise based on documentation and analyses prepared in accordance with AICUZ
- Only for projects outside the fence line
- Local project **must prioritize** specifically on the basis of noise contours for participation

COMMUNITY NOISE MITIGATION PROGRAM– FUNDING

- \$75 million is available nationwide
 - \$56.25 million goes to active military bases
 - \$18.75 million goes to guard/reserve bases
 - \$5 million of the guard/reserve base funds is set aside for communities where military installation has transitioned to a new type or model of aircraft after January 1, 2019
- 10% local match required from the proposer
- If awarded, grantees have 5 years to expend the funds


COMMUNITY NOISE MITIGATION PROGRAM– ELIGIBLE ACTIVITIES

- Sound attenuating **habitable rooms**, which can consist of standard treatment packages (window and door replacements) and secondary treatment packages (caulking, weather stripping, installation of storm doors/windows)
 - Covered facilities **must be experiencing indoor noise levels 45+ dB with windows and doors closed** to be eligible
 - Treatments must **achieve 45dB DNL indoors in the 65-69 and 70-94 dB noise contours**
 - Treatments must **achieve 10-30dB DNL indoor reduction in 75+ dB noise contours**


COMMUNITY NOISE MITIGATION PROGRAM– REQUESTED ACTION

- NCTCOG staff drafted a series of questions in response to the draft funding opportunity
- Reviewed by RCC Officers in advance of comment deadline
- NCTCOG staff submitted the comments on behalf of the RCC
- No determination has been made to participate in the program – planning a special RCC workshop to discuss this further
- **Requesting RCC endorsement of comments submitted (Attachment 3 in packet)**

ITEM 7: BASE UPDATE



ITEM 8:
FY2022 DEPARTMENT
OF DEFENSE
ECONOMIC IMPACT
REPORT



REPORT OVERVIEW

- Annual report by the Office of Local Defense Community Cooperation
- Presents the results of a state-by-state analysis of US Department of Defense contract and personnel spending during FY 2022.
- State and local officials may use this information to assess a region's dependence on defense spending and to target assistance to support more resilient communities and companies.
- Analysis primarily entailed an examination of DoD-funded prime- and sub-award contract data and defense personnel and payroll figures.

TOP 10 STATES BY TOTAL DEFENSE SPENDING

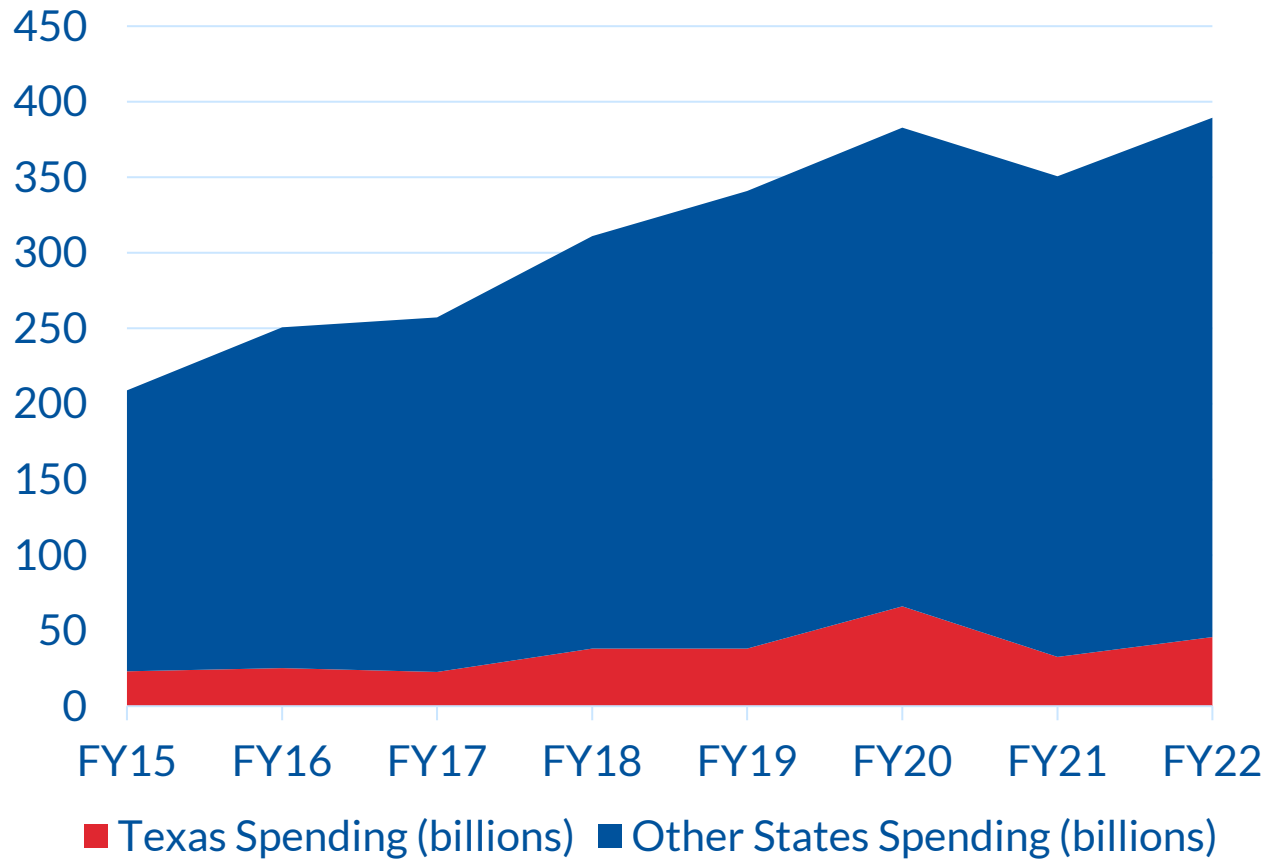
RANK	STATE	DEFENSE SPENDING (BILLIONS)
1	Virginia	\$62.7
2	Texas	\$58.0
3	California	\$56.2
4	Florida	\$30.2
5	New York	\$28.1
6	Maryland	\$26.4
7	Connecticut	\$22.3
8	Pennsylvania	\$17.9
9	Massachusetts	\$15.2
10	Arizona	\$15.0
	All States	\$558.7
	Texas Share	10.4%

US DEFENSE CONTRACT SPENDING

RANK	CONTRACT SPENDING		CONTRACT SPENDING LOCATIONS	
	STATE	SPENDING (BILLIONS)	LOCATION	SPENDING (BILLIONS)
1	Texas	\$45.6	Tarrant, TX	\$18.6
2	Virginia	\$42.0	Fairfax, VA	\$17.8
3	California	\$38.1	New York, NY	\$17.2
4	New York	\$24.5	San Diego, CA	\$11.9
5	Florida	\$21.5	Dallas, TX	\$9.8
6	Connecticut	\$21.4	New London, CT	\$9.7
7	Maryland	\$17.5	Los Angeles, CA	\$9.3
8	Pennsylvania	\$14.3	Pima, AZ	\$8.6
9	Massachusetts	\$13.6	Hartford, CT	\$8.1
10	Arizona	\$12.6	Jefferson, KY	\$8.0
	All States	\$389.5		
	Texas Share	11.7%		

TEXAS DEFENSE CONTRACT SPENDING

Contract Awards Performed



TOP DEFENSE CONTRACTORS

Lockheed Martin	\$23.3 B
McKesson	\$2.9 B
L3 Harris Technologies	\$2.1 B
Bell Boeing Joint Project Office	\$1.8 B
Valero Energy	\$1.4 B
KBR	\$1.3 B
Raytheon Technologies	\$809.0 M
Dell	\$762.4 M
Amentum Services, Inc.	\$738.3 M
Petromax Refining Co.	\$536.1 M

TEXAS DEFENSE CONTRACT SPENDING LOCATIONS

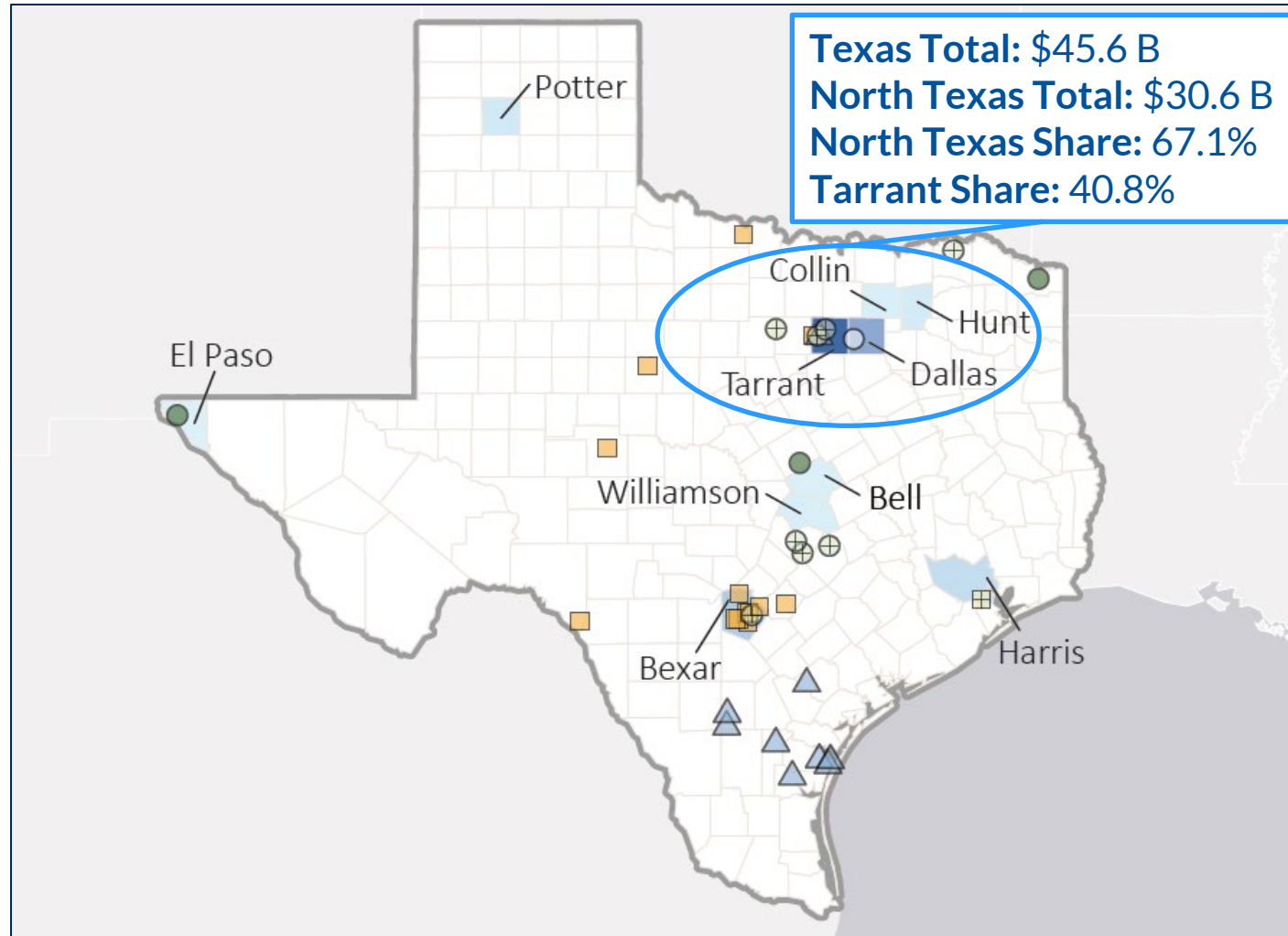
Tarrant
\$18.6 B

Dallas
\$9.8 B

Bexar
\$5.5 B

Harris
\$3.4 B

Potter
\$1.8 B



Hunt
\$1.4 B

Collin
\$801.7 M

Williamson
\$782.3 M

Bell
\$650.2 M

El Paso
\$562.6 M

US DEFENSE PERSONNEL SPENDING

RANK	PERSONNEL NUMBERS		PERSONNEL SPENDING	
	STATE	PERSONNEL	STATE	SPENDING (BILLIONS)
1	California	273,000	Virginia	\$20.3
2	Virginia	247,000	California	\$17.2
3	Texas	215,000	Texas	\$12.1
4	North Carolina	137,000	Florida	\$8.5
5	Florida	132,000	Maryland	\$8.4
6	Georgia	124,000	North Carolina	\$7.6
7	Washington	109,000	Washington	\$7.4
8	Maryland	94,000	Georgia	\$7.2
9	Hawaii	69,000	Hawaii	\$5.3
10	South Carolina	65,000	Colorado	\$3.9
	All States	2,596,000	All States	\$159.4
	Texas Share	8.3%	Texas Share	7.6%

TEXAS DEFENSE PERSONNEL

**Total Texas
Personnel**
214,865

Tarrant Share
5.4%

**Total Texas
Payroll**
\$12.1 Billion

TOP DEFENSE PERSONNEL LOCATIONS					
County	Active Duty	Civilian	National Guard	Reserve	Total
Bexar	32,993	22,640	2,636	9,200	67,502
Bell	32,181	5,151	665	974	38,981
El Paso	24,653	3,748	1,118	1,980	31,499
Tarrant	1,150	2,580	1,499	6,278	11,507
Harris	691	740	3,172	4,038	8,641
Dallas	587	800	2,219	3,585	7,191
Wichita	4,955	1,063	138	114	6,270
Travis	504	979	2,741	1,245	5,469
Taylor	4,381	496	200	321	5,398
Nueces	1,268	3,624	0	478	5,370

TEXAS DEFENSE PERSONNEL SPENDING LOCATIONS

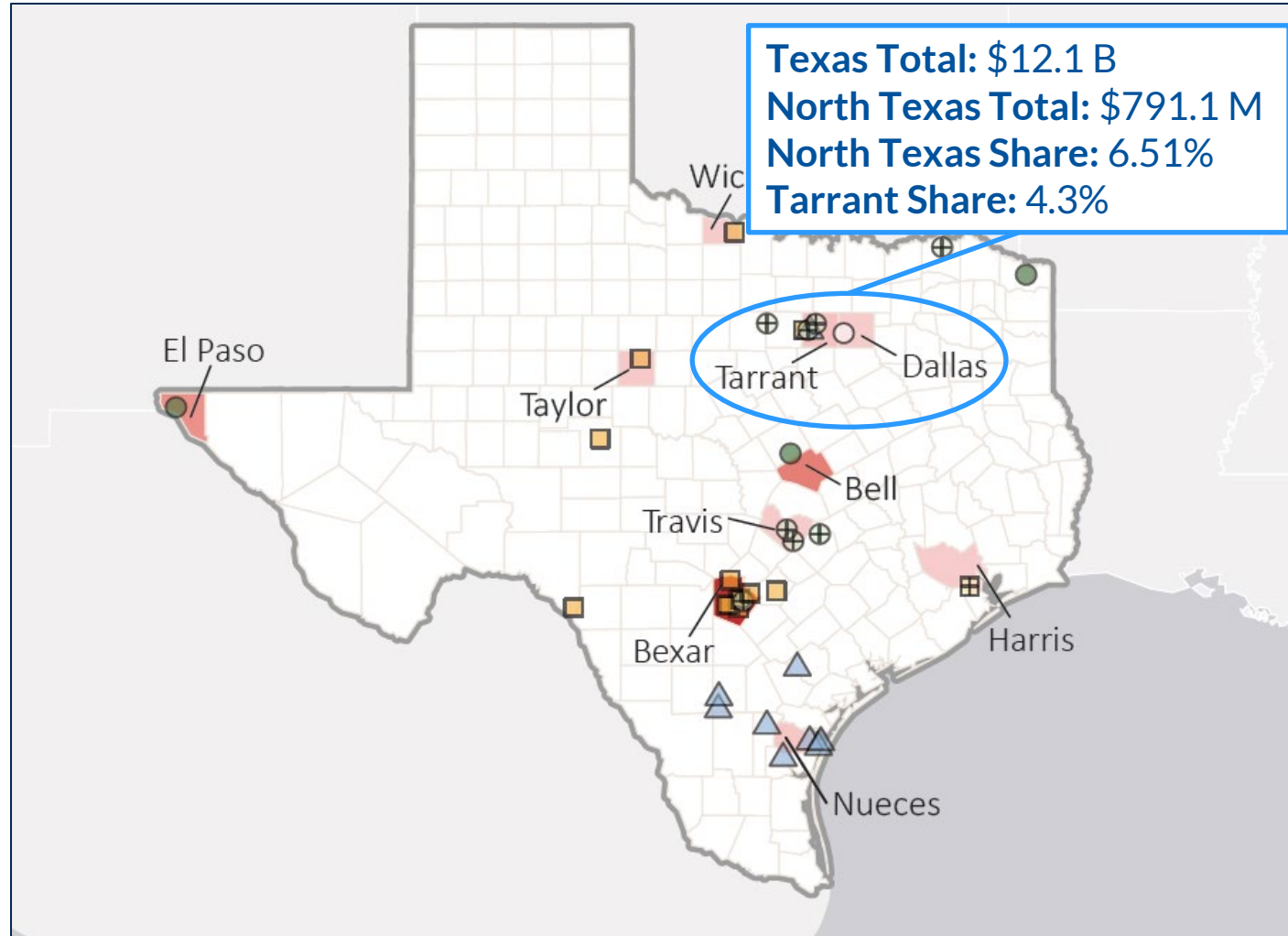
Bexar
\$4.3 B

Bell
\$2.4 B

El Paso
\$1.9 B

Tarrant
\$525.8 M

Nueces
\$387.4 M



Taylor
\$310.0 M


Travis
\$293.8 M

Harris
\$292.6 M

Wichita
\$ 266.8 M

Dallas
\$265.3 M

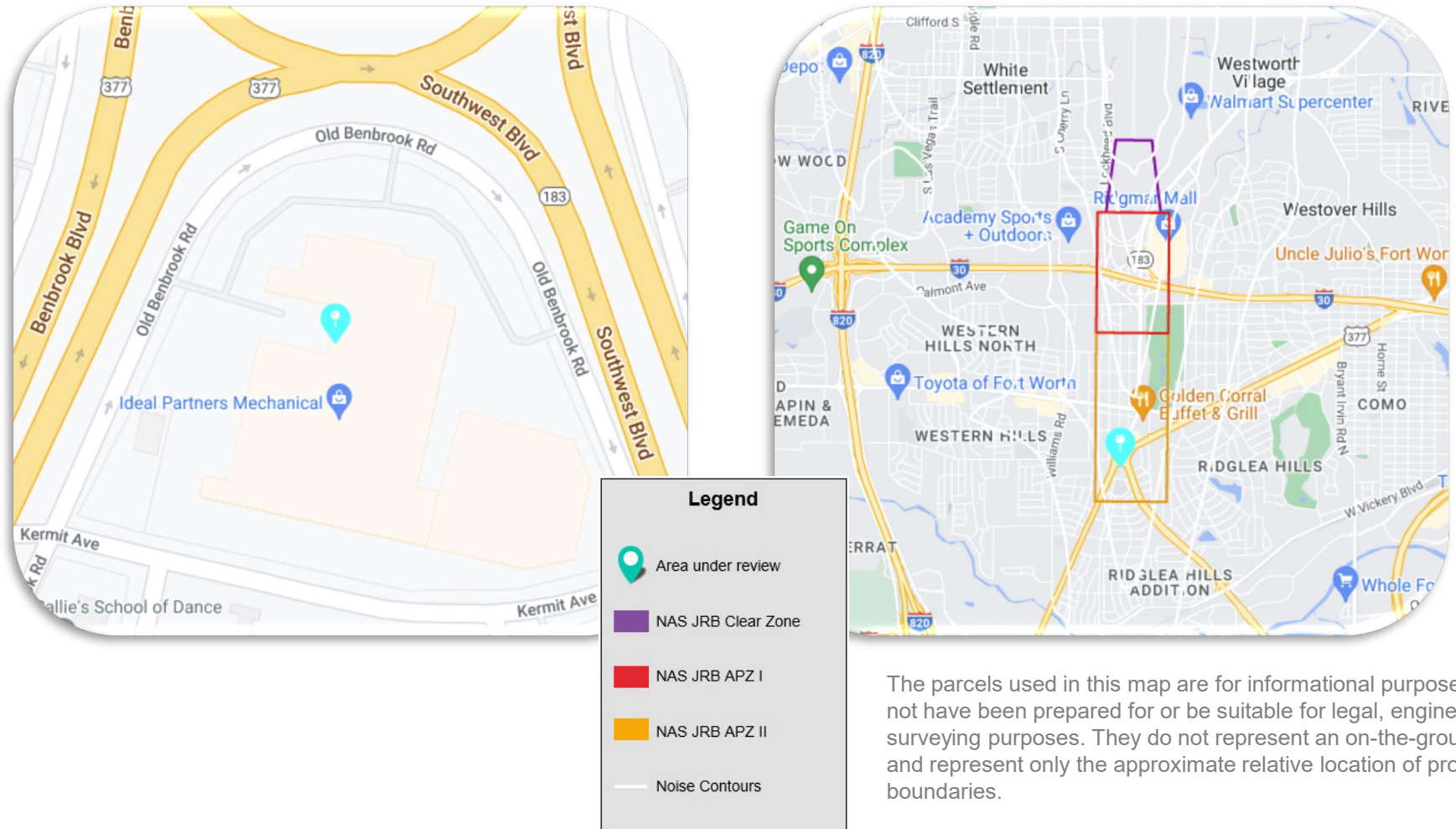
ITEM 9: JLUS UPDATE



CURRENT JLUS GRANT ACTIVITIES

- Finalizing our report on the land use analysis, including preparing higher level summary maps and graphics that can easily “tell the story” of compatibility near the base
- Documenting all compatibility actions taken by the local governments in an online map-based format
- Working with the base on a Readiness and Environmental Protection Integration (REPI) application
- FEMA Building Resilient Infrastructure and Communities (BRIC) Direct Technical Assistance project on capturing debris before it enters the stormwater system

PROJECT 167—FORT WORTH




The parcels used in this map are for informational purposes and may not have been prepared for or be suitable for legal, engineering, or surveying purposes. They do not represent an on-the-ground survey and represent only the approximate relative location of property boundaries.

PROJECT 167—FORT WORTH

NAME	ENTITY	DATE	COMMENT
James Hoelke	Lockheed Martin	10/09/2023	Concur with NCTCOG preliminary assessment and on requirements for owner to meet recommended sound attenuation measures.

ITEM 10: STAFF REPORTS



DEFENSE COMMUNITY SAFETY & SECURITY (DCSS)

“PROTECTING TOMORROW TODAY”



FEMA



North Central Texas
Council of Governments





DEFENSE COMMUNITY SAFETY & SECURITY (DCSS)

“PROTECTING TOMORROW TODAY”

Mission Statement

To create a Defense Community Safety and Security (DCSS) committee that incorporates members from NAS/JRB, community and industry-law enforcement, security, emergency preparedness and emergency response professionals. The DCSS committee will be modeled and operate in parallel to the Regional Coordination Committee (RCC). The DCSS committee’s mission is to enhance and maintain key lines of communication between its members; to review and update mutual aid, response, and service agreements; to identify Joint Training Opportunities; to plan and conduct emergency response training exercises; to perform and maintain threat assessments; to assess and address perimeter security needs; and to identify and secure funding opportunities as needed.

NEW DRONE (UAS) LEGISLATION

SB 1308 – EFFECTIVE 9.1.2023


- Creates a misdemeanor offense (Class B; Class A if previously convicted of offense) for intentionally or knowingly:
 - Operating a UAS over an airport or military installation
 - Allowing a UAS to make contact with an airport or military installation (including any person or object)
 - Operating a UAS in a manner that interferes with operations or causes a disturbance to an airport or military installation
- Exceptions
 - Written/electronic authorization by airport, military installation or FAA
 - Law enforcement or person under contract with law enforcement
 - Federal government or person under contract with federal government
 - Owner/operator of airport/military installation or person under contract with owner/operator



Wings over Cowtown Airshow

13-14 April 2024





Expected Acts



- Blue Angels
- F-22 and F-35 Demos
- B-1B or B-2 Flyover
- Osprey demo
- Huey fastrope demo
- B-1B and B-52 static displays
- C-47 WW2 parajumper team
- Civilians: Red Bull helo, aerobatic airplanes



Security Planning Meetings

- This/Future Meetings
 - Identify capability gaps, missing hazards
- Training events
 - 19 September 2023
 - 17 October 2023
 - January 2024
- SEAT brief to formalize:
 - C2
 - Comms
 - Jurisdiction, Responsibilities, and Expectations
 - Positioning, ECPs
 - Ingress/Egress Routes

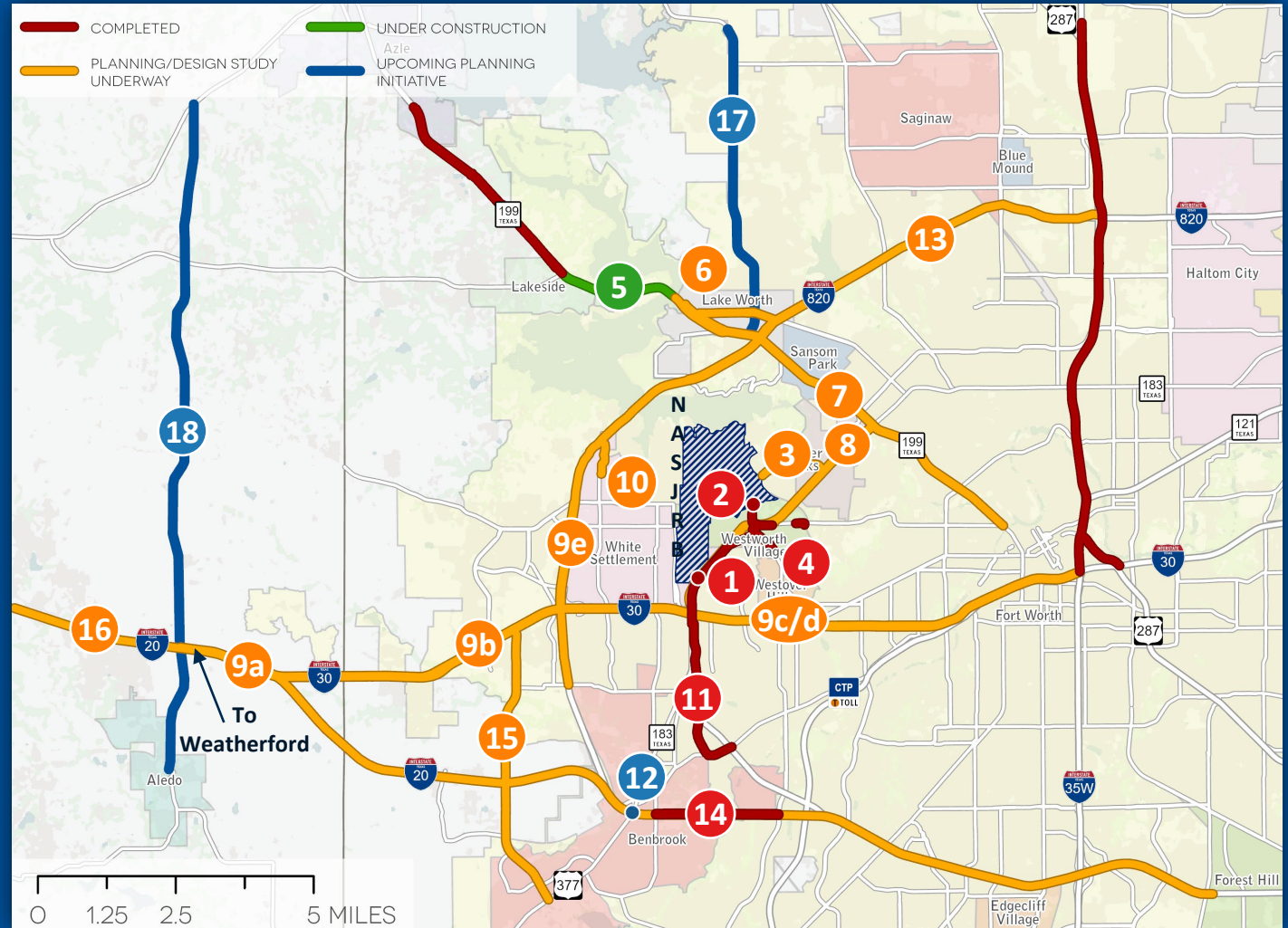
CURRENT & FUTURE TRANSPORTATION IMPROVEMENTS

Base Access Improvements

1. Commercial Vehicle Gate Construction
2. NASJRB Main Gate Construction
3. Meandering Road Design \$

Area Road Improvements

4. Westworth Village Bike Trail
5. SH 199 TxDOT Corridor Project \$
6. FM 1220 (Azle Ave) Corridor Plan
7. SH 199 TxDOT Corridor Plan \$
8. SH 183 TxDOT Corridor Plan \$
9. IH 30 TxDOT Corridor Plan \$
 - a. IH20/IH 30 Walsh Ranch (Phase 1)
 - b. IH 30 TxDOT Corridor Plan - Phase 1
 - c. IH 30 TxDOT Corridor Plan - Phase 2
 - d. IH 30 Capital Asset Management Phase 2
 - e. IH 820 Access Enhancements (South)
10. Las Vegas Trail Design \$
11. Bomber Spur Bike Trail Plan
12. IH 20/CTP Connections
13. IH 820/SH 199 TxDOT Corridor Plan
14. IH 20 Auxiliary Lanes \$
15. RM 2871 TxDOT Corridor Plan
16. IH 20 Statewide Corridor Plan
17. Boat Club Road
18. FM 3325



\$ Indicates Transportation Project All or Partially Funded for Construction

RCC SCHEDULING UPDATE


DATE	EVENT	LOCATION
January 22, 2024	RCC Meeting	White Settlement
April 15, 2024	RCC Meeting	TBD
July 15, 2024	RCC Meeting	TBD
October 21, 2024	RCC Meeting	TBD

**Additional 2023 or 2024 committee meetings may be scheduled
as needed at the discretion of the Chair**

OTHER BUSINESS

- Media Alerts
- Correspondence
- Attendance Report

ITEM 11: PUBLIC COMMENTS



CONTACT US



Dan Kessler

Assistant Director of Transportation

dkessler@nctcog.org | 817-695-9248



Amanda Wilson

Senior Program Manager

awilson@nctcog.org | 817-695-9284



Kyle Roy

Communications Supervisor

kroy@nctcog.org | 817-704-5610