



Regional Safety Advisory Committee

2026 Regional Safety Performance Targets

Michael Misantonis | Senior Transportation Planner

January 23, 2026



Background of Safety Performance Targets

- Regional Transportation Council (RTC) approved the 2023 – 2027 Safety Performance Target reduction schedule in February 2023
- Targets are updated and reported annually
- NCTCOG currently supporting TxDOT targets
- Fatalities, fatality rates, and bike and pedestrian fatalities to 50 percent by 2035 and zero by 2050
- Serious injuries, serious injury rates, and bike and pedestrian serious injuries 2 percent reduction from the trend line*

Number of Fatalities

Rate of Fatalities

Number of Serious Injuries

Rate of Serious Injuries*

Bicyclist and Pedestrian Fatalities and Serious Injuries

*Rates Calculated per 100 million Vehicle Miles Traveled



NCTCOG Safety Performance Target Schedule: 2023-2027

Targets: Number of Fatalities and Fatality Rate	
Year	Percentage Reduction*
2023	3.4%
2024	3.6%
2025	3.7%
2026	3.8%
2027	4.0%

Targets: Number of Serious Injuries and Serious Injury Rate	
Year	Percentage Reduction
2023	2%
2024	2%
2025	2%
2026	2%
2027	2%

The number of non-motorized fatalities and serious injuries target will use both reduction percentages to calculate the combined measures.

*Based on linear trendline of 50 percent reduction by 2035 and zero by 2050.



NCTCOG Safety Performance Targets: 2025-2026

Safety Performance Targets	2025 Targets	Proposed 2026 Targets	Target Reduction
No. of Fatalities	634.42	610.31	3.7% in 2025 3.8% in 2026
Fatality Rate	0.767	0.739	3.7% in 2025 3.8% in 2026
No. of Serious Injuries	4,382.5	3,752.4	2% per year
Serious Injury Rate	5.282	4.54	2% per year
No. of Non-motorized Fatalities and Serious Injuries	640.86	624.58	Fatalities: 3.7% in 2025 / 3.8% in 2026 Serious Injuries: 2%

Targets are based on a 5-year rolling average. 2025 targets calculated using 2020 -2024 (observed) data. Data Source – TxDOT’s Crash Records Information System (C.R.I.S.) due to 2024 FARS data being unavailable.



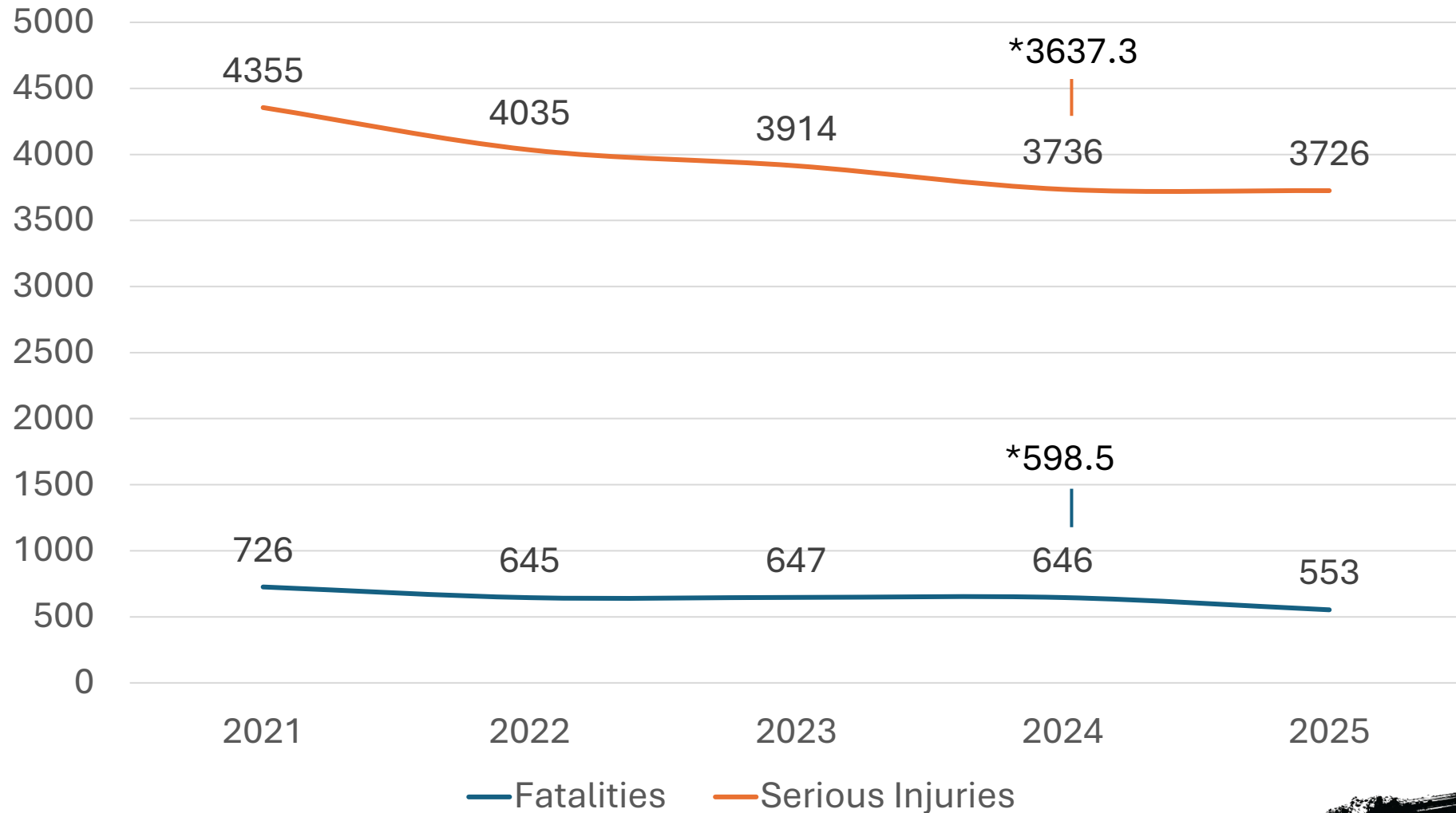
Preliminary NCTCOG Safety Performance Update for 2024

Safety Performance Measures	Original 2024 Target	PY2024 Actual Performance	PY2018-2022 Baseline Performance	Met Target?	Better than the Baseline?	Met or Made Significant Progress?
Number of Fatalities	598.5	658.8	620.2	No	No	No
Rate of Fatalities	0.760	0.797	0.751	No	No	
Number of Serious Injuries	3,637.3	3,829	3,645.2	No	No	
Rate of Serious Injuries	4.53	4.633	4.113	No	No	
Number of Non-Motorized Fatalities and Serious Injuries	634.7	657.4	594.6	No	No	

Original 2024 Target was calculated in early 2025 and included observed data for 2020 - 2024
 PY2024 actual performance includes 2018-2022 observed data



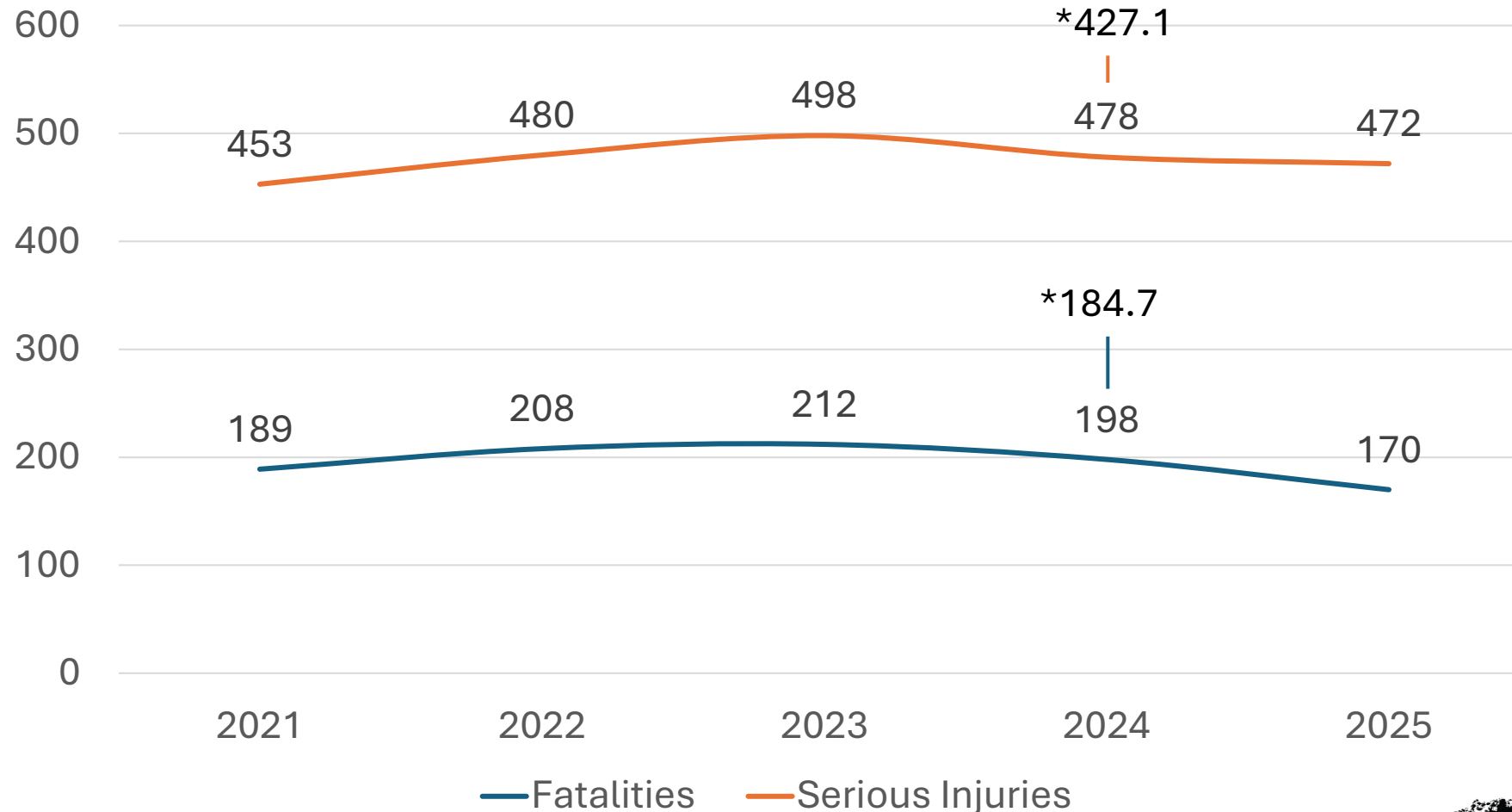
Actual Vehicular Fatalities and Serious Injuries 2021-2025



* Indicates the 2024 Safety Targets



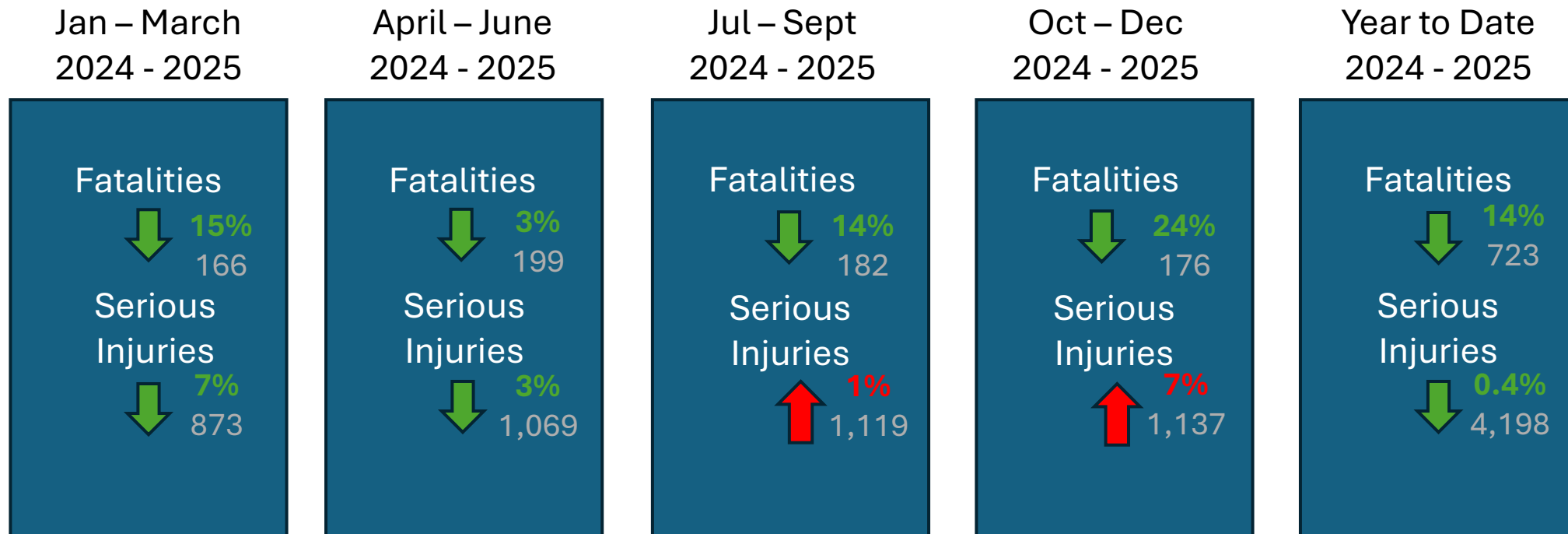
Actual Bike/Pedestrian Fatalities and Serious Injuries 2021-2025



* Indicates the 2024 Safety Targets



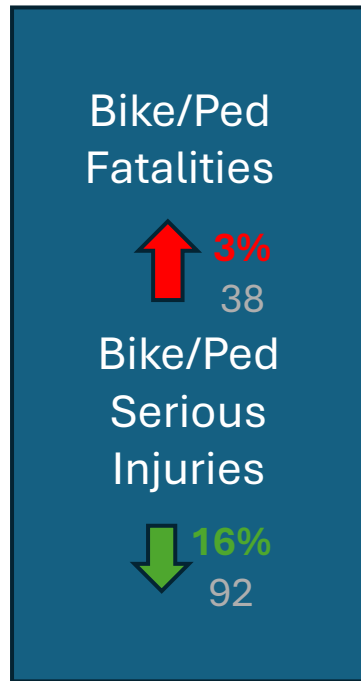
Quarterly Performance: All Fatalities and Serious Injuries Percentage Change



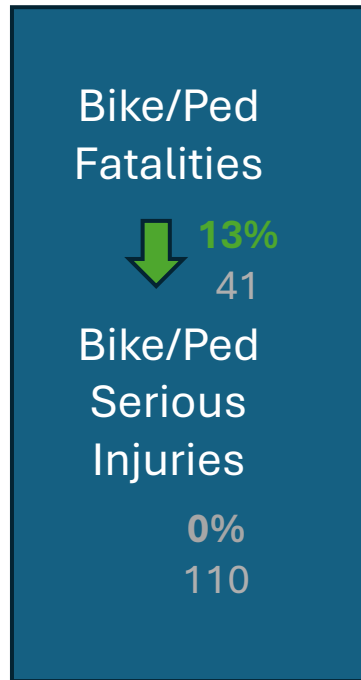
Quarterly Performance: Bicyclist and Pedestrian Fatalities and Serious Injuries

Percentage Change

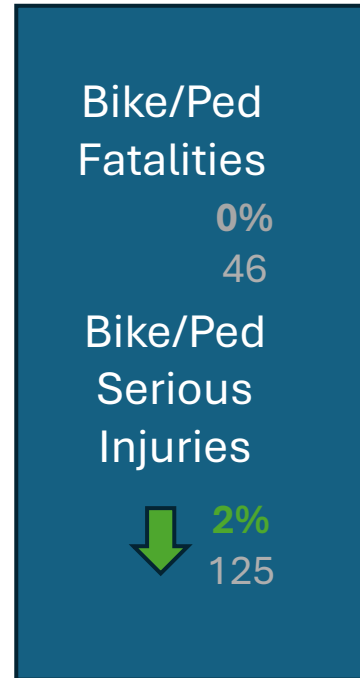
Jan – March
2024 - 2025



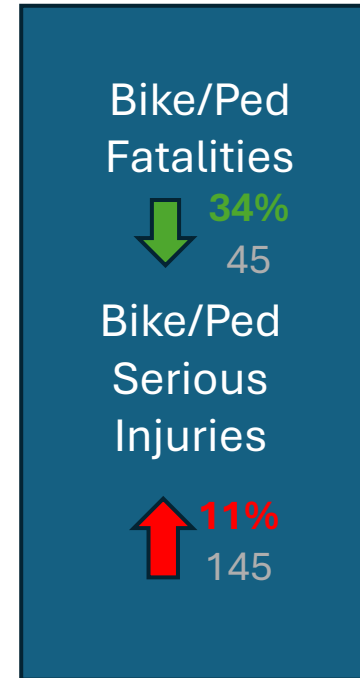
April – June
2024 - 2025



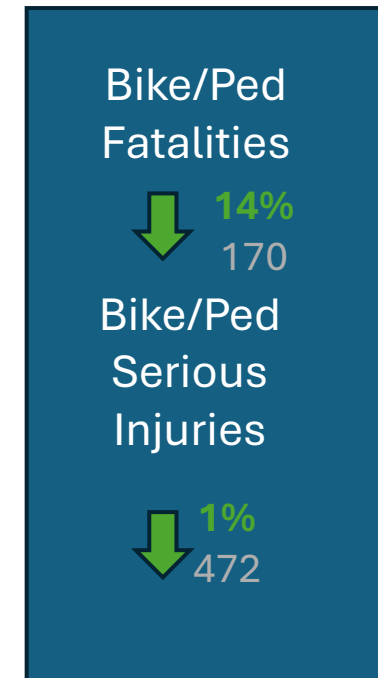
Jul – Sept
2024 - 2025



Oct – Dec
2024 - 2025



Year to Date
2024 - 2025



All Fatal and Serious Injuries 2024-2025

All Fatal and Serious Injuries 2024	Fatalities	Serious Injuries
Q1	196	941
Q2	205	1103
Q3	212	1106
Q4	231	1064
Total	844	4214

All Fatal and Serious Injuries 2025	Fatalities	Serious Injuries
Q1	166	873
Q2	199	1069
Q3	182	1119
Q4	176	1137
Total	723	4198



Bicyclist and Pedestrian Fatal and Serious Injuries 2024-2025

Bike/Ped 2024	Fatalities	Serious Injuries
Q1	37	109
Q2	47	110
Q3	46	128
Q4	68	131
Total	198	478

Bike/Ped 2025	Fatalities	Serious Injuries
Q1	38	92
Q2	41	110
Q3	46	125
Q4	45	145
Total	170	472



Questions and Contacts



Sonya J. Landrum

Program Manager

slandrum@nctcog.org

Camille Fountain

Principal Transportation Planner

cfountain@nctcog.org



Joaquin Moreno

Transportation Safety Intern

jmoreno@nctcog.org

Natalie Bettger

Senior Program Manager

nbettger@nctcog.org

Michael Misantonis

Senior Transportation Planner

mmisantonis@nctcog.org