

# DALLAS DISTRICT PROGRESS

Monthly Report on Dallas District Projects and Topics

★ ★ ★

COLLIN CO. | DALLAS CO. | DENTON CO. | ELLIS CO. | KAUFMAN CO. | NAVARRO CO. | ROCKWALL CO.

## Constructing a future generation



**Two-hundred Dallas area students** had the unique opportunity to learn more about the construction field last month at TxDOT's first ConnectU2Jobs Construction Career Day. High school

juniors and seniors interested in trade Career and Technical Education (CTE) programs met with 45 participating employers at Briscoe Carpenter Livestock Center at Fair Park, to gain invaluable insight into a sometimes-overlooked industry.

"Construction Career Day was a huge success and is a perfect example of what happens when you bring together the worlds of workforce, economic development and education," said Texas Workforce Commissioner Aaron Demerson. "It was great seeing the students interacting, networking, and learning from the participating Texas employers. Workforce Solutions Greater Dallas and Texas Department of Transportation through their ConnectU2Jobs program, amazing sponsors, and employer partners are to be commended for putting this into action and walking the walk, in true Texas style."

**The event focused on** in-school youth and young adults, who could interact directly with employers about careers in the construction field. The day also included interactive and drone demonstrations, simulators, a virtual reality experience room, nearly 20 pieces of heavy equipment on display and a room set up for onsite interviews.



Photo credit: TxDOT

**TxDOT's** Highway Construction Workforce Partnership pilot program was created to fill a need for a skilled highway construction workforce.

“

It was great seeing the students interacting, networking, and learning from the participating Texas employers.

— Aaron Demerson  
Texas Workforce Commissioner

”

**CU2J aims to connect** justice-involved young adults to job training, life skills coaching, and job placement. It encompasses a variety of partners, including community organizations, industry partners and education agencies.

**A big thank you** to all the highway contractors and affiliated industry representatives for partnering with us!

**To learn more** about the ConnectU2Jobs program, visit <https://www.txdot.gov/about/programs/civil-rights/connectu2jobs>.





## MAY 2023 LET PROJECTS

	CSJ NUMBER	HWY	LIMITS	TYPE OF WORK	COST EST. (M)	BID (M)	+/- (%)	CONTRACTOR
1	0009-03-048	SH 66	At Dalrock Rd.	Construct intersection improvements	\$3.67	\$4.25	15.94%	XIT Paving and Construction Inc.
2	0047-07-242	US 75	IH 635 to SH 190	Pavement repair, diamond grinding, etc.	\$4.68	\$5.57	19.02%	O. Trevino Construction, LLC
3	0091-03-031	SH 289	At CR 99 / CR 100 in Celina	Install traffic signal	\$2.54	\$2.50	-1.30%	WG Engineering & Construction, LLC
4	0092-03-063	IH 45	BI 45-J to Dallas County line	Rehabilitate existing roadway	\$2.39	\$2.19	-8.38%	O. Trevino Construction, LLC
5	0095-04-074	US 80	West of Bradshaw to FM 986	Repair roadway	\$5.23	\$4.62	-11.70%	Foutsco Paving Co., LLC
6	0095-14-033	IH 20	Dallas County line to SP 557	Install/replace signs	\$2.33	\$2.19	-6.05%	Cross Plus Constr., LLC
7	0173-01-049	SH 34	BI 45-G to Kaufman Co. line	Repair roadway	\$6.66	\$6.70	0.58%	Foutsco Paving Co., LLC
8	0261-01-050	US 67	Johnson Co. line to Bus 287-Q	Rehabilitate existing roadway	\$10.33	\$11.28	9.18%	Texas Materials Group, Inc.
9	0430-01-065	SH 352	SL 12 to IH 635	Rehabilitate existing roadway	\$3.57	\$3.44	-3.60%	Austin Bridge & Road Services, LP
10	0815-03-015	FM 424	US 380 to US 377	Rehabilitate existing roadway	\$1.83	\$2.06	12.93%	Ed Bell Construction Co.
11	1047-03-074	FM 1382	At Avion Parkway	Hazard elimination & safety	\$2.49	\$2.50	0.48%	O. Trevino Construction, LLC
12	1392-01-044	FM 1378	At FM 3286	Intersection improvement	\$11.33	\$13.64	20.34%	Ed Bell Construction Co.
---	0918-11-100*	CR 110	CR 110 at Jones Creek to CR 279 and CR 312	Replace bridge and approaches	\$1.63	\$1.53	-5.64%	Hodges and Sons Constr., Co., Inc.
---	0918-47-342*	VA	Various intersections in the City Of Dallas	Traffic signal improvements	\$2.36	\$2.77	16.84%	FNH Construction, LCC
EST. MAY 2023 TOTALS					\$61.04	\$65.25	4.19%	
DISTRICT FY CUMULATIVE LETTINGS					\$906.49	\$858.22		
DALLAS DISTRICT FY LETTING VOLUME CAP					\$1,301,360,000**			

\* Unmapped.

<sup>1</sup> Indicates project is an A+B bidding project.

\*\* District FY 2022 Letting Cap includes the following:

1) IH 35E Phase II Dallas County Design Build Project for \$708 M

Note: Accumulative Letting/Obligations decreased due to bid

rejection of Klyde Warren Deck Park Extension CSJ 0196-07-034 and IH 35E Frankford Rd CSJ 0196-02-132.

## JUNE 2023 PROJECTED LETTING PROJECTS (SUBJECT TO CHANGE)

	CSJ NUMBER	HWY	LIMITS	TYPE OF WORK	EST. COST (M)
1	0281-02-077	SH 78	Collin Co. line to Spring Creek Parkway in Wylie	Repair roadway	\$1.16
2	0364-02-024	SH 121	At West Sandy Lake Rd.	Landscape development	\$0.19
3	0816-05-025	FM 2862	SH 5 to Westover Ln.	Hazard elimination & safety	\$5.85
4	1012-01-017	FM 543	At Taylor Birch, Sabine Creek and S. Creek No. 1	Replace bridge and approaches	\$3.14
5	1014-01-014	FM 547	At Sabine Creek Branch No. 1	Bridge replacement	\$5.14
6	2374-03-098	I-20	I-45 to I-635	Rehabilitate existing roadway	\$17.26
7	2374-04-091	I-20	At N. Cedar Ridge Dr.	Landscape development	\$0.21
---	0918-24-272*	Alma Dr.	Various locations to in the City of Allen	Advanced traffic management system	\$2.14
ESTIMATED TOTAL					\$35.09 M

\* Unmapped.

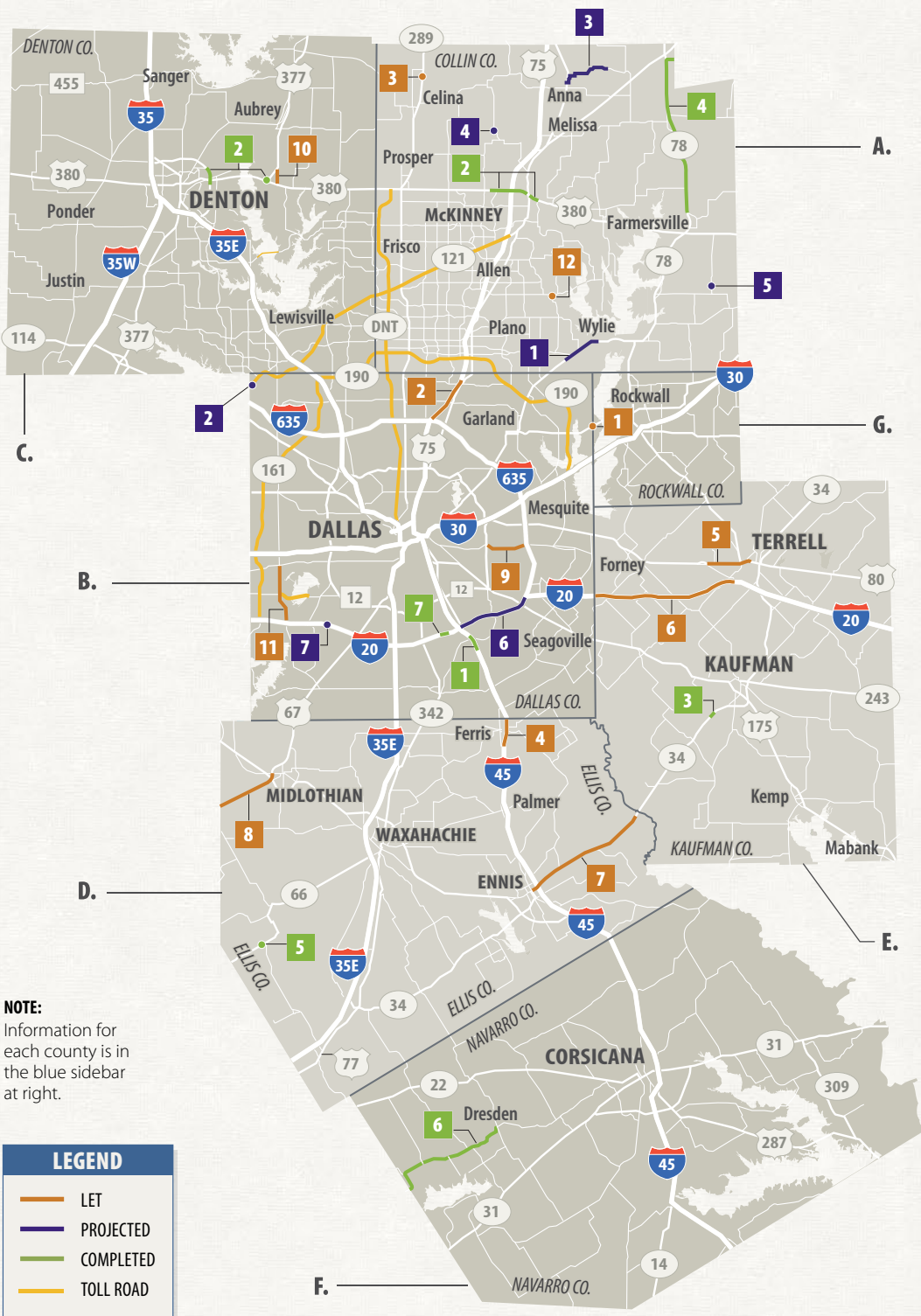
## COMPLETED CONSTRUCTION PROJECTS (FROM MAY 1-31, 2023)

	CSJ NUMBER	HWY	LIMITS	TYPE OF WORK	EST. COST (M)	COMPLETED DATE
1	0092-02-125	I-45	At Dowdy Ferry Rd.	Intersection improvement	\$3.36	5/8/2023
2	0135-02-063	US 380/ SL 288	N Stonebridge Dr. to W of SH 5; At US 377; SH 5 to Airport Dr.; King Row to S of US 377	Traffic signal improvement	\$0.85	5/11/2023
3	0173-02-071	SH 34	1.5 miles W of Kings Creek	Rehab. existing road; bridge replacement; overlay	\$33.26	5/26/2023
4	0280-02-040	SH 78	BS 78E to Fannin CL; CR 614 to 0.3 Mi N of CR 619	Rehab. pavement & widen shoulders; replace bridge rail	\$15.14	5/16/2023
5	0596-02-040	FM 66	At Coffee Branch; and at Mesquite Branch	Bridge replacement	\$2.49	5/16/2023
6	1663-03-017	FM 744	FM 1578 to FM 55; Hill CL to FM 639; FM 639 to FM 1578	Rehab. pavement & widen shoulders	\$12.34	5/24/2023
7	2374-03-074	I-20	At Bonnie View Rd.	Widen bridge	\$3.25	5/16/2023
---	0918-47-227*	VA	Various locations in the City of Dallas	Improve traffic signals	\$1.57	5/11/2023
ESTIMATED TOTAL					\$69.01 M	

\* Unmapped.

# DALLAS DISTRICT PROJECTS MAP

Colored and numbered boxes correspond with the charts on page 2 and show projects that have let in **May 2023**, are projected to let in **June 2023**, or have recently been **completed**.



**NOTE:**  
Information for each county is in the blue sidebar at right.

LEGEND

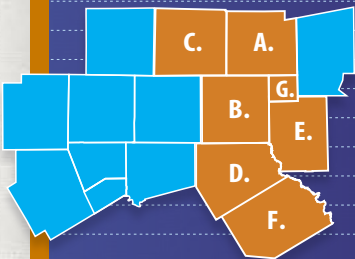
LET

PROJECTED

COMPLETED

TOLL ROAD

**SOURCE:** TxDOT research  
\*POPULATION ESTIMATE: NCTCOG



## 2023 DALLAS DISTRICT ESTIMATE TOTALS

VEHICLE REGISTRATION | 4,272,434  
\*POPULATION ESTIMATE | 5,414,645  
LANE MILES | 11,456

### A. | COLLIN COUNTY

VEHICLE REGISTRATION: 892,924  
\*POPULATION ESTIMATE: 1,175,974  
LANE MILES: 1,578

### B. | DALLAS COUNTY

VEHICLE REGISTRATION: 2,101,685  
\*POPULATION ESTIMATE: 2,675,009  
LANE MILES: 3,563

### C. | DENTON COUNTY

VEHICLE REGISTRATION: 763,677  
\*POPULATION ESTIMATE: 1,006,492  
LANE MILES: 1,822

### D. | ELLIS COUNTY

VEHICLE REGISTRATION: 201,810  
\*POPULATION ESTIMATE: 218,125  
LANE MILES: 1,627

### E. | KAUFMAN COUNTY

VEHICLE REGISTRATION: 151,162  
\*POPULATION ESTIMATE: 158,672  
LANE MILES: 1,225

### F. | NAVARRO COUNTY

VEHICLE REGISTRATION: 54,161  
\*POPULATION ESTIMATE: 55,639  
LANE MILES: 1,276

### G. | ROCKWALL COUNTY

VEHICLE REGISTRATION: 107,015  
\*POPULATION ESTIMATE: 124,734  
LANE MILES: 365



## DISTRIBUTION OF TOTAL STATE HIGHWAY FUND\* RECEIPTS

**TOTAL RECEIPTS:** \$9.936 billion

**Federal Reimbursements –**  
\$4,169.5 million – 42¢

**Local Participation –**  
\$216.4 million – 2¢

**State Fees, Taxes and Other –**  
\$4,849.0 million – 49¢

**Motor Fuel Tax** .....\$2,630.1 million  
**Vehicle License Fees** ....\$1,437.4 million  
**Proposition 1** .....\$439.5 million  
**Lubricant Sale Tax** .....\$44.9 million  
**Other State Receipts** .....\$297.1 million

**Sale of Bonds –**  
\$700.7 million – 7¢

**TOTAL DISBURSEMENTS\*:** \$10.499 billion

**Plan –** \$1,593.5 million – 15¢

**Debt Service Transfers/  
Payments –**  
\$377.7 million – 4¢

**Build –**  
\$2,531.8 million – 24¢

**Other Agency Expenditures  
/Transfers –** \$531.2 million – 5¢

**Manage –** \$239.6 million – 2¢

**Maintain –** \$3,930.2 million – 37¢

**Use –** \$165.2 million – 2¢

**Prop 1 –** \$1,130.2 million – 11¢

**Transfer to Other Agencies –** \$200.8 M  
**Other Agency Expenditures –** \$330.4 M

SOURCE: TxDOT

TxDOT graphic

## DISTRIBUTION OF TEXAS MOTOR FUEL TAXES

**GROSS TAX COLLECTED BY STATE COMPTROLLER:** \$3.667 billion

**Public Schools –** \$883.0 million – 24¢

**Refunds, Collection Expenses  
and Other –** \$153.9 million – 4¢

**State Highway Fund –**  
\$2,630.1 million – 72¢

## DISTRIBUTION OF TEXAS MOTOR VEHICLE REGISTRATION FEES

**GROSS COLLECTIONS:** \$1.850 billion

**Counties –**  
\$412.9 million – 22¢

**State Highway Fund –**  
\$1,437.4 million – 78¢

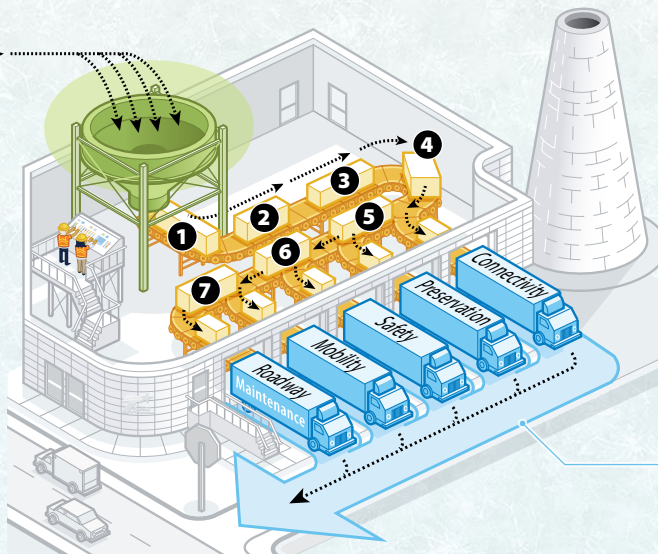
## A VISIONARY LOOK AT THE BUSINESS OF BUILDING ROADWAYS

A factory-themed metaphorical take on the business of how TxDOT builds roadways:

### 1. FUNDING SOURCES



SOURCE: TxDOT



### 2. ADVANCED PLANNING

1. Public Involvement
2. Feasibility Analysis
3. Environmental
4. Engineering
5. Right of Way
6. Utility Adjustment
7. Contractor Procurement

### 3. MOBILITY AND MAINTENANCE PROJECTS


TxDOT graphic by DEAN HOLLINGSWORTH/Information Specialist

## DALLAS DISTRICT | PROGRESS



TEXAS DEPARTMENT OF  
TRANSPORTATION  
4777 E. Highway 80  
Mesquite, TX  
75150-6643

FOR MORE INFORMATION:  
214-320-4480  
dalinfo@txdot.gov  
[www.txdot.gov](http://www.txdot.gov)



### REPORT A POTHOLE:

Visit <https://www.txdot.gov/inside-txdot/contact-us/contact-us/reportIssueSubPage/roadNeedsRepair.html> or call 800.452.9292. Progress report can be downloaded at <http://www.txdot.gov/inside-txdot/district/dallas/progress.html>