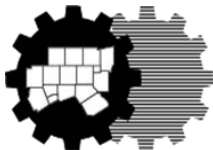


# Fiscal Year 2020 (FY20)

## Public Transportation Funding: Programs of Projects

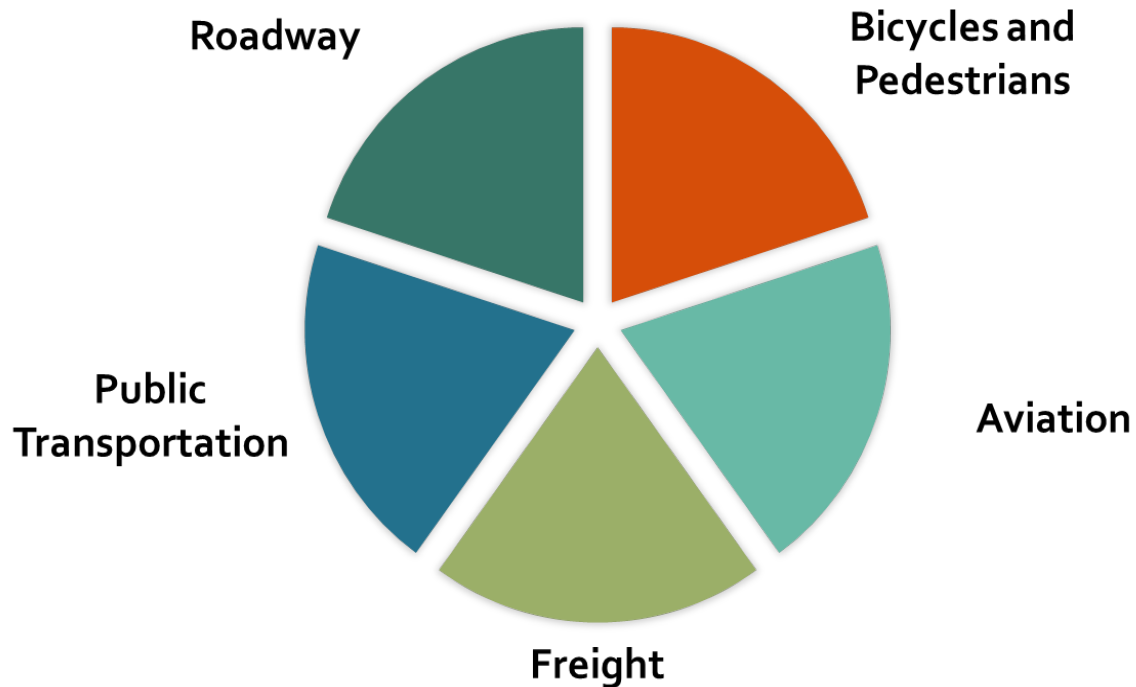


North Central Texas  
Council of Governments

Public Meeting  
September 2, 2020

# Public Transportation is...

## Part of a comprehensive transportation system



# Investing in Public Transportation

**Has a positive economic impact within communities**



- Every \$1 invested in public transportation generates \$5 in economic returns
- Every \$1 billion invested in public transportation supports and creates approximately 50,000 jobs

**Reduces roadway congestion and improves air quality**

- Communities that invest in public transit reduce the nation's carbon emissions by 37 million metric tons annually
- In 2019, Americans took 9.9 billion trips on public transportation



# General Types of Transit Service

## Fixed Route



- Vehicle operates along a prescribed route according to a fixed schedule
- Typically implemented in areas where transit demand can support it

## Commuter Bus



- A variation of fixed route, primarily connects outlying areas to a central city/area
- Typically operates in one direction during peak periods

## Demand Response



- Shared-ride service that uses smaller vehicles to provide flexible curb-to-curb service
- Typically used for first/last mile applications or in areas with lower transit demand

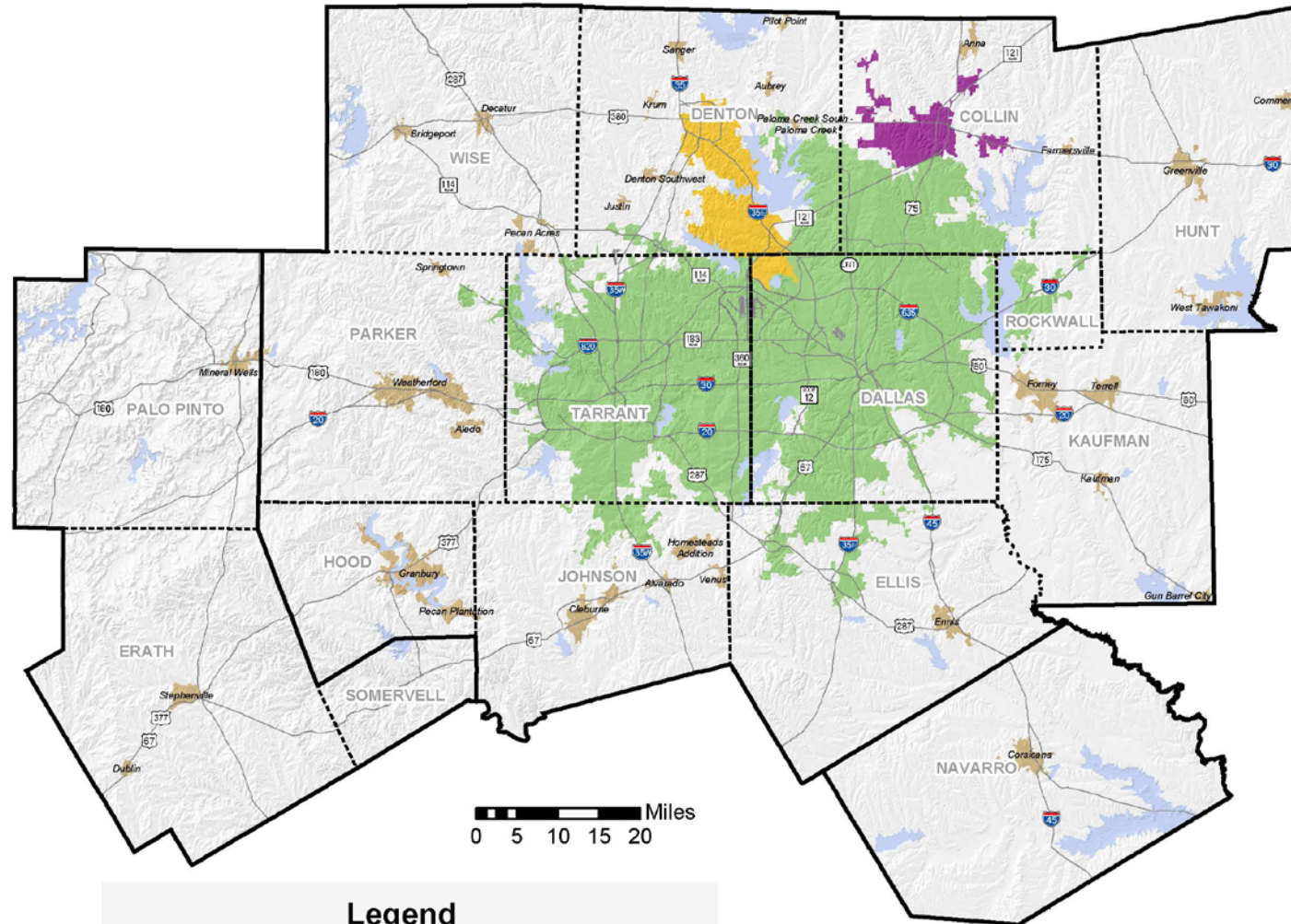
## Rail or High Intensity Bus



- Serves long-distance regional corridors with high transit demand
- Rail requires exclusive Right-of-Way, whereas exclusive bus lanes for High Intensity Bus are not required



# U.S. Census Bureau Urbanized Areas and Urban Clusters (2010)



## Legend

- |   |  |
|---|--|
| <span style="display: inline-block; width: 15px; height: 15px; background-color: #90EE90; border: 1px solid black; margin-right: 5px;"></span> Dallas-Fort Worth-Arlington Urbanized Area | <span style="display: inline-block; width: 15px; height: 15px; background-color: #800080; border: 1px solid black; margin-right: 5px;"></span> McKinney Urbanized Area |
| <span style="display: inline-block; width: 15px; height: 15px; background-color: #FFD700; border: 1px solid black; margin-right: 5px;"></span> Denton-Lewisville Urbanized Area           | <span style="display: inline-block; width: 15px; height: 15px; background-color: #A08060; border: 1px solid black; margin-right: 5px;"></span> Urban Clusters          |



North Central Texas  
Council of Governments  
Transportation  
March 2012

# Federal Formula Funding Programs for Urban Areas

Section	Program	Purpose	Project Types
5307	Urbanized Area Formula (Includes Job Access/Reverse Commute projects)	Serve general public including low income workers	<ul style="list-style-type: none"><li>• Capital</li><li>• Operating</li><li>• Planning</li></ul>
5310	Enhanced Mobility of Seniors and Individuals with Disabilities	Serve the needs of the elderly and disabled population	<ul style="list-style-type: none"><li>• Capital</li><li>• Operating</li></ul>
5337	State of Good Repair	Maintain rail services	<ul style="list-style-type: none"><li>• Capital</li></ul>
5339	Bus and Bus Facilities	Purchase vehicles and/or maintain bus services	<ul style="list-style-type: none"><li>• Capital</li></ul>

# Awarding Federal Formula Funds in the Region

Region received ~\$133.2M in Federal Transit Administration (FTA) formula funds through the FY20 full apportionment award cycle

## Two Processes Used to Award Funds

- ~ 2% set aside for Strategic Partnerships

- ~ 98% available annually through Programs of Projects (POP) process - how public transportation providers in the region utilize funds<sup>1</sup>

<sup>1</sup> Detailed list of projects can be found in the Fiscal Year 2020 Programs of Projects

# Fiscal Year 2020 Programs of Projects

<b>FY2020 FTA Funds by <u>Agency Type</u></b>	<b>\$129.2M<sup>1</sup></b>
Transit Authorities	\$118.78M
All Others	\$10.42M

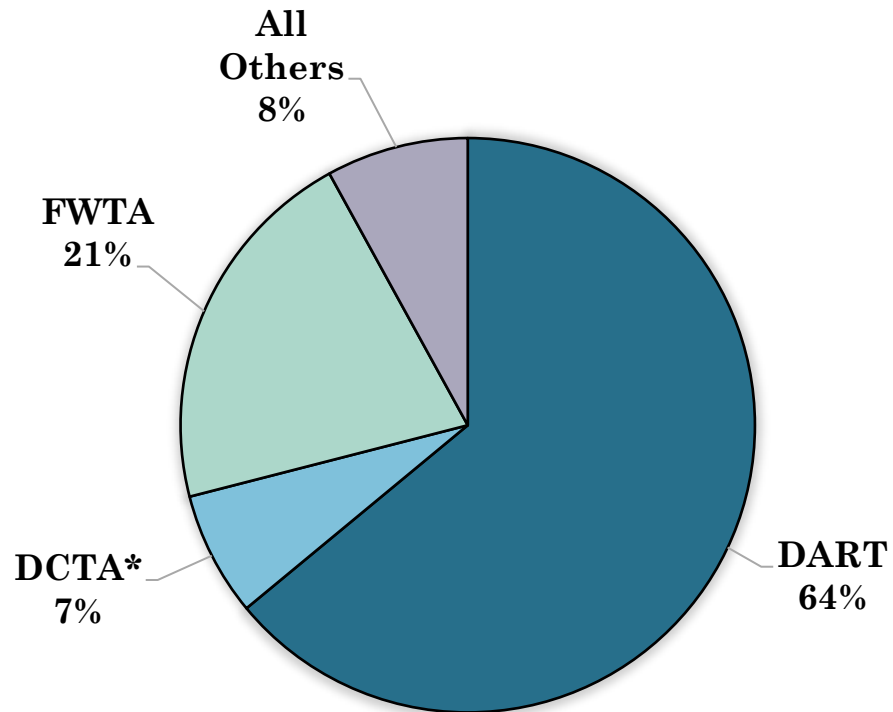
<b>FY2020 FTA Funds by <u>Project Type</u></b>	<b>\$129.2M<sup>1</sup></b>
Preventive Maintenance	\$97.10M
Vehicle Purchases	\$6.60M
Operations	\$7.74M
Other Capital Items	\$17.76M

<sup>1</sup> This amount does not include the 2% set aside from the Section 5307 apportionment for JARC projects or the funding available through Section 5310 for Strategic Partnerships

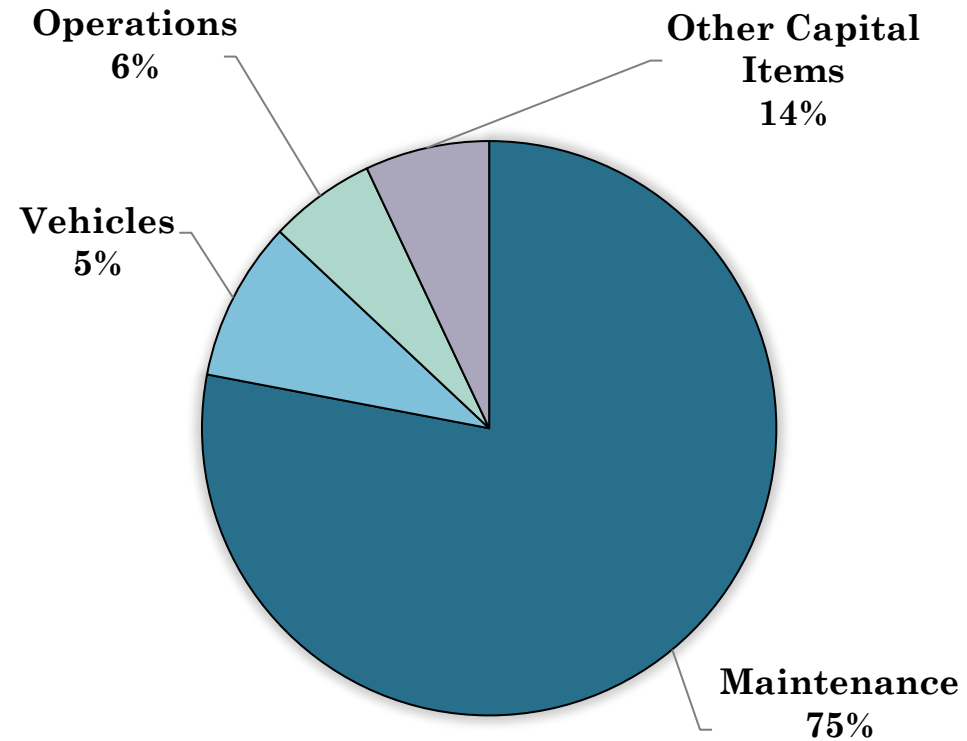


# Fiscal Year 2020 Programs of Projects

## DISTRIBUTION BY PROVIDER



## DISTRIBUTION BY PROJECT TYPE



\* DCTA funding comes from the Denton-Lewisville Urbanized Area

# Transportation Development Credits

- Transportation Development Credits (TDCs) are a non-cash financing tool (i.e., they do not increase funding for a project) that is used in lieu of the local cash match requirement for federal funds
- TDCs are “earned” by the region when toll revenues are used to fund capital projects on public highways
- The Regional Transportation Council may award TDCs to agencies that depend upon financing tools to implement capital projects
- The following transit agencies have requested TDCs in lieu of the local match component for capital projects:
  - City of Arlington, City of Grand Prairie, DCTA, FWTA, NCTCOG, NETS, PTS, Span Inc., and STAR Transit

# Contact Information

Dylan Hernandez

Transportation Planner II

(817) 704-5641

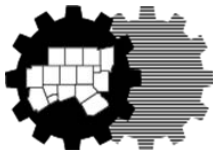
[dhernandez@nctcog.org](mailto:dhernandez@nctcog.org)

Edgar Hernandez

Senior Transportation Planner

(817) 704-5640

[ehernandez@nctcog.org](mailto:ehernandez@nctcog.org)



North Central Texas  
Council of Governments

Public Meeting

September 2, 2020